

VIDIR HD Carousel Preventative Maintenance Checklist

Company	City	Province	Date of Service:
Store No.	Serial No.	Model/Type	Current Hour Meter Reading
Service Company:		Store Signoff:(Print)	
Service Technician (Print):		Store Title:	
Service Tech Signature:		Store Signature:	

Preventative Maintenance is Recommended Every 100 hours or 12 months. The inspection of all hooks, bolts, pins, mounting hardware, chains and the overall condition of these components are critical to ensure machine safety, and integrity of the preventative maintenance process. Initialling each line as indicated below confirms these items have been thoroughly inspected for defects.

✓ Indicates item is inspected and in good condition - ✗ Indicates item requires additional service	Service	Initials
Verify all hooks swing freely.		
Inspect all hooks, bolts, or pins (connecting hardware) for signs of wear or damage (per spec bulletin)		
Verify all hook bolt nuts for tightness.(visual).		
Spray lithium grease on all hooks and bolts (between the hook and the chain).		
Verify all safety latches and hardware on hooks are securely in place and latches operate correctly. F		
Inspect load chain for snapping or squeaking noise during operation. If noisy lube or tighten as needed.		
Visually inspect master link cotter pins for wear.		
Inspect main load chain for wear and correct tension. (lubricate with a light oil from back side of chain)		
Inspect drive chains for wear, proper alignment, tension and does not interfere with guards or covers.		
Ensure set screw is tight on motor and gearbox pulleys. If loose check belt alignment.		
Ensure set screw is tight on drive sprocket and key is in place. If loose check sprocket alignment.		
Inspect to ensure motor and gearbox mounting bolts are tight. First time pm only.		

Required Components

Qty	Description	Part #	Qty	Description	Part #	Application	Description
4	Standard carousel hook hd	2-75411	10	9/16`` Machine washer	003-0025	Gearbox	80/90 W oil
4	9/16``HD chain bolt	2-49337	10	9/16`` Shim washer	003-0026	Chain	30W oil
4	9/16" lock nuts	004-0047	1	Switch stem	410-0052	Spray can of lithium grease	

Conclusion: This unit has been inspected and serviced for safe operation and is operating as intended by the manufacturer.

Comments and Parts Used (If any): _____

Fax completed checklist to 1-204-364-3072 Attn: Service Manager or e-mail to service@vidir.com

VIDIR HD Carousel Preventative Maintenance Checklist

Company	City	Province	Date of Service:
Store No.	Serial No.	Model/Type	Current Hour Meter Reading
Service Company:		Store Signoff:(Print)	
Service Technician (Print):		Store Title:	
Service Tech Signature:		Store Signature:	

Preventative Maintenance is Recommended Every 100 hours or 12 months. The inspection of all hooks, bolts, pins, mounting hardware, chains and the overall condition of these components are critical to ensure machine safety, and integrity of the preventative maintenance process. Initialling each line as indicated below confirms these items have been thoroughly inspected for defects.

✓ Indicates item is inspected and in good condition - ✗ Indicates item requires additional service	Service	Initials
Inspect both gearbox units for oil leaks. Note if seal or gearbox needs replacement		
Visually inspect load chain sprockets for wear, mis-alignment or tilt (without removing covers).		
Inspect for any plastic or debris wrapped around chains or sprockets. (Notify Manager)		
Verify all covers are in place and in good condition.		
Inspect carrier for damage and wear.		
Inspect pulley and sprocket set screws to ensure they have lock-tight applied to the threads and are tight!		
Verify drive sprocket alignment and proper tension of drive chain.		

Required Components

Qty	Description	Part #	Qty	Description	Part #	Application	Description
4	Standard carousel hook hd	2-75411	10	9/16`` Machine washer	003-0025	Gearbox	80/90 W oil
4	9/16`` HD chain bolt	2-49337	10	9/16`` Shim washer	003-0026	Chain	30W oil
4	9/16`` lock nuts	004-0047	1	Switch stem	410-0052	Spray can of lithium grease	

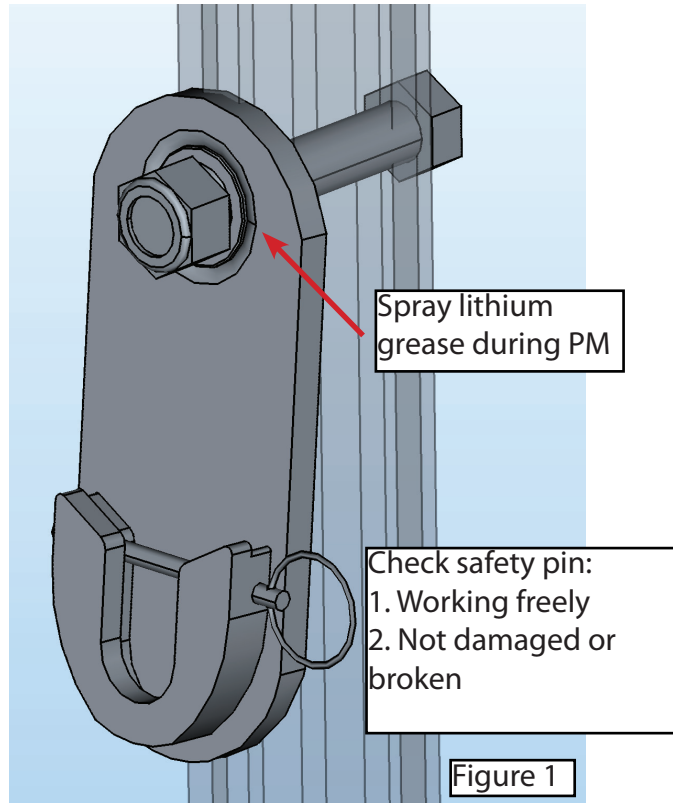
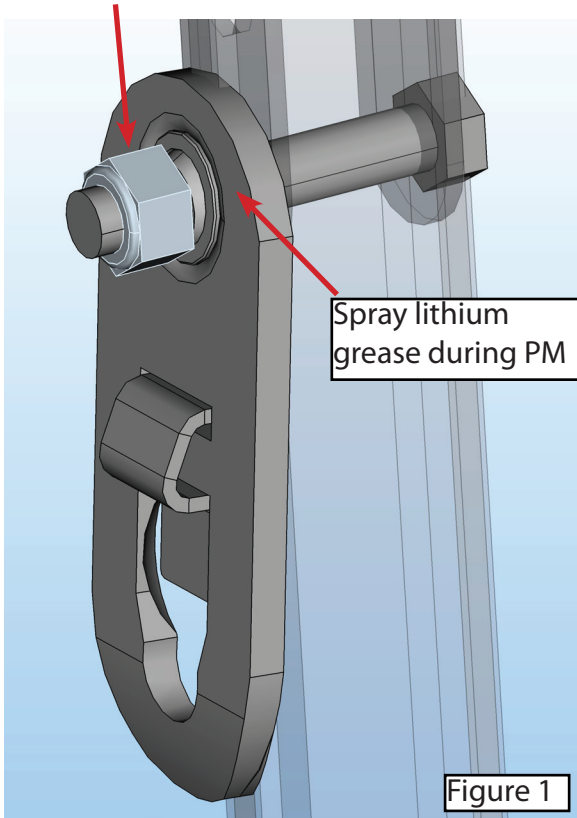
Conclusion: This unit has been inspected and serviced for safe operation and is operating as intended by the manufacturer.

Comments and Parts Used (If any): _____

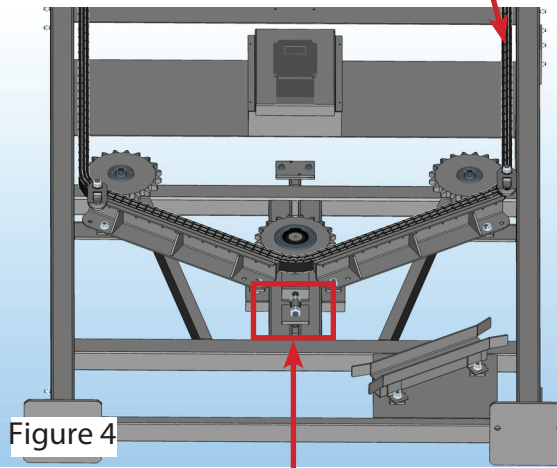
Fax completed checklist to 1-204-364-3072 Attn: Service Manager or e-mail to service@vidir.com

✓VIDIR HD Carousel Preventative Maintenance Checklist

Ensure lock-nut has not loosened



Must take strong effort to pull chain against carousel frame



Load chain tightener adjustment bolt

