



**DIRECTFIT™**

# AIR COMPRESSOR & AIR SYSTEM

R E P A I R P A R T S

AIR TREATMENT PRODUCTS

BELTS

BALL VALVES

CHECK VALVES

COUPLERS

FILTERS FOR MOST ANY BRAND

FILTERS, REGULATORS, LUBRICATORS

GASKETS AND KITS

HOSE REELS & HOSE

MILTON PRODUCTS

MUFFLERS

PILOT VALVES

PRESSURE SWITCHES

REPAIR PARTS BY OEM


ROTARY SCREW REPLACEMENT PARTS

SAFETY VALVES

TANKS

VIBRATION DAMPENING PADS

AND MORE!



**SVI International, Inc.**

**800-321-8173 • 815-748-0200**

155 Harvestore Drive • DeKalb, IL 60115

[www.sviinternational.com](http://www.sviinternational.com)

PROVIDING HIGH QUALITY PRODUCTS FOR MANY INDUSTRIES!

VEHICLE SHOP EQUIPMENT • FLUID DELIVERY • LUBRICATION, PAINT SPRAY  
SINGLE-ACTING HYDRAULIC CYLINDERS • INDUSTRIAL • PETROLEUM EQUIPMENT



# TABLE OF CONTENTS

**Automatic Tank Drain Valve for Champion Compressors** ..... 3

**Commonly Requested Parts**..... 3-5

**Gasket Kits**..... 6

**Euro Style Air Chucks**..... 6

**Valves and Related Products** ..... 6-36

    Ball Valves ..... 6-8

    Safety Valves ..... 9-15

    Side Outlet Relief Valves ..... 13-14

    Safety Valve Installation, Instructions and Notes.... 15

    Pilot Valves ..... 16

    Piloted Unloader Valves ..... 17

    Piloted Discharge Check Valves..... 18-23

    Unloader Pilot Valves and Air Operated

        Discharge Unloader Valves ..... 24

        Discharge Valves..... 24

        Throttle Controls ..... 25-26

        Smart Start for Air Compressors..... 27

        Load Genie Check Valve ..... 27

        Blowdown Valves..... 27

        Miscellaneous Valves & Parts ..... 28

        In-Tank Check Valves ..... 29-31

        Vertical Check Valves ..... 32

        In-Line Check Valves..... 33-34

        Horizontal Check Valves..... 34

        Bronze Check Valves ..... 35

        Automatic Drain Valve for Air Compressor Tanks... 36

        1/4" N.P.T. Air Control Valves..... 37

        Hoist Control Valves ..... 38

        Solenoid Valves ..... 38

**Noise Control Products / Mufflers** ..... 39-57

    Special Application Atomuffler ..... 39

    Air Exhaust Mufflers..... 40

    Relief Valve Mufflers..... 41

    Air Dryer Mufflers..... 42

    Vacuum Pump Exhaust Mufflers ..... 43

    Filter Silencer..... 44

    Thru-Flow Muffler ..... 45

    High Pressure Muffler..... 46

    Defogger Muffler..... 47

    Steam Exhaust Muffler ..... 48

    Damper Muffler..... 49

    Bantam™ Mufflers..... 50

    End Flow Mufflers..... 51

    Air Ejector Muffler ..... 52

    Porous Adjust-A-Flow Muffler..... 53

    Porous Metal Filter-Muffler ..... 54

    Porous Metal Breather-Vent-Filters ..... 55

    Micro Miniature Muffler ..... 56

    M64 Mini-Muff..... 56

    Blow Down Muffler..... 57

    Speed Control Muffler..... 57

**Belts**..... 57

**Reelcraft® Hose Reels** ..... 58

**Hose Stops**..... 59

**Rubber Pads For Air Compressors /**

**Vibration Dampening Pads**..... 59

**Filters and More— “AT” Series** ..... 60-62

**Solberg Filters** ..... 64-66

**Gauges** ..... 67

**Pressure Switches**..... 67

**Coiled Air Hose and Fittings** ..... 68-80

    Recoil Air Hose - Nylon..... 68-69

    Stowaway Heavy Duty Nylon Air Hose..... 70

    Twin Bonded Nylon Air Hose ..... 71

    Nylon Hose Fittings ..... 72-73

    Flexcoil Polyurethane Air Hose, Assemblies

        and Replacement Fittings..... 74-77

    Flexeel Polyurethane Reinforced

        Coiled Air Hose..... 78

        Flexeel Coiled Pigtail..... 79

**Power Station Air / Electric Utility Box**..... 80

**Milton® BRAND Air System Products** ..... 81-109

**Bimba® / Mead BRAND Air System Products**

**(Filters, Regulators, Lubricators)**..... 110-113

**Standard Replacement**

**Air Receiver Tanks**..... 114-115

**Repair Parts for Air Compressors by Brand**

    For Campbell-Hausfeld Air Compressors..... 116

    For Coleman Powermate Air Compressors..... 116

    For Champion® Air Compressors ..... 117-122

    For Ingersoll Rand..... 123-124

    For Jenny / Emglo Air Compressors..... 125

    For MI-T-M Air Compressors ..... 125


    For Midwest Air Technologies..... 125

    For Quincy Compressors..... 126

    For Rolair Air Compressors ..... 127

    For Sanborn Mfg. Air Compressors ..... 127

**DIRECTFIT™**



**Made in USA**

**AS-2201-04 (ZTD1)**  
**Automatic Tank Drain Valve**  
**for Champion® and other brand**  
**Air Compressors**

***Only Air Compressors equipped with centrifugal unloaders or unloader-type pressure switches can use this drain valve.***



**AS-2201-03 (Ref # Z5941)**  
**Automatic Tank Drain**  
**Repair Kit for Champion®**

SVI PART #	FOR	OEM #	DESCRIPTION
AS-2201-03	Champion	Z5941	Automatic Tank Drain Repair Kit
AS-2201-03-1	Champion	TD9	Diaphragm
AS-2201-03-2	Champion	TD3	Valve Disc
AS-2201-03-3	Champion	P01882A	Valve Spring
AS-2201-03-4	Champion	TD7	Valve Stem
AS-2201-03-5	Champion	TD18	Disc Backup Washer
AS-2201-04	<b>Champion</b>	<b>ZTD1</b>	<b>Automatic Tank Drain Valve</b>
AS-2201-05	Champion	TD5	Timer Body
AS-2201-06	Champion	TD6	Timer Screw
AS-2201-07	Champion	M2399	Timer Lock Nut
AS-2201-08	Champion		ATD Valve Timer Assembly
AS-2201-09	Champion	TD2	Diaphragm Cover Casting
AS-2201-11	Champion	TD4	Diaphragm Plate
AS-2201-12	Champion	TD1	Drain Valve Body Casting
AS-2201-13	Champion	TD16	O-Ring
AS-2201-17	Champion	M745	Hex Nut
AS-2201-19	Champion	CQP14868A	Intake Plug Gasket
AS-2201-20	Champion	TD10	Intake Plug
AS-2201-23	Champion	M3473	Hex Head Machine Screw
AS-2201-24	Champion	M1651	Screen

**GIVE SUGGESTIONS—PUT US TO WORK FOR YOU!**

If there are other kits or parts for anything else you would like us to look into making, just let us know and we will go to work for you. Keep us busy making things here in the United States that will help save you money and increase your bottom line performance. SVI is your answer!

P  
a  
g  
e



**COMMONLY REQUESTED PARTS**



**BH-9642**  
1/2" NPT  
Air Exhaust Muffler



**BH-9642-DF**  
1/2" NPT Oil Defogger  
Air Exhaust Muffler



**AS-2201-04**  
Automatic Tank  
Drain Valve for  
Champion  
Compressors

*Repair Seal Kits  
Also Available!*



Standard Style

Wide Style

**TWO PIECE "DONUT STYLE" HOSE BUMPERS, HOSE STOPS**

Designed to provide slip-free performance on air, water, grease and oil hose. Two styles are available. L-style are the larger, wider style. **All hardware is included.**

ST" ND" RD

**BP-1525** for 3/8" ID - 5/8" to 23/32" OD hose

**WIDE STYLE (L-Style)**

**BP-1527L** Wide-Style for 1/4" ID Hose

**BP-1525L** Wide-Style for 3/8" ID Hose

**BP-1526L** Wide-Style for 1/2" ID Hose

4 **Custom available upon request with quantity!**



**FK-302-500**  
1/2" Locking Valve


**FK-303-500**  
1/2" Non-Locking Valve




**AS-0209**  
Milton Brand  
Filler Faucet with  
Rubber Spout

**Vibration Dampening Pads**—Use SVI's pads to reduce vibration noise from your air compressor. Don't see what you're looking for? We have other pads available. Give us a call!

SVI Part #	Description
<b>AS-2200-53</b>	3" Square x 1" Thick (1 Pad)
<b>AS-2200-53-4</b>	3" Square x 1" Thick (Set of 4)
<b>AS-2200-54</b>	4" Square x 1" Thick (1 Pad)
<b>AS-2200-54-4</b>	4" Square x 1" Thick (Set of 4)



**COMMONLY REQUESTED PARTS**



**AS-0711**  
**Milton Brand 711**  
**Quick Change Coupler Assembly**  
 - Consists of (1) AS-0715 and (1) AS-0727

**M**  
**Style**

**1/4" Basic Size M-Style Interchange Series**

"M" Style Bodies are Brass with Brass Sleeves. All "M" style Plugs are Case Hardened Steel.



**AT-29726** **Air Filter Element for many OEMs**

- S1076
- 240-0739
- ST073903AV
- 019-0023
- 43-652
- 43-661
- 16404
- 357-9701
- VA1118
- VA1163
- 2109945
- 32171979
- 32282196
- AM30800
- 02-53-372
- 231847
- 1052-2
- 140-1188
- 111146E100
- CRIC100010043
- R431
- 019-0023
- 6106
- 007.0118-0
- 14
- 243196
- 19-1101
- 1311 1210 00 SMALL
- ELM-88

- Air Comp Sales
- C-Aire
- Campbell-Hausfeld
- Coleman
- Compair USA
- Compair USA
- Craftsman / Sears
- DV Systems
- FS Curtis
- FS Curtis
- Gardner Denver
- Ingersoll Rand
- Ingersoll Rand
- John Deere
- Johnson Controls
- Kohler
- Milton Industries
- Onan
- Quincy
- Quincy
- Rol-Air
- Sanborn
- Saylor Beall
- Schultz Compressor
- Solberg
- Sullair
- SVI Filters
- US Air Compressor
- Worthington



**AT-30150** **Air Filter Element for many OEMs**

- Air Comp Sales
- Campbell-Hausfeld
- Champion
- CompAir USA
- CompAir USA
- DV Systems
- DV Systems
- Gardner Denver
- Gast
- Grainger
- Grainger
- Ingersoll Rand
- Johnson Controls
- Milton Industries
- Quincy
- Solberg
- Thomas Ind.
- Vanair
- Vanair

- S1183
- ST073905AV
- P05050A
- 0076701
- 43-662
- 355-9702
- 357-9700
- 2109994
- AJ134B
- 1R416
- 4ZJ93
- 32170979
- A-030-6023NP
- 1053-2
- 110377E075
- 15
- C88072
- 254284
- 264284

Thousands of Replacement Filters Available for Many Brands of Equipment!  
**Call Today with your X-Ref Number!**



**AT-30607** **Air Filter Element with Prefilter for many OEMs**

- 550
- A4000-612
- 1620
- 14P
- 19-2993

- Green Valley Compressor
- Johnson Controls
- Performance Filtration
- Solberg
- SVI Filters




## GASKET KITS

Call with your air compressor make, model number, and reference # and we will get you the gasket set for your model.

PICTURED ▶

**AE-3212-541** for Ingersoll Rand Gasket Kit 71T & 71T2 Type 30

**Many others available!**



## BALL VALVES


For use with **air, water, oil, or inert gases** (psi WOG).

Choose: Female to Female  
or Male to Female NPT fitting.

Maximum operating pressure 600 psi WOG


Maximum temperature 366°F

Many sizes and types of valves available. Call if you don't see what you need!  
**800-321-8173**



### Brass Ball Valves, Forged, Nickel Plated Stem

SVI Part#	Size	Description
FK-32-0250	1/4"	Female x Female WOG
FK-32-0375	3/8"	Female x Female WOG
FK-32-0500	1/2"	Female x Female WOG
FK-32-0750	3/4"	Female x Female WOG
FK-32-1000	1"	Female x Female WOG
FK-32-1250	1-1/4"	Female x Female WOG
FK-32-1500	1-1/2"	Female x Female WOG
FK-32-2000	2"	Female x Female WOG
FK-32-0500M	1/2"	Male x Female WOG
FK-32-0750M	3/4"	Male x Female WOG
FK-32-1000M	1"	Male x Female WOG
FK-32-1250M	1-1/4"	Male x Female WOG
FK-32-1500M	1-1/2"	Male x Female WOG
FK-32-2000M	2"	Male x Female WOG



## Stainless Steel Ball Valves Available

### Chrome-Plated Brass Mini Ball Valves

Mini Ball Valves are made of chrome plated brass with a brass stem, Teflon seat and chrome plated brass ball. A simple quarter turn of the die cast handle allows the user to open and close the valve. Our Mini Ball Valves are designed for **air, water, or inert gases**.

Maximum operating pressure 400 psi WOG. Maximum operating temperature 400°F, Min. -40°F



SVI Part #	Size	Description
FK-32-0250CFF	1/4"	Female x Female
FK-32-0250CMF	1/4"	Male x Female

### Euro-Style Air Chucks

BW-1904-19  
*Pictured*



SVI Part #	Description
AS-2299-01	1/4" Female Open
AS-2299-02	1/4" Female Closed
BW-1904-19	1/4" Barbed Open
AS-2299-04	1/4" Barbed Closed
AS-2299-05	3/16" Barbed Open

# STAINLESS STEEL BALL VALVES

## FK-201T SERIES | 1000 WOG

### Full Port, Threaded Ends

**VALVE FEATURES**

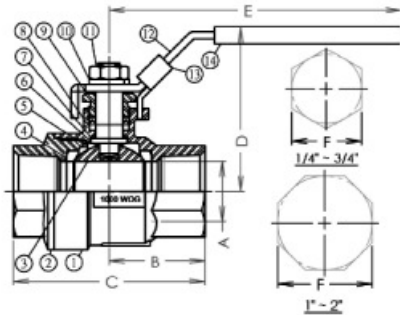
- Two-piece design for fast, economical in-line maintenance
- Basic design complied with " NSI B16.34
- NPT threaded ends complied with " NSI B 1.20.1., BS21, DIN 259/2999
- Tested according to " PI 598
- Locking Lever Handle
- Floating Ball
- Investment Casting

**VALVE OPTIONS**

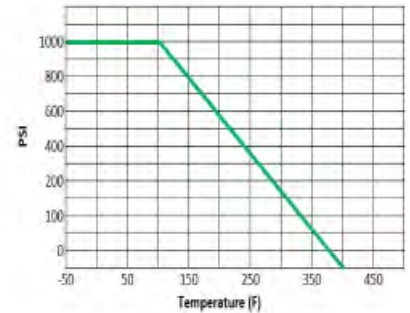
- 17 Vented Ball to Cavity/Below Stem
- 25 Vented Ball - Upstream/Downstream



**FK-201T SERIES**  
**2-Piece 1000 WOG**  
**Stainless Steel**  
**Full Ball Valve**  
 Full Port, Threaded Ends  
 1/4"-2"



Item	Part Name	Specification
1	Body	CF8M
2	Cap	CF8M
3	Seat	" ISI 316/CF8M
4	Ball Seat	TFM1600
5	Joint Gasket	PTFE
6	Stem	" ISI 316
7	Thrust Washer	RTFE
8	Stem Packing	PTFE
9	Gland Nut	" ISI 304
10	Spring Washer	" ISI 304
11	Stem Nut	" ISI 304
12	Handle	" ISI 304
13	Locking Device	" ISI 304
14	Handle Cover	Plastic



SVI Part #	Size	A	B	C	D	E
FK-201T025	1/4" / 8mm	0.38" (9.6mm)	1.04" (26.5mm)	2.16" (55mm)	2.10" (53.4mm)	4.01" (20mm)
FK-201T038	3/8" / 10mm	0.38" (9.6mm)	1.04" (26.5mm)	2.16" (55mm)	2.10" (53.4mm)	4.01" (20mm)
FK-201T050	1/2" / 15mm	0.5" (15mm)	1.18" (30mm)	2.36" (60mm)	2.27" (57.8mm)	4.65" (25mm)
FK-201T075	3/4" / 20mm	0.75" (20mm)	1.28" (32.5mm)	2.56" (65mm)	2.38" (60.5mm)	4.65" (32mm)
FK-201T100	1" / 25mm	1" (25mm)	1.5" (40mm)	3.15" (80mm)	2.69" (68.5mm)	5.82" (38mm)
FK-201T125	1-1/4" / 32mm	1.25" (32mm)	1.77" (45mm)	3.54" (90mm)	3.35" (85.2mm)	5.82" (48mm)
FK-201T150	1-1/2" / 40mm	1.49" (38mm)	2.0" (50mm)	4" (100mm)	3.58" (91mm)	6.38" (53mm)
FK-201T200	2" / 50mm	2" (50mm)	2.46" (62.5mm)	4.92" (125mm)	4.07" (103.5mm)	6.38" (67mm)
FK-201T300	3" / 80mm	3.15" (80mm)	7.28" (185mm)	5.47" (139mm)	3.535" (89.8mm)	9.6" (243mm)
FK-201T400	4" / 100mm	4" (100mm)	9.09" (231mm)	6.59" (167.5mm)	4.545" (115.2mm)	12.48" (274mm)

3 READY-SHIP WAREHOUSES!  
 WE SHIP ACROSS THE USA & INTERNATIONALLY



Also See  
**FK-292T**  
 Next Page



# STAINLESS STEEL BALL VALVES

## FK-292T SERIES | 2000 WOG

### Full Port, Threaded Ends



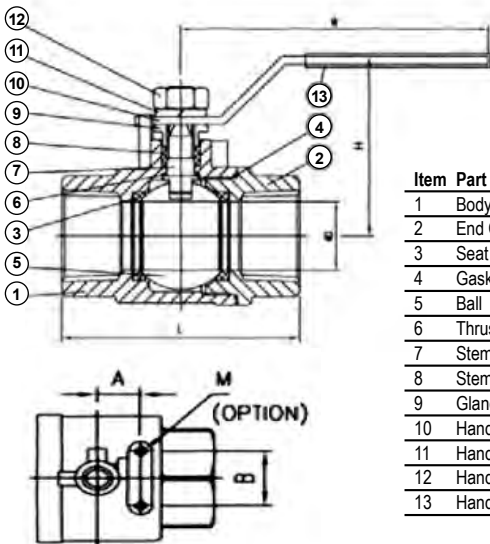
**FK-292T SERIES**  
**2-Piece 2000 WOG**  
**Stainless Steel**  
**Full Ball Valve**  
 Full Port, Threaded Ends

**VALVE FEATURES**

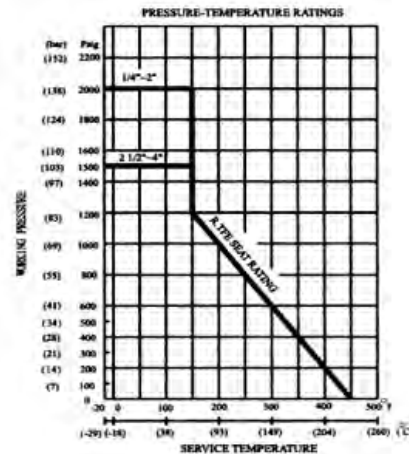
- Strengthened construction secures 2000psi working pressure rating.
- Reinforced TFE seat increases durability.
- " djustable packing gland.
- Bottom-loaded blow-out proof stem.
- Basic design complied with " NSI B16.34 & EN 12516-1.
- NPT threaded ends complied with " NSI B 1.20.1.
- Rc, Rp & G Threaded ends complied with BS 21/2779, JIS B-0203/0202, DIN 259/2999, ISO 228-1, " S 1722.1/1722.2 are upon request.
- Tested according to " PI 598.

**VALVE OPTIONS**

- M** – Tapped Mounting Pad for sizes 1 1/4" to 2"
- V** – Vented Ball



Item	Part Name	Specification
1	Body	" STM " 351-CF8M
2	End Cap	" STM " 351-CF8M
3	Seat	REINFORCED PTFE
4	Gasket	PTFE
5	Ball	" STM " 351--CF8M/316
6	Thrust Washer	PTFE
7	Stem	" STM " 276-316
8	Stem Packing	PTFE
9	Gland	" ISI 304
10	Handle	" ISI 304
11	Handle Washer	" ISI 304
12	Handle Nut	" ISI 304
13	Handle Cover	PVC



SVI Part #	Size	ØD	L	A	B	H	W	M (OPTION)
FK-292T025	<b>1/4"</b> (8mm)	0.43" (11mm)	2.17" (55mm)	-	-	2.09" (53mm)	3.7" (94mm)	-
FK-292T038	<b>3/8"</b> (10mm)	0.49" (12.5mm)	2.17" (55mm)	-	-	2.09" (53mm)	3.7" (94mm)	-
FK-292T050	<b>1/2"</b> (15mm)	0.59" (15mm)	2.56" (65mm)	-	-	2.09" (53mm)	3.7" (94mm)	-
FK-292T075	<b>3/4"</b> (20mm)	0.79" (20mm)	2.8" (71mm)	-	-	2.22" (56.5mm)	4.37" (111mm)	-
FK-292T100	<b>1"</b> (25mm)	1" (25.4mm)	3.39" (86mm)	-	-	2.58" (65.6mm)	4.37" (111mm)	-
FK-292T125	<b>1-1/4"</b> (32mm)	1.26" (32mm)	3.86" (98mm)	0.93" (23.6mm)	1.5" (38.1mm)	2.8" (71mm)	4.37" (111mm)	1/4-20UNC
FK-292T150	<b>1-1/2"</b> (40mm)	1.5" (38mm)	4.37" (111mm)	0.93" (23.6mm)	1.5" (38.1mm)	3.15" (80mm)	5.37" (136.5mm)	1/4-20UNC
FK-292T200	<b>2"</b> (50mm)	1.97" (50mm)	4.96" (126mm)	0.93" (23.6mm)	1.5" (38.1mm)	3.52" (89.5mm)	5.37" (136.5mm)	1/4-20UNC

3 READY-SHIP WAREHOUSES!  
 WE SHIP ACROSS THE USA & INTERNATIONALLY





## A.S.M.E. NATIONAL BOARD CERTIFIED SAFETY VALVES

ASME Code, National Board Certified Safety Valves are designed to protect un-fired pressure vessels from over pressure. Care must be taken to properly size each valve to meet the operating conditions of the system on which it is to be installed. Major considerations are: compressor capacity, operating pressure, temperature, tank design, environmental conditions and potential hazards.

**When Ordering, Specify:**  
**(1) Quantity (2) FK-Number (3) Size**



**KSV SERIES**

- FK-KSV10-1**  
1/8" 50 to 275 PSI
- FK-KSV10-2**  
1/4" 50 to 275 PSI
- FK-KSV12-1**  
1/8" 25 to 375 PSI
- FK-KSV25-2**  
1/4" 25 to 375 PSI

### KSV SERIES

ASME Code Certified, Low Profile Safety Valve, precision machined valve with a soft seat. Compact in size yet providing high flow capacities, the KSV25 valve has been designed with the small air system in mind. All Brass construction and a resilient silicone disc provides a bubble-tight seal below reseating pressure. Bodies are stamped with both the UV and NB symbols. Maximum temperature 250°F

**Applications:** Compressed Air Systems



**FK-110C**

**FK-110C** 1/4" & 3/8" MPT. High Pressure Safety Valve, precision machined valve with a hard seat. Construction is of cast brass alloy body, machined brass stem with stainless steel ball, seated on a stainless steel base. Equipped with a protective stem cover and manual test lever. Approved in Massachusetts and Washington D.C. Canadian registration. Set pressure range 25 to 600 psi (5 psi increments only). Maximum temperature 400°F

**Applications:** Compressed Air Systems

### FK-112CSS



**112 SERIES** Pull Ring for manual testing. Approved in Massachusetts and Washington D.C., and is stamped with UV and NB symbols. Canadian Registration. 1/4", 3/8", and 1/2" MPT sizes.

**Applications:** Compressed Air Systems, Steam Applications; And Stainless Steel Applications (FK-112CR version)

Set pressure range 25 to 300 psi (5 psi increments only).  
Maximum temperature 400° F

**Choose from material options below.**

**FK-112CSS** All Brass construction with Stainless Steel Ball on a precision machined brass seat

**FK-112CSSEN** Nickel Plated Safety Valve

**FK-112CR** All Stainless Steel Construction

## A.S.M.E. NATIONAL BOARD CERTIFIED SAFETY VALVES

ASME Code, National Board Certified Safety Valves are designed to protect un-fired pressure vessels from over pressure. Care must be taken to properly size each valve to meet the operating conditions of the system on which it is to be installed. Major considerations are: compressor capacity, operating pressure, temperature, tank design, environmental conditions and potential hazards.

**FK-114** 1/4", 3/8", 1/2", 3/4" & 1" MPT. Construction is brass with a Viton seat for maximum seal tightness through the pressure range. Equipped with a protective stem cover and manual test lever. Approved in Massachusetts and Washington D.C. Canadian Registration. Maximum temperature 400° F.

Pressure settings: 1/4" size 25 to 300 PSIG,  
3/8" and 1/2", 25 to 275 PSIG,  
3/4 and 1", 25 to 250 PSIG.

**Applications:** Compressed Air Systems

**FK-114**



**FK-115** 1/4", 3/8" & 1/2" only. Construction and performance the same as FK-114, with exception of having a pull ring for manual testing. Canadian Registration.

**Applications:** Compressed Air Systems

**FK-115**



**FK-118CSS** 1/4", 1/2" 3/4" & 1" MPT. High capacity design. Precision machined brass valve with a hard seat. It features a stainless steel ball for durability and a pull ring for manual testing. Designed to flow extremely high volumes.

Internal construction and performance are the same as Model FK-119CSS differing only by the pull ring used for manual testing. Approved in Massachusetts and Washington DC and is stamped with UV & NB symbols. Registered in all Canadian provinces and territories. Set pressure range 25 to 300 psi (5 psi increments only). Maximum temperature 400°F

**Applications:** Compressed Air Systems

**FK-118CSS**



**FK-119CSS** 1/4", 3/8", 1/2", 3/4" & 1" MPT. High capacity design, the same performance and basic design as FK-118CSS, with the exception of the lever for manual testing, and a protective cap over the valve stem. Approved in Massachusetts and Washington D.C. Canadian Registration.

**Applications:** Compressed Air Systems



**FK-119CSS**

**When Ordering, Specify:  
(1) Quantity (2) FK-Number (3) Size**



## A.S.M.E. NATIONAL BOARD CERTIFIED SAFETY VALVES

ASME Code, National Board Certified Safety Valves protect equipment from over pressurization. Care must be taken to correctly size each valve to meet the operating conditions of the system on which it is to be installed. Major considerations are compressor capacity, operating pressure, temperature, tank design, environmental conditions and potential hazards. Contact SVI for additional application and installation information or for technical assistance.

- Soft Seat Standard with Silicone Seal; Viton Seal Available
- Safety valves available in NPT, BSPT, or BSPB threads
- Pre-applied sealant available
- Nickel Plating Option Available



### SRV Soft Seat Safety Valves

#### AS-4408 Series

UV & NB & CRN, ASME Code  
CSA B-51

Silicone Seal Max Temperature: 400°

Viton Seal Max Temperature: 400°

SVI Part #	Ref #	PSI Range	SCFM	NPT
AS-4408-187-125	SRV187-18	25-250 psi	17-118	1/8"
AS-4408-187-250	SRV187-14	25-250 psi	17-118	1/4"
AS-4408-250-125	SRV250-18	25-350 psi	31-377	1/8"
AS-4408-250-250	SRV250-14	25-350 psi	31-377	1/4"
AS-4408-250-375	SRV250-38	25-350 psi	31-377	3/8"
AS-4408-390-375	SRV390-38	25-300 psi	66-534	3/8"
AS-4408-390-500	SRV390-12	25-300 psi	66-534	1/2"
AS-4408-530-500	SRV530-12	25-300 psi	143-1154	1/2"
AS-4408-530-750	SRV530-34	25-300 psi	143-1154	3/4"
AS-4408-765-1000	SRV765-1	25-300 psi	304-2458	1"
AS-4408-765-1250	SRV765-114	25-300 psi	304-2458	1-1/4"

### SRH Hard Seat Safety Valves

#### AS-4409 Series

UV & NB & CRN, ASME Code  
CSA B-51

Stainless Steel Ball and Spring  
Max Temperature: 350°

SVI Part #	Ref #	PSI Range	SCFM	NPT
AS-4409-250-125	SRH250-18	25-350 psi	50-287	1/8"
AS-4409-250-250	SRH250-14	25-350 psi	50-287	1/4"
AS-4409-375-375	SRH375-38	50-350 psi	116-667	3/8"
AS-4409-375-500	SRH375-12	50-350 psi	116-667	1/2"
AS-4409-580-750	SRH580-34	25-350 psi	142-1147	3/4"
AS-4409-580-1000	SRH580-1	25-350 psi	142-1147	1"



### Stainless Steel ASME Safety Valves

#### AS-4408 / AS-4409 Series

SVI Part #	Ref #	PSI Range	SCFM	NPT
AS-4409-250-250SS	SRH250-1/4-SS	25-350 psi	50-387	1/4"
AS-4409-375-500SS	SRH375-1/2-SS	50-350 psi	116-667	1/2"
AS-4408-250-250SS*	SRV250-SS	25-350 psi	31-377	1/4"
AS-4408-390-500SS*	SRV390-SS	25-300 psi	66-534	1/2"
AS-4408-530-500SS*	SRV530-SS	25-300 psi	143-1154	1/2"
AS-4408-560-750SS*	SRV530-SS	25-300 psi	143-1154	3/4"

\* Special seating material for sour gas applications available upon request



## BRONZE-BRASS NON-CODE POP SAFETY VALVES

Non-Code Safety Valves are designed for compressed air applications, where protection is needed from over pressure conditions on un-fired pressure vessels or systems. Construction is of brass with resilient or metal to metal seating; carbon steel, cadmium plated or stainless steel springs. All products are manufactured under a quality control system approved by The National Board of Boiler and Pressure Vessel Inspectors. (A.S.M.E.).

Non-Code Safety Valves are adjustable, within the limitation of the spring supplied. Care must be taken to properly size each valve to meet the operating conditions of the system. **Major considerations are: system capacity, in cubic feet of air per minute (CFM), operating pressure, temperature, environmental conditions and potential hazards.**

**When Ordering, Specify:**  
**(1) Quantity (2) FK- Number (3) Size**

**FK-100**



**FK-111X**



**FK-100SS** Sizes 1/8", 1/4" and 1/2" MPT only. Pop style Safety Valve. Pressure settings on the 1/8", 5 to 100 PSIG. On sizes 1/4", 3/8" and 1/2", 2 to 300 PSIG. Stainless Steel ball on a brass seat. Crisp popping action at all settings. This model has been in production for almost one hundred years and has proved to be both durable and reliable. Maximum temperature -20 to 400°F

**Applications:** Compressed Air Systems

**FK-111X Cryogenic** Safety Valve (for low temperatures) is a pop-style valve precision machined from brass and feature a stainless steel spring and ball on a Teflon O-ring seat. Cleaned and individually bagged for oxygen service upon request. FK-111X is designed for gaseous cryogenic service. Set pressure range 5 to 400 psi (5 psi increments only). Maximum temperature -250°F to 350°F

**Applications:** Compressed Air Systems, Cryogenic

**FK-125SS** 1/8" and 1/4". Precision machined with hard seat. Pop style, constructed of brass with a stainless steel ball on brass seating. Set pressure range 5 to 300 psi (5 psi increments only) Maximum temperature 400°F.

**Applications:** Compressed Air Systems

**FK-128A** 1/8" and 1/4" MPT only. Pop style. Pressure settings on the 1/8" valve: 5 to 100 PSIG and on the 1/4" valve: 5 to 300 PSIG. Buna-N Disc on brass seating. Options available, Silicone and Viton (FK-128AF). For heat resistance.

**FK-128AT** With Toggle. Pull ring Option (FK-128AP) Available. Set pressure range for 1/4" valve: 5 to 300 psi (5 psi increments only). Maximum temperature -40°F to 225°F

**Applications:** Compressed Air Systems

**FK-130** 1/8" and 1/4" only. Same basic configuration as the 128A, but a Relief style. Valve releases pressure evenly and without popping action. Constructed of brass with Buna-N disc. Silicon and Viton disc options available. Toggles or Pull rings, not available. Set pressure range for 1/8" valve: 2 to 115 psi, and for 1/4" valve: 2-300 psi (5 psi increments only). Maximum temperature -40°F to 225°F

**Applications:** Compressed Air Systems

**FK-125SS**



**FK-128A**



**FK-130**



P  
a  
g  
e



## NON-CODE SAFETY VALVE



### Adjustable Safety Valve

SVI Part #	Ref #	Description
<b>AS-4400-063</b>	CNC25-25-50	25-50psi
<b>AS-4400-064</b>	CNC25-51-100	51-100psi
<b>AS-4400-065</b>	CNC25-101-150	101-150psi
<b>AS-4400-066</b>	CNC25-151-200	151-200psi
<b>AS-4400-067</b>	CNC25-KIT	Kit w/ All 4 Springs

### Vacuum Relief Valves

SVI Part #	Ref #	Size
<b>AS-4400-054</b>	CVR25	1/4" Out
<b>AS-4400-055</b>	CVR38	3/8" Out
<b>AS-4400-056</b>	CVR75	3/4" Out
<b>AS-4400-057</b>	CVR1	1" Out



### Pressure Relief Valves

SVI Part #	Ref #	Size
<b>AS-4400-058</b>	CPR25	1/4" Out
<b>AS-4400-059</b>	CPR38	3/8" Out
<b>AS-4400-060</b>	CPR50	1/2" Out
<b>AS-4400-061</b>	CPR75	3/4" Out
<b>AS-4400-062</b>	CPR1	1" Out

## SIDE OUTLET SAFETY RELIEF VALVE



### FK-710

## Kingston Valve 710

### Side Outlet Safety Relief Valve

The Kingston Model 710 Safety Relief Valve is a versatile valve ideal for use in a wide range of industrial applications. Its high flow capacities are achieved through full-lift performance design giving the Model 710 a flow advantage against comparable valves.

The Model 710s fully guided stem design providing superior re-seating accuracy makes it a cost-effective alternative. Its fixed, optimized blowdown gives the model 710 consistency in the volume of media discharge on relief.

#### FEATURES:

Integrated Hard Stop  
Fully Guided Re-Seating  
API 527 Seat Tightness  
Fixed Blowdown of 20%  
High Capacity Full Lift Design

#### OPTIONS:

Closed Cap (left image) or  
Open Cap/Lever (right image)  
Registered in All Canadian Provinces  
ASME Div. I Sec. VIII Code Air/Gas: 15 to 400 psig  
ASME Div. I Sec. VIII Code Steam: 15 to 250 psig

#### APPLICATIONS:

Compressors & Dryers  
Steam Systems  
Pressure Accumulation Tanks  
Industrial, Chemical &  
Power Plant Infrastructure  
Piping Systems & Auxiliary Support Skids

## SIDE OUTLET RELIEF VALVES

**FK-103** Heavy Duty Side Outlet Relief Valve is manufactured from cast brass and features a brass inlet and stem. This heavy duty hard seated valve is designed for harsh environments requiring a durable valve with a side outlet that allows for closed system integration. Well suited as a pump unloader in pressurized liquid systems. The FK-103 is a liquid only relief valve. Set pressure range 5 to 300 psi (5 psi increments only). Maximum temperature 250°F

**FK-103**



**FK-103SS** Hard Seated Side Outlet Relief Valve is manufactured from cast brass and features a brass inlet and stainless steel ball. This hard seated valve is designed for harsh environments requiring a durable valve with a side outlet that allows for closed system integration. Well suited as a pump unloader in pressurized liquid systems. The FK-103SS is primarily a liquid relief valve that can also be used in some non-code, air applications. Set pressure range 5 to 500 psi (5 psi increments only). Maximum temperature 250°F

**FK-103D-2**



**FK-103D-2** High Pressure Side Outlet Relief Valve is manufactured from cast brass and features a stainless steel inlet and ball. This versatile hard seat valve is designed for high pressure environments with a side outlet that allows for closed system integration. Well suited as a pump unloader in pressurized liquid systems. Available only in 1/4 inch NPT, the FK-103D is primarily a liquid relief valve that can also be used in some non-code, air applications. Set pressure range 10 to 1000 psi (5 psi increments only). Maximum temperature 250°F

**FK-103H-2** Soft Seated Side Outlet Relief Valve is manufactured from cast brass and features a brass inlet and Viton Disc. This soft seated valve is designed for environments requiring a 'bubble-tight' seal with a side outlet that allows for closed system integration. Well suited as a pump unloader in pressurized liquid systems. Available only in 1/4 inch NPT, the FK-103H Soft Seated Side Outlet Relief Valve is primarily a liquid relief valve that can also be used in some non-code, air applications. Set pressure range 5 to 500 psi (5 psi increments only). Maximum temperature 250°F

**When Ordering, Specify:**

- (1) Quantity
- (2) FK- Number
- (3) Size

**FK-103 Series Applications:** Car Wash Systems, Carpet Cleaning, Compressed Air Systems, and Pressure Washing

**FK-120** Heavy Duty Side Outlet Relief Valve is manufactured from cast brass and features a brass inlet and stem. This heavy duty soft seated valve is designed for harsh environments requiring a durable valve with a side outlet that allows for closed system integration. Well suited as a pump un-loader in pressurized liquid systems. The FK-120 Heavy Duty Side Outlet Relief Valve is a liquid only relief valve. Set pressure range 10 to 300 psi (5 psi increments only) Maximum temperature 250°F

**FK-120**



**Applications:** Car Wash Systems, Carpet Cleaning, Compressed Air Systems, and Pressure Washing



## SAFETY VALVE INSTALLATION INSTRUCTIONS AND NOTES

The following information is of a general cautionary nature only. For specific information consult the appropriate design data and local and industry codes. SVI assumes no responsibility beyond it's stated warranties. It is essential to the proper operation of safety valves that cleanliness be observed in storage, handling, and installation. Each valve should be stored under cover so that foreign matter will not enter the valve or lodge in the inlet or outlet ports. Inspect each valve before installation and make sure that it is clean. Foreign matter can be carried into or through the valve during operation, which may damage the seat, resulting in leakage. Prior to installation of the valve, clean the piping of all foreign matter.

Valves should be mounted vertically. Horizontal mounting could affect the alignment of the moving parts and affect the operation of the valve. If vertical mounting is not possible please consult the factory. The valve should be installed in a location that will not direct the discharge at personnel traffic areas. Mount the valve in a location that will subject it to the least vibration possible. Severe vibration can affect the valve sealing and possibly damage the valve. Valves subject to vibration should be set at as high a pressure over the system operating pressure as is practical to avoid premature opening, this is particularly important when the valve is to be used with engine driven system.

Care should be taken not to damage or distort the valve during installation. Use only the wrench flats closest to the bottom of the valve during installation and use the proper size wrench to avoid damage to the surface of the valve and to prevent distortion which can interfere with the valve operation or may alter the set pressure.

Normal installations require that valves be set a minimum of 5 P.S.I. or 10%, whichever is higher, over the operating pressure of the system. When checking the pressure setting of a valve use a test gauge of known accuracy. The first "pop" of a valve can vary considerably from the set pressure. The valve should be operated several times prior to taking a pressure reading. The set pressure can deviate from the marked pressure by plus or minus 2 P.S.I. at settings below 70 P.S.I. and plus or minus 3% at settings of 70 P.S.I. and above.

If a valve is discovered to be leaking it can often be cleared by manually operating the valve or by connecting the valve to a pressure that will cause it to operate. Please note that valves with metal to metal seats are not absolutely "bubble tight" and they will allow a pressure loss over a period of time. Commercial seat tightness is defined by API Standard 527 which is used as a leakage criteria. If a valve has a leak it should be replaced as leaks are self propagating.

Safety relief valves must be inspected and tested for operation periodically. It is the users responsibility to determine the frequency of inspection as he is the only party familiar with the operating conditions and the relative hazards of an inoperative valve. It is recommended that at the very least each valve should be inspected semi-annually. Local ordinances may require more frequent inspection. Testing should be done by operating the valve either through the use of the operating device on the valve or if it does not have an operating device it should be connected to a source of pressure that will cause it to operate.

The capacity of a valve should be selected to be over the maximum capacity of the combined sources of air supply, it should also be noted that the capacity should not be over 150% of the supply as the valve may "chatter" when it discharges. Each installation must be properly engineered and flow piping should be sized with reference to establish criteria such as the pressure piping code and ASME Pressure Vessel design data or any applicable design criteria for specific usage. When designing system protection for extreme high or low temperatures or use with gasses other than air consult the factory.

Valves that are capacity certified by the ASME are factory sealed. Tampering, altering, or adjustment of these valves voids any warranty and liability of the manufacturer. Repairs or resetting will be made only by the factory. Please contact the factory prior to returning any valve for service and securely package valves for shipping. End use of these air system products is the sole responsibility of the user.

We hope the foregoing information is useful and if there are any questions about valve usage or installation please contact us and we will be pleased to provide any assistance that we can.



# PILOT VALVES

Unloader Pilot Valves are designed to actuate another device using a pneumatic (air) signal. Unloader pilot valves always work in conjunction with another device. Examples include actuating a throttle control to slow down and speed up an engine, opening and closing a discharge valve to vent air to atmosphere, or operating the intake unloaders in the compressor's head. Unloader pilot valves operate within a set pressure range. The max setting is the unload pressure and the minimum setting is the load pressure. During unload, the pilot valve will actuate and open another device while at the load pressure the pilot valve closes and returns the compressor to normal operation.



**AS-4400-001HU**  
Pilot Valve with Hand Unloader For Gasoline Driven Applications



**AS-4400-003HU**  
Pilot Valve with Hand Unloader For Gasoline Driven Applications



SVI Part #	Inlet	Outlet	Pressure Range	Other Features
<b>AS-4400-001</b>	1/4" Female	1/8" Female	20-250 psi	Replaceable inlet filter
<b>AS-4400-001M</b>	1/4" Male	1/8" Female	20-250 psi	Replaceable inlet filter
<b>AS-4400-002</b>	1/4" Female	1/8" Female	20-250 psi	3/8" mounting boss opposite outlet
<b>AS-4400-003</b>	3/8" Female	1/4" Female	20-1200 psi	Replaceable inlet filter
<b>AS-4400-003S</b>	3/8" Female	1/4" Female	20-1200 psi	Removable side mounted strainer
<b>AS-4400-004</b>	1/4" Female	1/4" Female	20-250 psi	Two Port Outlet

**Series Options - Add suffix to part numbers above, where applicable.**



**DC Dual Control**  
\*For Electric Applications Start Stop/Constant Run



**HU Hand Unloader**  
\*For Gasoline Driven Applications



**SA Sealed Adjustment**  
Epoxy Seal put on the pilot adjustment to make it tamper resistant



**CP Clean Out Port**  
Port for AS-4400-003

**ADD-ON OPTIONS**

SVI #	Suffix	Description
<b>AS-4400-073</b>	SA	Sealed Adjustment (Add-On Option)
<b>AS-4400-074</b>	SS	Sealed Male Threads (Add-On Option)
<b>AS-4400-075</b>	P1	1/8" Ported Cap (Add-On Option)
<b>AS-4400-076</b>	P2	1/4" Ported Cap (Add-On Option)
<b>AS-4400-077</b>	M	Installed Muffler for 4401, 4402, 4403
<b>AS-4400-078</b>	M	Installed Muffler for 4404 Series
<b>AS-4400-079</b>	M	Muffler for 4405 Series





## PILOTED UNLOADER VALVES

Piloted Unloader Valves are designed for constant speed applications where there are no intake unloaders. A discharge unloader is incorporated into an unloader pilot valve body to have one valve to sense system pressure and vent air to atmosphere. At load pressure, the pilot valve closes the discharge unloader and compressor returns to normal operation. A separate check valve is required from which a line must be run to the discharge inlet. SVI offers piloted unloader valves with flow of 20 and 60 CFM and can be configured to incorporate a hand unloader for manual unloading and dual control for applications requiring alternation between start/stop and constant speed operation.



SVI # Stem	SCFM	Ref #	Discharge Inlet		Pilot Inlet	Vent
<b>AS-4400-005</b>	B1	1/4" Compression	1/4" Male	Direct Unported	Plain Stem	20
<b>AS-4400-005DC</b>	BE1	1/4" Compression	1/4" Male	Direct Unported	Dual Control	20
<b>AS-4400-005HU</b>	BG1	1/4" Compression	1/4" Male	Direct Unported	Hand Unloader	20
<b>AS-4400-005SA</b>	B1-SA	1/4" Compression	1/4" Male	Direct Unported	Sealed Adj	20
<b>AS-4400-080</b>	M	<b>Felt Muffler Add-On Option for AS-4400-005 and AS-4400-006 Series</b>				
<b>AS-4400-005RK</b>	B-RK	<b>Rebuild Kit</b>				
<b>AS-4400-005MK</b>	B-M-RK	<b>Muffler Kit</b>				
<b>AS-4400-006</b>	B2	1/4" Female	1/4" Male	Direct Unported	Plain Stem	20
<b>AS-4400-006DC</b>	BE2	1/4" Female	1/4" Male	Direct Unported	Dual Control	20
<b>AS-4400-006HU</b>	BG2	1/4" Female	1/4" Male	Direct Unported	Hand Unloader	20
<b>AS-4400-006SA</b>	B2-SA	1/4" Female	1/4" Male	Direct Unported	Sealed Adj	20
<b>AS-4400-080</b>	M	<b>Felt Muffler Add-On Option for AS-4400-005 and AS-4400-006 Series</b>				
<b>AS-4400-007</b>	B3	1/4" Compression	1/4" Male	1/4" Female	Plain Stem	20
<b>AS-4400-007DC</b>	BE3	1/4" Compression	1/4" Male	1/4" Female	Dual Control	20
<b>AS-4400-007HU</b>	BG3	1/4" Compression	1/4" Male	1/4" Female	Hand Unloader	20
<b>AS-4400-007SA</b>	B3-SA	1/4" Compression	1/4" Male	1/4" Female	Sealed Adj	20
<b>AS-4400-008</b>	B4	1/4" Female	1/4" Male	1/4" Female	Plain Stem	20
<b>AS-4400-008DC</b>	BE4	1/4" Female	1/4" Male	1/4" Female	Dual Control	20
<b>AS-4400-008HU</b>	BG4	1/4" Female	1/4" Male	1/4" Female	Hand Unloader	20
<b>AS-4400-008SA</b>	B4-SA	1/4" Female	1/4" Male	1/4" Female	Sealed Adj	20
<b>AS-4400-009</b>	BL	1/4" Female	1/4" Female	1/2" Female	Plain Stem	60
<b>AS-4400-009DC</b>	BLE	1/4" Female	1/4" Female	1/2" Female	Dual Control	60
<b>AS-4400-009HU</b>	BLG	1/4" Female	1/4" Female	1/2" Female	Hand Unloader	60
<b>AS-4400-009SA</b>	BL-SA	1/4" Female	1/4" Female	1/2" Female	Sealed Adj	60
<b>AS-4400-009RK</b>	BL-RK	<b>Rebuild Kit</b>				

### SERIES OPTIONS



**DC Dual Control**

\*For Electric Applications  
Start Stop/Constant Run



**HU Hand Unloader**

\*For Gasoline Driven  
Applications



**SA Sealed Adjustment**

Epoxy Seal put on the pilot  
adjustment to make it  
tamper resistant



## PILOTED DISCHARGE CHECK VALVES, UP TO 14 SCFM

SVI piloted discharge check valves combine a pilot valve, a discharge valve, and a check valve into one system used to run an air compressor at a constant speed. They are used on both gas engine and electric motor compressors. SVI's NS Series flows 22 CFM, N Series 30 CFM, and NL Series 60 CFM. For high volume OEM applications, the NR series provides and economical solution flowing 9-12 CFM. All combination valves are available with a plain stem, a hand unloader, or dual control.

- **Plain Stems** are typically used on electric compressors.
- **Hand Unloaders** offer the option of manually unloading compressors and are often found on gas engine drive compressors.
- **Dual Control** offers the option of switching between constant speed and start/stop operation for electric compressors.

Various sizes and configurations are available. SVI's NTI series are modified piloted discharge check valves for tire inflator compressor applications. The tire inflator valves include the same elements as the N-Series but allow the compressor to run entirely unloaded when not inflating tires. In turn, this allows the compressor to run 30-40% cooler which is accomplished by a constant bleed orifice or via a solenoid valve.



**AS-4401 SERIES**



**AS-4402 SERIES**



**AS-4402 W/ MUFFLER SERIES**

**INLET OPTIONS (TOP ONLY)**

- 1/2" Flare
- 1/2" Compression
- 3/8" Compression
- 3/8" NPT Female
- 1/2" NPT Female

**OUTLET OPTIONS**

- 3/8" NPT Male
- 1/2" NPT Male

SVI #	Ref #	Inlet (Top)	Outlet
AS-4401-01	NRO	1/2" Flare	3/8" Male NPT
AS-4401-02	NRO	1/2" Flare	1/2" Male NPT
AS-4401-03	NRO	1/2" Comp	3/8" Male NPT
AS-4401-04	NRO	1/2" Comp	1/2" Male NPT
AS-4401-05	NRO	3/8" Comp	3/8" Male NPT
AS-4401-06	NRO	3/8" Comp	1/2" Male NPT
AS-4401-07	NRO	3/8" Female	3/8" Male NPT
AS-4401-08	NRO	3/8" Female	1/2" Male NPT
AS-4401-09	NRO	1/2" Female	3/8" Male NPT
AS-4401-10	NRO	1/2" Female	1/2" Male NPT
AS-4401-01NA	NRO-NA	1/2" Flare	3/8" Male NPT
AS-4401-02NA	NRO-NA	1/2" Flare	1/2" Male NPT
AS-4401-03NA	NRO-NA	1/2" Comp	3/8" Male NPT
AS-4401-04NA	NRO-NA	1/2" Comp	1/2" Male NPT
AS-4401-05NA	NRO-NA	3/8" Comp	3/8" Male NPT
AS-4401-06NA	NRO-NA	3/8" Comp	1/2" Male NPT
AS-4401-07NA	NRO-NA	3/8" Female	3/8" Male NPT
AS-4401-08NA	NRO-NA	3/8" Female	1/2" Male NPT
AS-4401-09NA	NRO-NA	1/2" Female	3/8" Male NPT
AS-4401-10NA	NRO-NA	1/2" Female	1/2" Male NPT

SVI #	Ref #	Inlet (Top)	Outlet
AS-4402-01	NRP	1/2" Flare	3/8" Male NPT
AS-4402-02	NRP	1/2" Flare	1/2" Male NPT
AS-4402-03	NRP	1/2" Comp	3/8" Male NPT
AS-4402-04	NRP	1/2" Comp	1/2" Male NPT
AS-4402-05	NRP	3/8" Comp	3/8" Male NPT
AS-4402-06	NRP	3/8" Comp	1/2" Male NPT
AS-4402-07	NRP	3/8" Female	3/8" Male NPT
AS-4402-08	NRP	3/8" Female	1/2" Male NPT
AS-4402-09	NRP	1/2" Female	3/8" Male NPT
AS-4402-10	NRP	1/2" Female	1/2" Male NPT
AS-4402-11*	NRP-M	1/2" Flare	3/8" Male NPT
AS-4402-12*	NRP-M	1/2" Flare	1/2" Male NPT
AS-4402-13*	NRP-M	1/2" Comp	3/8" Male NPT
AS-4402-14*	NRP-M	1/2" Comp	1/2" Male NPT
AS-4402-15*	NRP-M	3/8" Comp	3/8" Male NPT
AS-4402-16*	NRP-M	3/8" Comp	1/2" Male NPT
AS-4402-17*	NRP-M	3/8" Female	3/8" Male NPT
AS-4402-18*	NRP-M	3/8" Female	1/2" Male NPT
AS-4402-19*	NRP-M	1/2" Female	3/8" Male NPT
AS-4402-20*	NRP-M	1/2" Female	1/2" Male NPT

\*Includes Muffler

# PILOTED DISCHARGE CHECK VALVES, UP TO 25 SCFM

## AS-4403 SERIES


**INLET OPTIONS**

(Specify TOP or SIDE)

- \_\_\_\_ "None"
- \_\_\_\_ 1/2" NPT Female
- \_\_\_\_ 1/2" Compression
- \_\_\_\_ 1/2" BSPT Female
- \_\_\_\_ 1/2" BSPT Male
- \_\_\_\_ 3/8" NPT Female
- \_\_\_\_ 3/8" NPT Male
- \_\_\_\_ 3/8" Compression
- \_\_\_\_ 5/8" Compression
- \_\_\_\_ 1/2" Tubelok
- \_\_\_\_ 1/2" 45 Flare
- \_\_\_\_ 1/2" Inverted Flare
- \_\_\_\_ 1/4" NPT Female
- \_\_\_\_ 3/4" Compression
- \_\_\_\_ 5/8" Inverted Flare
- \_\_\_\_ #8 JIC

**OUTLET OPTIONS**


- \_\_\_\_ 1/2" NPT Female
- \_\_\_\_ 1/2" Compression
- \_\_\_\_ 1/2" NPT Male
- \_\_\_\_ 1/2" BSPT Male
- \_\_\_\_ 3/4" NPT Male
- \_\_\_\_ 1/4" NPT Male
- \_\_\_\_ 1/4" NPT Female
- \_\_\_\_ 3/8" NPT Male
- \_\_\_\_ 3/8" NPT Female



**AS-4403  
SERIES  
PLAIN STEM**



**AS-4403-DC  
SERIES  
DUAL CONTROL**



**AS-4403-HU  
SERIES  
HAND UNLOADER**

**See chart on the next page for part #s**  
 Plain stem part # is listed.  
**Add suffix for options:**  
 DC = Dual Control  
 HU = Hand Unloader

**For Side Port instead of Top Port,  
 order AS-4403S-XXX**

Start Up Unloader  
Installed



**AS-4400-010**

1/8" NPT

**AS-4400-011**

1/4" NPT

SA = Sealed  
Adjustment



**AS-4400-010**

SS = Sealed Male  
Threads



**AS-4400-074**

M = Installed Muffler  
(4401/4402/4403 Series)



**AS-4400-077**

M = Installed Muffler  
(4404 Series)



**AS-4400-078**

Ported Cap  
1/8" or 1/4" NPT



**AS-4400-075**

1/8" NPT

**AS-4400-076**

1/4" NPT



# PILOTED DISCHARGE CHECK VALVES, UP TO 25 SCFM

## AS-4403 SERIES

Specify Top or Side Inlet. Top Inlet part numbers shown below. For Side Inlet instead of Top Inlet, add an S after 4403 in the Part #. Example: AS-4403S-XXX

SVI #	Ref #	Inlet (Top or Side) x Outlet	SVI #	Ref #	Inlet (Top or Side) x Outlet	SVI #	Ref #	Inlet (Top or Side) x Outlet
AS-4403-001	NS-1	1/2" F In Top x 1/2" F Out	AS-4403-055	NS-11	3/8" Comp Top x 1/2" F	AS-4403-109	NS-28	3/4" Comp Top x 1/2" F
AS-4403-002	NS	1/2" F In Top x 1/2" Comp	AS-4403-056	NS	3/8" Comp Top x 1/2" Comp	AS-4403-110	NS	3/4" Comp Top x 1/2" Comp
AS-4403-003	NS-5	1/2" F In Top x 1/2" M Out	AS-4403-057	NS-15	3/8" Comp Top x 1/2" M	AS-4403-111	NS-27	3/4" Comp Top x 1/2" M
AS-4403-004	NS	1/2" F In Top x 1/2" M BSPT	AS-4403-058	NS	3/8" Comp Top x 1/2" M BSPT	AS-4403-112	NS	3/4" Comp Top x 1/2" M BSPT
AS-4403-005	NS	1/2" F In Top x 3/4" M Out	AS-4403-059	NS	3/8" Comp Top x 3/4" M	AS-4403-113	NS-55	3/4" Comp Top x 3/4" M
AS-4403-006	NS	1/2" F In Top x 1/4" F Out	AS-4403-060	NS	3/8" Comp Top x 1/4" F	AS-4403-114	NS	3/4" Comp Top x 1/4" F
AS-4403-007	NS	1/2" F In Top x 1/4" M Out	AS-4403-061	NS	3/8" Comp Top x 1/4" M	AS-4403-115	NS	3/4" Comp Top x 1/4" M
AS-4403-008	NS	1/2" F In Top x 3/8" M Out	AS-4403-062	NS-38	3/8" Comp Top x 3/8" M	AS-4403-116	NS	3/4" Comp Top x 3/8" M
AS-4403-009	NS	1/2" F In Top x 3/8" F Out	AS-4403-063	NS	3/8" Comp Top x 3/8" F	AS-4403-117	NS	3/4" Comp Top x 3/8" F
AS-4403-010	NS-3	1/2" Comp Top x 1/2" F	AS-4403-064	NS-25	5/8" Comp Top x 1/2" F	AS-4403-118	NS-30	5/8" Inv Flare Top x 1/2" F
AS-4403-011	NS	1/2" Comp Top x 1/2" Comp	AS-4403-065	NS	5/8" Comp Top x 1/2" Comp	AS-4403-119	NS	5/8" Inv Flare Top x 1/2" Comp
AS-4403-012	NS-7	1/2" Comp Top x 1/2" M	AS-4403-066	NS-17	5/8" Comp Top x 1/2" M	AS-4403-120	NS-29	5/8" Inv Flare Top x 1/2" M
AS-4403-013	NS-53	1/2" Comp Top x 1/2" M BSPT	AS-4403-067	NS	5/8" Comp Top x 1/2" M BSPT	AS-4403-121	NS	5/8" Inv Flare Top x 1/2" M BSPT
AS-4403-014	NS	1/2" Comp Top x 3/4" M	AS-4403-068	NS	5/8" Comp Top x 3/4" M	AS-4403-122	NS	5/8" Inv Flare Top x 3/4" M
AS-4403-015	NS	1/2" Comp Top x 1/4" F	AS-4403-069	NS	5/8" Comp Top x 1/4" F	AS-4403-123	NS	5/8" Inv Flare Top x 1/4" F
AS-4403-016	NS-24	1/2" Comp Top x 1/4" M	AS-4403-070	NS	5/8" Comp Top x 1/4" M	AS-4403-124	NS	5/8" Inv Flare Top x 1/4" M
AS-4403-017	NS-40	1/2" Comp Top x 3/8" M	AS-4403-071	NS-26	5/8" Comp Top x 3/8" M	AS-4403-125	NS	5/8" Inv Flare Top x 3/8" M
AS-4403-018	NS	1/2" Comp Top x 3/8" F	AS-4403-072	NS	5/8" Comp Top x 3/8" F	AS-4403-126	NS	5/8" Inv Flare Top x 3/8" F
AS-4403-019	NS	1/2" F BSPT Top x 1/2" F	AS-4403-073	NS	1/2" Tubelok Top x 1/2" F	AS-4403-127	NS-34	#8 JIC In Top x 1/2" F
AS-4403-020	NS	1/2" F BSPT Top x 1/2" F BSPT	AS-4403-074	NS	1/2" Tubelok Top x 1/2" Comp	AS-4403-128	NS	#8 JIC In Top x 1/2" Comp
AS-4403-021	NS	1/2" F BSPT Top x 1/2" M	AS-4403-075	NS-18	1/2" Tubelok Top x 1/2" M	AS-4403-129	NS-33	#8 JIC In Top x 1/2" M
AS-4403-022	NS-54	1/2" F BSPT Top x 1/2" M BSPT	AS-4403-076	NS	1/2" Tubelok Top x 1/2" M BSPT	AS-4403-130	NS	#8 JIC In Top x 1/2" M BSPT
AS-4403-023	NS	1/2" F BSPT Top x 3/4" M	AS-4403-077	NS	1/2" Tubelok Top x 3/4" M	AS-4403-131	NS	#8 JIC In Top x 3/4" M
AS-4403-024	NS	1/2" F BSPT Top x 1/4" F	AS-4403-078	NS	1/2" Tubelok Top x 1/4" F	AS-4403-132	NS	#8 JIC In Top x 1/4" F
AS-4403-025	NS	1/2" F BSPT Top x 1/4" M	AS-4403-079	NS	1/2" Tubelok Top x 1/4" M	AS-4403-133	NS	#8 JIC In Top x 1/4" M
AS-4403-026	NS	1/2" F BSPT Top x 3/8" M	AS-4403-080	NS	1/2" Tubelok Top x 3/8" M	AS-4403-134	NS-35	#8 JIC In Top x 3/8" M
AS-4403-027	NS	1/2" F BSPT Top x 3/8" F	AS-4403-081	NS	1/2" Tubelok Top x 3/8" F	AS-4403-135	NS	#8 JIC In Top x 3/8" F
AS-4403-028	NS	1/2" M BSPT Top x 1/2" F	AS-4403-082	NS-51	1/2" 45 Flare Top x 1/2" F	AS-4403-136	NS-46	None In Top x 1/2" F Out
AS-4403-029	NS	1/2" M BSPT Top x 1/2" F BSPT	AS-4403-083	NS	1/2" 45 Flare Top x 1/2" Comp	AS-4403-137	NS	None In Top x 1/2" Comp
AS-4403-030	NS	1/2" M BSPT Top x 1/2" M	AS-4403-084	NS-19	1/2" 45 Flare Top x 1/2" M	AS-4403-138	NS-47	None In Top x 1/2" M Out
AS-4403-031	NS-56	1/2" M BSPT Top x 1/2" M BSPT	AS-4403-085	NS	1/2" 45 Flare Top x 1/2" M BSPT	AS-4403-139	NS	None In Top x 1/2" M BSPT
AS-4403-032	NS	1/2" M BSPT Top x 3/4" M	AS-4403-086	NS	1/2" 45 Flare Top x 3/4" M	AS-4403-140	NS	None In Top x 3/4" M Out
AS-4403-033	NS	1/2" M BSPT Top x 1/4" F	AS-4403-087	NS	1/2" 45 Flare Top x 1/4" F	AS-4403-141	NS	None In Top x 1/4" F Out
AS-4403-034	NS	1/2" M BSPT Top x 1/4" M	AS-4403-088	NS	1/2" 45 Flare Top x 1/4" M	AS-4403-142	NS	None In Top x 1/4" M Out
AS-4403-035	NS	1/2" M BSPT Top x 3/8" M	AS-4403-089	NS	1/2" 45 Flare Top x 3/8" M	AS-4403-143	NS	None In Top x 3/8" M Out
AS-4403-036	NS	1/2" M BSPT Top x 3/8" F	AS-4403-090	NS	1/2" 45 Flare Top x 3/8" F	AS-4403-144	NS	None In Top x 3/8" F Out
AS-4403-037	NS-9	3/8" F In Top x 1/2" F Out	AS-4403-091	NS-31	1/2" Inv Flare Top x 1/2" F			
AS-4403-038	NS	3/8" F In Top x 1/2" Comp	AS-4403-092	NS	1/2" Inv Flare Top x 1/2" Comp			
AS-4403-039	NS-13	3/8" F In Top x 1/2" M Out	AS-4403-093	NS-20	1/2" Inv Flare Top x 1/2" M			
AS-4403-040	NS	3/8" F In Top x 1/2" M BSPT	AS-4403-094	NS	1/2" Inv Flare Top x 1/2" M BSPT			
AS-4403-041	NS	3/8" F In Top x 3/4" M Out	AS-4403-095	NS	1/2" Inv Flare Top x 3/4" M			
AS-4403-042	NS	3/8" F In Top x 1/4" F Out	AS-4403-096	NS	1/2" Inv Flare Top x 1/4" F			
AS-4403-043	NS	3/8" F In Top x 1/4" M Out	AS-4403-097	NS	1/2" Inv Flare Top x 1/4" M			
AS-4403-044	NS-37	3/8" F In Top x 3/8" M Out	AS-4403-098	NS	1/2" Inv Flare Top x 3/8" M			
AS-4403-045	NS	3/8" F In Top x 3/8" F Out	AS-4403-099	NS-32	1/2" Inv Flare Top x 3/8" F			
AS-4403-046	NS	3/8" M In Top x 1/2" F Out	AS-4403-100	NS	1/4" F In Top x 1/2" F Out			
AS-4403-047	NS	3/8" M In Top x 1/2" Comp	AS-4403-101	NS	1/4" F In Top x 1/2" Comp			
AS-4403-048	NS	3/8" M In Top x 1/2" M Out	AS-4403-102	NS	1/4" F In Top x 1/2" M Out			
AS-4403-049	NS	3/8" M In Top x 1/2" M BSPT	AS-4403-103	NS	1/4" F In Top x 1/2" M BSPT			
AS-4403-050	NS	3/8" M In Top x 3/4" M Out	AS-4403-104	NS	1/4" F In Top x 3/4" M Out			
AS-4403-051	NS	3/8" M In Top x 1/4" F Out	AS-4403-105	NS	1/4" F In Top x 1/4" F Out			
AS-4403-052	NS	3/8" M In Top x 1/4" M Out	AS-4403-106	NS-49	1/4" F In Top x 1/4" M Out			
AS-4403-053	NS-48	3/8" M In Top x 3/8" M Out	AS-4403-107	NS-36	1/4" F In Top x 3/8" M Out			
AS-4403-054	NS-39	3/8" M In Top x 3/8" F Out	AS-4403-108	NS	1/4" F In Top x 3/8" F Out			

**Specify Top or Side Inlet. Top Inlet part numbers shown in this chart.**

**For Side Inlet instead of Top Inlet, add an S after 4403 in the Part #.**  
AS-4403S-XXX

**For Hand Unloader, add HU as suffix:**  
AS-4403-XXXHU  
AS-4403S-XXXHU

**For Dual Control, add DC as suffix:**  
AS-4403-XXXDC  
AS-4403S-XXX-DC



# PILOTED DISCHARGE CHECK VALVES, UP TO 30 SCFM

## AS-4404 SERIES

**INLET OPTIONS**

(Specify TOP or SIDE)

- 1/4" NPT Female
- 3/8" NPT Female
- 1/2" NPT Female
- 3/4" NPT Female
- 3/8" NPT Male
- 1/2" NPT Male
- 3/8" Compression
- 1/2" Compression
- 5/8" Compression
- 3/4" Compression
- 1/2" Flare JIC
- 5/8" Inverted Flare
- 1/2" Inverted Flare
- 1/2" BSPT Female
- 3/4" BSPT Female
- 1/2" 45 Flare
- 3/4" 45 Flare
- 10 JIS Flare
- #8 JIC



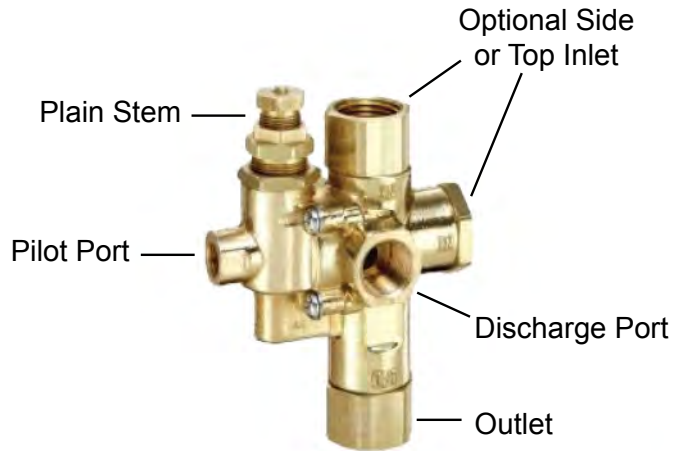
**OUTLET OPTIONS**

- 1/4" NPT Female
- 3/8" NPT Female
- 1/2" NPT Female
- 1/2" NPT Male
- 3/8" NPT Male
- 3/4" BSPT Male
- 3/4" NPT Female
- 1/2" BSPT Male
- 3/4" NPT Male

**Specify Top or Side Inlet.**

Top Inlet part numbers shown below. For Side Inlet instead of Top Inlet, add an S after 4404 in the Part #.

Example: AS-4404S-XXX



**Please see options listed with AS-4403 Series**

Plain stem part # is listed in chart.

**Add suffix for options:**

DC = Dual Control

HU = Hand Unloader

**For Side Port instead of Top Port, order AS-4404S-XXX**

SVI #	Ref #	Inlet (Top or Side) x Outlet
AS-4404RK	N-RK	Rebuild Kit for AS-4404 Series
AS-4404-001	N-51	1/4" F In Top x 1/4" F Out
AS-4404-002	N	1/4" F In Top x 3/8" F Out
AS-4404-003	N	1/4" F In Top x 1/2" F Out
AS-4404-004	N	1/4" F In Top x 1/2" M Out
AS-4404-005	N	1/4" F In Top x 3/8" M Out
AS-4404-006	N	1/4" F In Top x 3/4" M BSPT
AS-4404-007	N	1/4" F In Top x 3/4" F Out
AS-4404-008	N	1/4" F In Top x 1/2" M BSPT
AS-4404-009	N	1/4" F In Top x 3/4" M Out
AS-4404-010	N	3/8" F In Top x 1/4" F Out
AS-4404-011	N	3/8" F In Top x 3/8" F Out
AS-4404-012	N	3/8" F In Top x 1/2" F Out
AS-4404-013	N	3/8" F In Top x 1/2" M Out
AS-4404-014	N-30	3/8" F In Top x 3/8" M Out
AS-4404-015	N	3/8" F In Top x 3/4" M BSPT
AS-4404-016	N	3/8" F In Top x 3/4" F Out
AS-4404-017	N	3/8" F In Top x 1/2" M BSPT
AS-4404-018	N	3/8" F In Top x 3/4" M Out

SVI #	Ref #	Inlet (Top or Side) x Outlet
AS-4404-019	N	3/8" M In Top x 1/4" F Out
AS-4404-020	N	3/8" M In Top x 3/8" F Out
AS-4404-021	N-25	3/8" M In Top x 1/2" F Out
AS-4404-022	N-23	3/8" M In Top x 1/2" M Out
AS-4404-023	N	3/8" M In Top x 3/8" M Out
AS-4404-024	N	3/8" M In Top x 3/4" M BSPT
AS-4404-025	N	3/8" M In Top x 3/4" F Out
AS-4404-026	N	3/8" M In Top x 1/2" M BSPT
AS-4404-027	N	3/8" M In Top x 3/4" M Out
AS-4404-028	N	3/8" Comp In Top x 1/4" F
AS-4404-029	N	3/8" Comp In Top x 3/8" F
AS-4404-030	N	3/8" Comp In Top x 1/2" F
AS-4404-031	N-33	3/8" Comp In Top x 1/2" M
AS-4404-032	N	3/8" Comp In Top x 3/8" M
AS-4404-033	N	3/8" Comp In Top x 3/4" M BSPT
AS-4404-034	N	3/8" Comp In Top x 3/4" F
AS-4404-035	N	3/8" Comp In Top x 1/2" M BSPT
AS-4404-036	N	3/8" Comp In Top x 3/4" M

SVI #	Ref #	Inlet (Top or Side) x Outlet
AS-4404-037	N	1/2" F In Top x 1/4" F Out
AS-4404-038	N	1/2" F In Top x 3/8" F Out
AS-4404-039	N-1	1/2" F In Top x 1/2" F Out
AS-4404-040	N-5	1/2" F In Top x 1/2" M Out
AS-4404-041	N-21	1/2" F In Top x 3/8" M Out
AS-4404-042	N	1/2" F In Top x 3/4" M BSPT
AS-4404-043	N	1/2" F In Top x 3/4" F Out
AS-4404-044	N	1/2" F In Top x 1/2" M BSPT
AS-4404-045	N	1/2" F In Top x 3/4" M Out
AS-4404-046	N	1/2" M In Top x 1/4" F
AS-4404-047	N	1/2" M In Top x 3/8" F
AS-4404-048	N	1/2" M In Top x 1/2" F
AS-4404-049	N	1/2" M In Top x 1/2" M
AS-4404-050	N	1/2" M In Top x 3/8" M
AS-4404-051	N	1/2" M In Top x 3/4" M BSPT
AS-4404-052	N	1/2" M In Top x 3/4" F
AS-4404-053	N	1/2" M In Top x 1/2" M BSPT
AS-4404-054	N	1/2" M In Top x 3/4" M



# PILOTED DISCHARGE CHECK VALVES, UP TO 30 SCFM

## AS-4404 SERIES

Specify Top or Side Inlet. Top Inlet part numbers shown below. For Side Inlet instead of Top Inlet, add an S after 4404 in the Part #. Example: AS-4404S-XXX

SVI #	Ref #	Inlet (Top or Side) x Outlet
AS-4404-055	N	1/2" Comp In Top x 1/4" F
AS-4404-056	N	1/2" Comp In Top x 3/8" F
AS-4404-057	N-3	1/2" Comp In Top x 1/2" F
AS-4404-058	N-7	1/2" Comp In Top x 1/2" M
AS-4404-059	N-43	1/2" Comp In Top x 3/8" M
AS-4404-060	N	1/2" Comp In Top x 3/4" M BSPT
AS-4404-061	N	1/2" Comp In Top x 3/4" F
AS-4404-062	N	1/2" Comp In Top x 1/2" M BSPT
AS-4404-063	N-28	1/2" Comp In Top x 3/4" M
AS-4404-064	N	1/2" Flare JIC Top x 1/4" F
AS-4404-065	N	1/2" Flare JIC Top x 3/8" F
AS-4404-066	N-54	1/2" Flare JIC Top x 1/2" F
AS-4404-067	N	1/2" Flare JIC Top x 1/2" M
AS-4404-068	N	1/2" Flare JIC Top x 3/8" M
AS-4404-069	N	1/2" Flare JIC Top x 3/4" M BSPT
AS-4404-070	N	1/2" Flare JIC Top x 3/4" F
AS-4404-071	N	1/2" Flare JIC Top x 1/2" M BSPT
AS-4404-072	N	1/2" Flare JIC Top x 3/4" M
AS-4404-073	N	5/8" Comp In Top x 1/4" F
AS-4404-074	N	5/8" Comp In Top x 3/8" F
AS-4404-075	N-9	5/8" Comp In Top x 1/2" F
AS-4404-076	N-11	5/8" Comp In Top x 1/2" M
AS-4404-077	N	5/8" Comp In Top x 3/8" M
AS-4404-078	N	5/8" Comp In Top x 3/4" M BSPT
AS-4404-079	N	5/8" Comp In Top x 3/4" F
AS-4404-080	N	5/8" Comp In Top x 1/2" M BSPT
AS-4404-081	N	5/8" Comp In Top x 3/4" M
AS-4404-082	N	5/8" Inv Flare In Top x 1/4" F
AS-4404-083	N-45	5/8" Inv Flare In Top x 3/8" F
AS-4404-084	N-13	5/8" Inv Flare In Top x 1/2" F
AS-4404-085	N-15	5/8" Inv Flare In Top x 1/2" M
AS-4404-086	N-46	5/8" Inv Flare In Top x 3/8" M
AS-4404-087	N	5/8" Inv Flare In x 3/4" M BSPT
AS-4404-088	N	5/8" Inv Flare In Top x 3/4" F
AS-4404-089	N	5/8" Inv Flare In x 1/2" M BSPT
AS-4404-090	N	5/8" Inv Flare In Top x 3/4" M
AS-4404-091	N	1/2" Inv Flare In Top x 1/4" F
AS-4404-092	N	1/2" Inv Flare In Top x 3/8" F
AS-4404-093	N-48	1/2" Inv Flare In Top x 1/2" F
AS-4404-094	N-47	1/2" Inv Flare In Top x 1/2" M
AS-4404-095	N	1/2" Inv Flare In Top x 3/8" M
AS-4404-096	N	1/2" Inv Flare In x 3/4" M BSPT
AS-4404-097	N	1/2" Inv Flare In Top x 3/4" F
AS-4404-098	N	1/2" Inv Flare In x 1/2" M BSPT
AS-4404-099	N	1/2" Inv Flare In Top x 3/4" M

SVI #	Ref #	Inlet (Top or Side) x Outlet
AS-4404-100	N	3/4" Comp In Top x 1/4" F
AS-4404-101	N	3/4" Comp In Top x 3/8" F
AS-4404-102	N-17	3/4" Comp In Top x 1/2" F
AS-4404-103	N-19	3/4" Comp In Top x 1/2" M
AS-4404-104	N	3/4" Comp In Top x 3/8" M
AS-4404-105	N	3/4" Comp In Top x 3/4" M BSPT
AS-4404-106	N-44	3/4" Comp In Top x 3/4" F
AS-4404-107	N	3/4" Comp In Top x 1/2" M BSPT
AS-4404-108	N-40	3/4" Comp In Top x 3/4" M
AS-4404-109	N	1/2" BSPT F In Top x 1/4" F
AS-4404-110	N	1/2" BSPT F In Top x 3/8" F
AS-4404-111	N	1/2" BSPT F In Top x 1/2" F
AS-4404-112	N	1/2" BSPT F In Top x 1/2" M
AS-4404-113	N	1/2" BSPT F In Top x 3/8" M
AS-4404-114	N	1/2" BSPT F In x 3/4" M BSPT
AS-4404-115	N	1/2" BSPT F In Top x 3/4" F
AS-4404-116	N-75	1/2" BSPT F In x 1/2" M BSPT
AS-4404-117	N	1/2" BSPT F In Top x 3/4" M
AS-4404-118	N	3/4" BSPT F In Top x 1/4" F
AS-4404-119	N	3/4" BSPT F In Top x 3/8" F
AS-4404-120	N	3/4" BSPT F In Top x 1/2" F
AS-4404-121	N	3/4" BSPT F In Top x 1/2" M
AS-4404-122	N	3/4" BSPT F In Top x 3/8" M
AS-4404-123	N-38	3/4" BSPT F In x 3/4" M BSPT
AS-4404-124	N	3/4" BSPT F In Top x 3/4" F
AS-4404-125	N	3/4" BSPT F In x 1/2" M BSPT
AS-4404-126	N	3/4" BSPT F In Top x 3/4" M
AS-4404-127	N	1/2" 45 Flare F In Top x 1/4" F
AS-4404-128	N	1/2" 45 Flare F In Top x 3/8" F
AS-4404-129	N	1/2" 45 Flare F In Top x 1/2" F
AS-4404-130	N-29	1/2" 45 Flare F In Top x 1/2" M
AS-4404-131	N-63	1/2" 45 Flare F In Top x 3/8" M
AS-4404-132	N	1/2" 45 Flare F In x 3/4" M BSPT
AS-4404-133	N	1/2" 45 Flare F In Top x 3/4" F
AS-4404-134	N	1/2" 45 Flare F In x 1/2" M BSPT
AS-4404-135	N	1/2" 45 Flare F In Top x 3/4" M
AS-4404-136	N	3/4" 45 Flare F In Top x 1/4" F
AS-4404-137	N	3/4" 45 Flare F In Top x 3/8" F
AS-4404-138	N	3/4" 45 Flare F In Top x 1/2" F
AS-4404-139	N-70	3/4" 45 Flare F In Top x 1/2" M
AS-4404-140	N	3/4" 45 Flare F In Top x 3/8" M
AS-4404-141	N	3/4" 45 Flare F In x 3/4" M BSPT
AS-4404-142	N	3/4" 45 Flare F In Top x 3/4" F
AS-4404-143	N	3/4" 45 Flare F In x 1/2" M BSPT
AS-4404-144	N-68	3/4" 45 Flare F In Top x 3/4" M

SVI #	Ref #	Inlet (Top or Side) x Outlet
AS-4404-145	N	-10 JIS Flare In Top x 1/4" F
AS-4404-146	N	-10 JIS Flare In Top x 3/8" F
AS-4404-147	N	-10 JIS Flare In Top x 1/2" F
AS-4404-148	N	-10 JIS Flare In Top x 1/2" M
AS-4404-149	N	-10 JIS Flare In Top x 3/8" M
AS-4404-150	N	-10 JIS Flare In x 3/4" M BSPT
AS-4404-151	N	-10 JIS Flare In Top x 3/4" F
AS-4404-152	N	-10 JIS Flare In x 1/2" M BSPT
AS-4404-153	N	-10 JIS Flare In Top x 3/4" M
AS-4404-154	N	#8 JIC Flare In Top x 1/4" F
AS-4404-155	N	#8 JIC Flare In Top x 3/8" F
AS-4404-156	N	#8 JIC Flare In Top x 1/2" F
AS-4404-157	N	#8 JIC Flare In Top x 1/2" M
AS-4404-158	N	#8 JIC Flare In Top x 3/8" M
AS-4404-159	N	#8 JIC Flare In x 3/4" M BSPT
AS-4404-160	N	#8 JIC Flare In Top x 3/4" F
AS-4404-161	N	#8 JIC Flare In x 1/2" M BSPT
AS-4404-162	N	#8 JIC Flare In Top x 3/4" M
AS-4404-163	N	3/4" F In Top x 1/4" F
AS-4404-164	N	3/4" F In Top x 3/8" F
AS-4404-165	N-55	3/4" F In Top x 1/2" F
AS-4404-166	N	3/4" F In Top x 1/2" M
AS-4404-167	N-37	3/4" F In Top x 3/8" M
AS-4404-168	N	3/4" F In Top x 3/4" M BSPT
AS-4404-169	N-41	3/4" F In Top x 3/4" F
AS-4404-170	N	3/4" F In Top x 1/2" M BSPT
AS-4404-171	N	3/4" F In Top x 3/4" M
AS-4404-172	N	NONE In Top x 1/4" F
AS-4404-173	N	NONE In Top x 3/8" F
AS-4404-174	N-66	NONE In Top x 1/2" F
AS-4404-175	N-67	NONE In Top x 1/2" M
AS-4404-176	N	NONE In Top x 3/8" M
AS-4404-177	N	NONE In Top x 3/4" M BSPT
AS-4404-178	N	NONE In Top x 3/4" F
AS-4404-179	N	NONE In Top x 1/2" M BSPT
AS-4404-180	N	NONE In Top x 3/4" M

**Specify Top or Side Inlet. Top Inlet part numbers shown in this chart.**

**For Side Inlet instead of Top Inlet, add an S after 4403 in the Part #.**  
AS-4403S-XXX

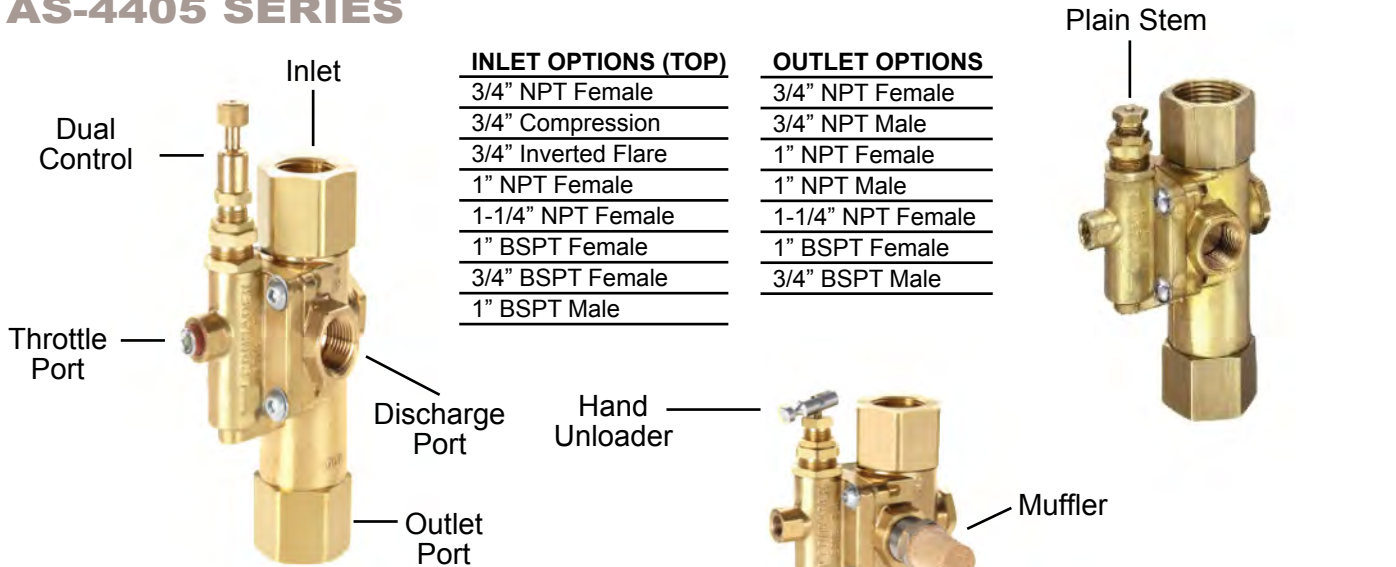
**For Hand Unloader, add HU as suffix:**  
AS-4403-XXXHU  
AS-4403S-XXXHU

**For Dual Control, add DC as suffix:**  
AS-4403-XXXDC  
AS-4403S-XXX-DC



# PILOTED DISCHARGE CHECK VALVES, UP TO 60 SCFM

## AS-4405 SERIES



**INLET OPTIONS (TOP)**

- 3/4" NPT Female
- 3/4" Compression
- 3/4" Inverted Flare
- 1" NPT Female
- 1-1/4" NPT Female
- 1" BSPT Female
- 3/4" BSPT Female
- 1" BSPT Male

**OUTLET OPTIONS**

- 3/4" NPT Female
- 3/4" NPT Male
- 1" NPT Female
- 1" NPT Male
- 1-1/4" NPT Female
- 1" BSPT Female
- 3/4" BSPT Male

Plain stem part # is listed in chart.  
**Add suffix for options:**  
 DC = Dual Control • HU = Hand Unloader

**We also offer Pilot Discharge Check Valves for Tire Inflation Application**  
**AS-4407-001** NTI-O  
**AS-4407-002** NSTI-O

SVI #	Ref #	Inlet (Top)	Outlet
AS-4405RK	NL-RK	Rebuild Kit for AS-4405 Series	
AS-4405-001	NL-1	3/4" F In x 3/4" F Out	
AS-4405-002	NL-6	3/4" F In x 3/4" M Out	
AS-4405-003	NL-11	3/4" F In x 1" F Out	
AS-4405-004	NL-16	3/4" F In x 1" M Out	
AS-4405-005	NL	3/4" F In x 1-1/4" F Out	
AS-4405-006	NL	3/4" F In x 1" F BSPT	
AS-4405-007	NL	3/4" F In x 3/4" M BSPT	
AS-4405-008	NL-2	3/4" Comp In x 3/4" F Out	
AS-4405-009	NL-7	3/4" Comp In x 3/4" M Out	
AS-4405-010	NL-12	3/4" Comp In x 1" F Out	
AS-4405-011	NL-17	3/4" Comp In x 1" M Out	
AS-4405-012	NL	3/4" Comp In x 1-1/4" F Out	
AS-4405-013	NL	3/4" Comp In x 1" F BSPT	
AS-4405-014	NL	3/4" Comp In x 3/4" M BSPT	
AS-4405-015	NL-3	3/4" Inv Flare In x 3/4" F Out	
AS-4405-016	NL-8	3/4" Inv Flare In x 3/4" M Out	
AS-4405-017	NL-13	3/4" Inv Flare In x 1" F Out	
AS-4405-018	NL-18	3/4" Inv Flare In x 1" M Out	
AS-4405-019	NL	3/4" Inv Flare In x 1-1/4" F Out	
AS-4405-020	NL	3/4" Inv Flare In x 1" F BSPT	
AS-4405-021	NL	3/4" Inv Flare In x 3/4" M BSPT	
AS-4405-022	NL-4	1" F In x 3/4" F Out	
AS-4405-023	NL-9	1" F In x 3/4" M Out	
AS-4405-024	NL-14	1" F In x 1" F Out	
AS-4405-025	NL-19	1" F In x 1" M Out	
AS-4405-026	NL	1" F In x 1-1/4" F Out	
AS-4405-027	NL	1" F In x 1" F BSPT	
AS-4405-028	NL	1" F In x 3/4" M BSPT	

SVI #	Ref #	Inlet (Top)	Outlet
AS-4405-029	NL	1-1/4" F In x 3/4" F Out	
AS-4405-030	NL	1-1/4" F In x 3/4" M Out	
AS-4405-031	NL	1-1/4" F In x 1" F Out	
AS-4405-032	NL	1-1/4" F In x 1" M Out	
AS-4405-033	NL-20	1-1/4" F In x 1-1/4" F Out	
AS-4405-034	NL	1-1/4" F In x 1" F BSPT	
AS-4405-035	NL	1-1/4" F In x 3/4" M BSPT	
AS-4405-036	NL	1" F BSPT In x 3/4" F Out	
AS-4405-037	NL	1" F BSPT In x 3/4" M Out	
AS-4405-038	NL	1" F BSPT In x 1" F Out	
AS-4405-039	NL	1" F BSPT In x 1" M Out	
AS-4405-040	NL	1" F BSPT In x 1-1/4" F Out	
AS-4405-041	NL-21	1" F BSPT In x 1" F BSPT	
AS-4405-042	NL	1" F BSPT In x 3/4" M BSPT	
AS-4405-043	NL	3/4" F BSPT In x 3/4" F Out	
AS-4405-044	NL-22	3/4" F BSPT In x 3/4" M Out	
AS-4405-045	NL	3/4" F BSPT In x 1" F Out	
AS-4405-046	NL	3/4" F BSPT In x 1" M Out	
AS-4405-047	NL	3/4" F BSPT In x 1-1/4" F Out	
AS-4405-048	NL	3/4" F BSPT In x 1" F BSPT	
AS-4405-049	NL	3/4" F BSPT In x 3/4" M BSPT	
AS-4405-050	NL	1" M BSPT In x 3/4" F Out	
AS-4405-051	NL	1" M BSPT In x 3/4" M Out	
AS-4405-052	NL	1" M BSPT In x 1" F Out	
AS-4405-053	NL	1" M BSPT In x 1" M Out	
AS-4405-054	NL	1" M BSPT In x 1-1/4" F Out	
AS-4405-055	NL-23	1" M BSPT In x 1" F BSPT	
AS-4405-056	NL	1" M BSPT In x 3/4" M BSPT	

**NL Series Options Include:**

Startup Unloader, Sealed Adjustment, Sealed Male Threads, NL Muffler, P1 or P2 Ported Cap

# UNLOADER PILOT VALVES AND AIR OPERATED DISCHARGE UNLOADER VALVES

**FK-621** valves are designed to be used as pilot-operated discharge unloaders for continuous running electric or engine driven air compressors.

When properly sized and installed, on signal from the pilot valve, the discharge unloader will divert the total output of the air compressor to the atmosphere, while the check valve prevents back flow from the air receiver. With the compressor producing air at just above atmospheric pressure, the motor or engine horsepower raw is greatly reduced and also has a cooling effect on the compressor.

The **FK-621** valve can also be used for intercooler blow down and many other air and some liquid applications.

**FK-621-500-500** 1/2" x 1/2" is recommended for air compressors through 5 HP.

**FK-621-1000-750** 3/4" x 1" is recommended for air compressors 7-1/2 through 15 HP. (66 CFM with minimum back pressure). Mufflers may be installed on the discharge ports for quieter operation.

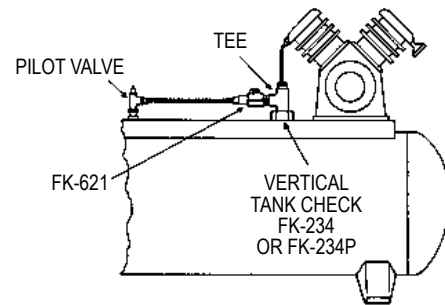
**To order, Specify (1) Quantity, (2) FK- Number, (3) Size**

**FK-621-1000-750**

1" x 3/4" Discharge Unloader Valve

**FK-621-500-500**

1/2" x 1/2" Discharge Unloader Valve



## DISCHARGE VALVES

SVI's 4400 Series Discharge Valves are designed for constant speed applications where intake unloaders are not present. Discharge valves are normally closed which require a pilot device to send a signal to open the valve at the set unload pressure and to close the valve at the pilot device's set load pressure to return the compressor to normal speed.



**AS-4400-020**

SVI #	Discharge Inlet	Pilot Inlet	Vent Size
<b>AS-4400-020</b>	1/8" Male	1/8" Female	1/4" Female
<b>AS-4400-021*</b>	1/4" Compression	1/8" Female	Direct
<b>AS-4400-022*</b>	1/4" Female	1/8" Female	Direct
<b>AS-4400-023</b>	1/4" Compression	1/8" Female	1/4" Female
<b>AS-4400-024</b>	1/4" Female	1/8" Female	1/4" Female
<b>AS-4400-025</b>	1/8" Male	1/8" Female	Direct
<b>AS-4400-026</b>	1/4" Male	1/8" Female	Direct
<b>AS-4400-027</b>	1/2" Female	1/8" Female	1/2" Male
<b>AS-4400-028</b>	1/2" Female	1/8" Female	1/2" Female
<b>AS-4400-029</b>	3/4" Female	1/8" Female	1" Male

\*Muffler Available on AS-4400-021 and AS-4400-022.



**AS-4400-027**



**AS-4400-028**



**AS-4400-026**



# THROTTLE CONTROLS

## AS-4406 Series

SVI's Throttle Controls are designed to control the engine speed of gasoline and diesel engine driven compressors. The throttle control keeps the engine at the operational speed until it receives a pressure signal, it then throttles down the engine until the pressure signal is released. Throttle controls must be used in conjunction with a pilot valve which controls the pressure signal. Throttle controls are provided in two styles, airline and cable. Airline throttle controls are mounted directly on the engine and an airline is run from the pilot to the throttle control. Cable throttle controls are mounted directly to the pilot and a solid cable runs from the throttle control to the throttle arm on the engine.

**CABLE STYLE** Can be ordered in any length from 3" up to 72"

- 1/8" MNPT inlet is standard, also available in BSPT threads
- Additional OEM specific models available upon request
- Intake Unloader 1/4" tube connection

SVI Part #	Ref #	Description	Compatibility
AS-4406-001	TCI	Throttle Control	I
AS-4406-002	TCLP	Throttle Control	P
AS-4406-003	TCLI	Throttle Control	I
AS-4406-004*	TCLPW	Throttle Control	P
AS-4406-005*	TCLIW	Throttle Control	I
AS-4406-006**	TCXLPW	Throttle Control	P
AS-4406-007**	TCXLIW	Throttle Control	I

\* Thicker wire and casing for heavy duty applications

\*\* Thicker wire and casing for extra heavy duty applications & where stronger spring force is needed.



### CONNECTION OPTIONS

- Z-Bend (standard)
- Straightwire
- Eyelet

### COMPATIBILITY


P = Compatible with systems using discharge unloaders

I = Compatible with systems using intake unloaders

**AS-4406-022**  
Grooved Clamp



**AS-4406-023**  
C-Style Clamp for  
Briggs & Stratton



**AS-4406-024**  
Cable Clamp  
with Locking Tab



**AS-4406-026**  
Insulated Clamp



**AS-4406-027**  
Bushing for Honda  
for .044 wire dia.



**AS-4406-028**  
Bushing for Honda  
for .067 wire dia.



**AS-4406-025**  
Vanguard  
Fitting



**AS-4406-029**  
Wire Sleeve



# THROTTLE CONTROLS

## AS-4406 Series



**AIRLINE STYLE** Mounted directly on throttle arm.

- Standard 1/4" tube connection, BSPT threads also available
- Nut and Ferrule available upon request
- Additional OEM-specific models also available upon request

**AS-4406-030**  
Small Bracket



**AS-4406-031**  
Large Bracket



**AS-4406-027**  
Bushing for Honda  
for .044 wire dia.



**AS-4406-028**  
Bushing for Honda  
for .067 wire dia.

**AS-4406-026**  
Insulated Clamp



**AS-4406-032**  
Nut



**AS-4406-033**  
Ferrule

### Throttle Control Airline Style

SVI Part #	Ref #	Description	HP
<b>AS-4406-008</b>	TCSA-H-04-B	For Honda	4
<b>AS-4406-009</b>	TCSA-5565S-SC(GX160)	For Honda	5.5
<b>AS-4406-010</b>	TCSA-4-5565-B	For Honda	5.5-6.5
<b>AS-4406-011</b>	TCMA-39(GX390)	For Honda	13
<b>AS-4406-012</b>	TCMA-H-0809-B	For Honda	8-9
<b>AS-4406-013</b>	TCMA-H-113-B	For Honda	11-13
<b>AS-4406-014</b>	TCLA-H-20.0-B	For Honda	20
<b>AS-4406-015</b>	TCSA-R-4565	For Subaru/Robin	4.5-6.5
<b>AS-4406-016</b>	TCMA-0811M	For Subaru/Robin	8-11
<b>AS-4406-017</b>	TCMA-R-14	For Subaru/Robin	7-14
<b>AS-4406-018</b>	TCMA-K-0811-HC	For Kuboto	8-11
<b>AS-4406-019</b>	TCSA-KD-420	For Kohler	9.8
<b>AS-4406-020</b>	TCXLIW-CH440	For Kohler	14
<b>AS-4406-021</b>	TCXLIWKDW702	For Kohler	18



## SMART START FOR AIR COMPRESSORS

### *Eliminate compressor-starting problems with Smart Start from SVI.*

It automatically allows the compressor motor to reach full speed prior to running under loaded conditions.

The Smart Start accomplishes a loadless start by controlling the compressor at the inlet. Simply replace the standard inlet filter on the compressor with the Smart Start, and starting problems go away.

**BENEFITS:**

- Replaces Standard Inlet Filter
- The Smart Start reduces amperage draw during start up and eliminates tripped circuit breakers.
- It compensates for starting voltage drops and allows the use of multiple tools on the same circuit.
- Cold weather and extension cords won't stop your compressor from starting.
- The Smart Start offers worry-free operation.
- No need for inefficient start unloaders that blow system air to atmosphere and increase pump up time. Integral inlet filter provides a barrier between work site contamination and your compressor.



**smart start**

**TWO VERSIONS AVAILABLE:**

<b>AS-4400-048</b>	AIC38	Smart Start 3/8" NPT Inlet
<b>AS-4400-049</b>	AIC12	Smart Start 1/2" NPT Inlet
<b>AS-4400-049RK</b>	AIC-RK	Smart Start Replacement Filters

## LOAD GENIE CHECK VALVE



**AS-1097**



**AS-1098**

**Load Genie - Unloading Check Valves**

<b>AS-1097-006</b>	Milton	1097-6	Load Genie 3/8" OD x 1/4" NPT
<b>AS-1097-006S</b>	Milton	S1097-6	Load Genie 3/8" OD x 1/4" NPT - Skin Pack
<b>AS-1097-008</b>	Milton	1097-8	Load Genie 1/2" OD x 3/8" NPT
<b>AS-1097-008S</b>	Milton	S1097-8	Load Genie 1/2" OD x 3/8" NPT - Skin Pack
<b>AS-1098-004</b>	Milton	1098-4	Load Genie 1/4" F In x 1/4" M Out
<b>AS-1098-006</b>	Milton	1098-6	Load Genie 3/8" F In x 3/8" M

Contact us for other size versions of Load Genie.


## BLOWDOWN VALVES

Blowdown Valves are normally a closed valve that require a pressure signal to open and are commonly used in Rotary Screw Compressor applications.

SVI #	Ref #	Description
<b>AS-4400-068</b>	DBD1-1414	Blowdown Valve, 1/4" x 1/4" x 1/4"
<b>AS-4400-069</b>	DBD2-1212	Blowdown Valve, 1/2" x 1/2" x 1/2"



**MISCELLANEOUS VALVES & PARTS**



Pilot Inlet  
Outlet  
Tank Inlet

**Automatic Drain Valve**  
AS-4400-051



**Automatic Drain Valve  
with Complete  
Installation Accessories**  
AS-4400-052



**Strainer with Screen for  
use with AS-4400-051  
Drain Valve**  
AS-4400-053




**Drain Valve 1/8"**  
FK-60-125



**Manual Drain Valve 1/4" NPT**  
AS-4400-012




**Start Up Unloader**  
AS-4400-010 1/8" NPT  
AS-4400-011 1/4" NPT



Outlet  
Inlet  
Inlet

**Shuttle Control Valve**  
AS-4400-050



**Drain Valve / Drain Cock**  
AS-0614-002 1/8" NPT  
AS-0614-004 1/4" NPT  
AS-0614-006 3/8" NPT  
AS-0614-008 1/2" NPT



**3/8" Horizontal Check Valve**  
**FK-221**  
*For Car Wash Systems and  
Compressed Air Systems*



**Cable Operated Drain Valve**  
AS-4400-070



**Carry Tank Manifold**  
AS-4400-071



**Compressor Manifold  
with Tire Valve**  
(also available without tire valve)  
AS-4400-072

## IN-TANK CHECK VALVES

In-tank check valves screw directly into the receiver and are attached to the compressor’s discharge line at their inlet.

**FK-234** Vertical In-Tank Check Valves screw directly into the receiver and are attached to the compressor’s discharge line at their inlet. It is designed for use on the discharge line of lubricated or non-lubricated air compressors to prevent back flow from the air tank. The FK-234 Model Vertical In-Tank Check Valve is a premium quality check valve at an economical price. It is a one-piece brass body and features a glass-filled Teflon Disc for durability. 1/8” NPT sideport standard. See below for plugged and ported versions as well.

**FK-237** Offers same design as FK-234, but with male to compression fitting.

**Applications:** Car Wash Systems, Compressed Air Systems



**FK-234  
KCV-234**



**FK-237  
KCV-237**

### **Vertical In-Tank Check Valves with 1/8” port**

<b>FK-234-375-500</b>	3/8” x 1/2”
<b>FK-234-500-500</b>	1/2” x 1/2”
<b>FK-234-500-750</b>	1/2” x 3/4”
<b>FK-234-750-750</b>	3/4” x 3/4”
<b>FK-234-750-1000</b>	3/4” x 1”
<b>FK-234-1000-1000</b>	1” x 1”
<b>FK-234-1250-1250</b>	1-1/4” x 1-1/4”

### **Vertical In-Tank Check Valves with PLUGGED port**

<b>FK-234P-375-500</b>	3/8” x 1/2”
<b>FK-234P-500-500</b>	1/2” x 1/2”
<b>FK-234P-500-750</b>	1/2” x 3/4”
<b>FK-234P-750-750</b>	3/4” x 3/4”
<b>FK-234P-750-1000</b>	3/4” x 1”
<b>FK-234P-1000-1000</b>	1” x 1”
<b>FK-234P-1250-1250</b>	1-1/4” x 1-1/4”

### **Vertical In-Tank Check Valves with 1/8” port with Male to Compression Fitting**

<b>FK-237-375-500</b>	3/8” x 1/2”
<b>FK-237-500-500</b>	1/2” x 1/2”
<b>FK-237-750-750</b>	3/4” x 3/4”
<b>FK-237-750-1000</b>	3/4” x 1”



## IN-TANK CHECK VALVES

In-tank check valves screw directly into the receiver and are attached to the compressor's discharge line at their inlet.

### CTA

Inlet: FNPT  
 Outlet: MNPT  
 Unloader Port: NONE



SVI Part #	Ref #	FNPT Inlet	MNPT Outlet	Port
AS-4400-104	CTA3812	3/8"	1/2"	no port
AS-4400-105	CTA1212	1/2"	1/2"	no port
AS-4400-106	CTA3434	3/4"	3/4"	no port
AS-4400-107	CTA121	1/2"	1"	no port
AS-4400-108	CTA341	3/4"	1"	no port
AS-4400-109	CTA11	1"	1"	no port
AS-4400-110	CTA34112	3/4"	1-1/2"	no port
AS-4400-111	CTA114114	1-1/4"	1-1/4"	no port
AS-4400-112	CTA112112	1-1/2"	1-1/2"	no port

### CTB & CTLB\*

Inlet: FNPT  
 Outlet: MNPT  
 Unloader Port: 1/8" FNPT

\*CTL: 1 pc Check Valve with Removable Snap Ring for Easy Cleaning & Repair



SVI Part #	Ref #	FNPT Inlet	MNPT Outlet	Port FNPT
AS-4400-113	CTB1412	1/4"	1/2"	1/8" port
AS-4400-114	CTB3812	3/8"	1/2"	1/8" port
AS-4400-115	CTB1212	1/2"	1/2"	1/8" port
AS-4400-116	CTB1234	1/2"	3/4"	1/8" port
AS-4400-117	CTB3434	3/4"	3/4"	1/8" port
AS-4400-118	CTB121	1/2"	1"	1/8" port
AS-4400-119	CTB11	1"	1"	1/8" port
AS-4400-120	CTB341	3/4"	1"	1/8" port
AS-4400-121	CTB34112	3/4"	1-1/2"	1/8" port
AS-4400-122	CTB1114	1"	1-1/4"	1/8" port
AS-4400-123	CTB114114	1-1/4"	1-1/4"	1/8" port
AS-4400-124	CTB112112	1-1/2"	1-1/2"	1/8" port
AS-4400-125	CTLB1412	1/4"	1/2"	1/8" port
AS-4400-126	CTLB3812	3/8"	1/2"	1/8" port
AS-4400-127	CTLB1212	1/2"	1/2"	1/8" port
AS-4400-128	CTLB1234	1/2"	3/4"	1/8" port
AS-4400-129	CTLB3434	3/4"	3/4"	1/8" port
AS-4400-130	CTLB121	1/2"	1"	1/8" port
AS-4400-131	CTLB11	1"	1"	1/8" port
AS-4400-132	CTLB341	3/4"	1"	1/8" port
AS-4400-133	CTLB34112	3/4"	1-1/2"	1/8" port
AS-4400-134	CTLB1114	1"	1-1/4"	1/8" port
AS-4400-135	CTLB114114	1-1/4"	1-1/4"	1/8" port
AS-4400-136	CTLB112112	1-1/2"	1-1/2"	1/8" port

Check Valve Options	
Available for In-Tank and In-Line	
Sealant	SST
Nickel Plating	NP
Plugged Ports	PLUG
Extra 1/8" Port	P1
Extra 1/4" Port	P2
BSPT Threads	BSPT

PLUGS available, just ask.  
 For extra port, add suffix: -P1 for extra 1/8" Port or -P2 for extra 1/4" Port.  
 Other options also available. See Check Valve Options.



## IN-TANK CHECK VALVES

In-tank check valves screw directly into the receiver and are attached to the compressor's discharge line at their inlet.

### CTD

Inlet: Compression Fitting  
 Outlet: MNPT  
 Unloader Port: 1/8" FNPT

For an *Additional Port*,  
 add suffix to your part #:

**P1 = 1/8" Port**  
**P2 = 1/4" Port**



#### In-Tank Check Valves

SVI Part #	Ref #	Description
AS-4400-081	CTD3838	3/8 Comp In x 3/8 Out
AS-4400-082	CTD51612	5/16 Comp In x 1/2 Out
AS-4400-083	CTD3812	3/8 Comp In x 1/2 Out
AS-4400-084	CTD1212	1/2 Comp In x 1/2 Out
AS-4400-085	CTD1234	1/2 Comp In x 3/4 Out
AS-4400-086	CTD5812	5/8 Comp In x 1/2 Out
AS-4400-087	CTD3412	3/4 Comp In x 1/2 Out
AS-4400-088	CTD3434	3/4 Comp In x 3/4 Out
AS-4400-089	CTD341	3/4 Comp In x 1" Out

### CTG

Inlet: Inverted Flare  
 Outlet:  
 NPT (1) 1/4" Unloader Ports,  
 (1) Inverted Flare



#### In-Tank Check Valves

SVI Part #	Ref #	Description
AS-4400-090	CTG1212	1/2 Inv Flare In x 1/2 Out
AS-4400-091	CTG3434	3/4 Inv Flare In x 3/4 Out
AS-4400-092	CTG5834	5/8 Inv Flare In x 3/4 Out
AS-4400-093	CTG5834-12	5/8 Inv Flare In x 3/4 Out

### CAC & CAF

Inlet: Compression Fitting  
 Outlet:  
 NPT w/ 1/8" Unloader Port  
 on Hex 120° from Inlet



#### In-Tank Check Valves

SVI Part #	Ref #	Description
AS-4400-094	CAC3812-NF	3/8 Comp In x 3/8 Out
AS-4400-095	CAC3812-SU3-T	3/8 Comp In x 3/8 Out
AS-4400-096	CAC1212	1/2 Comp In x 1/2 Out
AS-4400-097	CAF1234120P	1/2 Comp In x 1/2 Out

### CTF & CTJ

Inlet: 45° SAE Flare or 37° JIC Flare  
 Outlet: NPT, 1/8" Unloader Port



#### In-Tank Check Valves

SVI Part #	Ref #	Description
AS-4400-098	CTF1212	1/2 SAE Flare In x 1/2 Out
AS-4400-099	CTF5812	5/8 SAE Flare In x 1/2 Out
AS-4400-100	CTF5834	5/8 SAE Flare In x 3/4 Out
AS-4400-101	CTF3434	3/4 SAE Flare In x 3/4 Out
AS-4400-102	CTJ3434	3/4 JIC Flare In x 3/4 Out

Check Valve Options	
Available for In-Tank and In-Line	
Sealant	SST
Nickel Plating	NP
Plugged Ports	PLUG
Extra 1/8" Port	P1
Extra 1/4" Port	P2
BSPT Threads	BSPT

**Plugs Available in 1/8" or 1/4".  
 BSPT Thread Option Also Available.**



## VERTICAL CHECK VALVES

These spring loaded check valves are constructed along established lines of high quality material and workmanship. They give long efficient service with minimum maintenance required. Valve bodies, O-ring seats and spring cages are brass. Springs are made of stainless steel. Maximum working pressure 400 PSIG.



**FK-226A**  
F.P.T. F.P.T.  
1/4" x 1/4"  
3/8" x 3/8"  
1/2" x 1/2"  
3/4" x 3/4"



**FK-226**  
F.P.T. F.P.T.  
1/4" x 1/4"  
3/8" x 3/8"  
1/2" x 1/2"

**FK-226A** - Vertical Check Valve is a robust check valve offering the same basic features as the Model 226 below but is slightly longer, has a 1/8" unloader port, and has a Teflon seat disc. Designed for use on the discharge line of lubricated or non-lubricated air compressors to prevent back flow from the air tank. The 1/8" NPT port may be used as line connection to pressure switch unloader system or inspection test valve. Maximum operating pressure 400 psi; Temperature range -250°F to 350°F

**FK-226** - Vertical Check Valve is a robust check valve constructed from brass and features a Buna-N Disc. Designed for use on the discharge line of lubricated or non-lubricated air compressors to prevent back flow from the air tank. Maximum operating pressure 400 psi; Temperature range -40°F to 225°F

**Applications:** Car Wash Systems, Compressed Air Systems

SVI Part #	Inlet x Outlet	
FK-226-250-250	1/4 X 1/4	
FK-226-375-375	3/8 X 3/8	
FK-226-500-500	1/2 X 1/2	
FK-226A-250-250	1/4 X 1/4	1/8" Port
FK-226A-375-375	3/8 X 3/8	1/8" Port
FK-226A-500-500	1/2 X 1/2	1/8" Port
FK-226A-750-750	3/4 X 3/4	1/8" Port

**When Ordering, Specify:  
(1) Quantity (2) FK- Number (3) Size**



**FK-227** - Vertical Check Valves for non-return air or some liquid applications. Body is of precision-machined cast brass with a Buna-N Disc.

Maximum operating pressure 300 psi  
Temperature range -40°F to 225°F

**FK-227-250-250**      1/4" X 1/4"





# IN-LINE CHECK VALVES

Our Check Valves are designed for use in compressed air systems to control the flow of air from the compressor into a receiver. When the compressor reaches unload pressure, the check valve closes, preventing the backflow of air from the receiver into the discharge line. SVI offers in-tank check valves, in-line check valves and bronze globe check valves. These in-line check valves screw directly into the discharge line and have the same size inlet as they do out-let. If you're looking for higher flow capacities, check out our cast bronze check valves.



**CLB**

**FNPT Inlet x FNPT Outlet - WITH PORT**  
**With 1/8" FNPT Unloader Port**

SVI Part #	Inlet x Outlet	Ref #	SCFM
AS-4400-030	1/4" x 1/4"	CLB14	12
AS-4400-031	3/8" x 3/8"	CLB38	15
AS-4400-032	1/2" x 1/2"	CLB12	20
AS-4400-033	3/4" x 3/4"	CLB34-RF	30
AS-4400-033HF	3/4" x 3/4" High-Flow	CLB34-HF	60
AS-4400-034	1" x 1"	CLB1	60
AS-4400-035	1-1/2" x 1-1/2"	CLB112	60
AS-4400-035HF	1-1/2" x 1-1/2" Hi-Flow	CLB112-HF	90



**CLA**

**FNPT Inlet x FNPT Outlet - NO UNLOADER PORT**

SVI Part #	Inlet x Outlet	Ref #	SCFM
AS-4400-036	1/4" x 1/4"	CLA14	12
AS-4400-037	3/8" x 3/8"	CLA38	15
AS-4400-038	1/2" x 1/2"	CLA12	20
AS-4400-039	3/4" x 3/4"	CLA34-RF	30
AS-4400-039HF	3/4" x 3/4" High-Flow	CLA34-HF	60
AS-4400-040	1" x 1"	CLA1	60
AS-4400-041	1-1/2" x 1-1/2"	CLA112	60
AS-4400-041HF	1-1/2" x 1-1/2" Hi-Flow	CLA112-HF	90



**CLC14**

## Control Line Check Valve

SVI Part #	Inlet x Outlet
AS-4400-042	1/4" FNPT x 1/4" MNPT

Check Valve Options	
Available for In-Tank and In-Line	
Sealant	SST
Nickel Plating	NP
Plugged Ports	PLUG
Extra 1/8" Port	P1
Extra 1/4" Port	P2
BSPT Threads	BSPT



**CLS**

## In-Line Check Valves

SVI Part #	Ref #	Inlet x Outlet
AS-4400-043	CLS1412	1/4" MNPT x 1/2" MNPT
AS-4400-044	CLS1414	1/4" MNPT x 1/4" MNPT
AS-4400-045	CLSF1414	1/4" FNPT x 1/4" MNPT
AS-4400-046	CLS3838	3/8" MNPT x 3/8" MNPT
AS-4400-047	CLS3812	3/8" MNPT x 1/2" MNPT



# HORIZONTAL CHECK VALVES

# IN-LINE CHECK VALVES



**FK-205** Spring loaded dash pot check valves are designed to cushion the closing action of the valve. This overcomes the noise and hammering evident in many check valves. The FK-205 valves are field tested and highly recommended for long wear and hard use. Construction is of precision machined cast brass with teflon seat disc contained in a plunger cage. On compressor check valve applications a 1/8" N.P.T. unloader port is provided for line installation. The valves are provided with ports plugged. FK-205 Check valves should not be used on liquid, steam systems or on oil-less or oil-free compressors. It is recommended that FK-205 always be mounted in a horizontal position with the 1/8" N.P.T. port in the "up" position. Maximum rated working pressure is 400 W.O.G. Temperature range -250°F to 350°F

**Application:** Compressed Air Systems

**FK-215** Spring Loaded Check Valves are for non-return air or liquid applications. Body is of precision-machined cast brass with 25 percent glass-filled Teflon disc and stainless steel spring. These valves are designed for installation in horizontal pipe lines. FK-215 Spring Loaded Check Valves are suitable for lubricated and non-lubricated compressed air applications. Sizes 3/8" and 1/2" have a 1/8" bleeder port, plugged. Maximum operating pressure 250 psi. Maximum operating temperature 200°F.

**Application:** Compressed Air Systems

**FK-216** Spring loaded check valves similar in construction to FK-215 except they have Buna-N seat disc. Designed for installation in horizontal pipe lines. Maximum operating pressure is 250 psi. Maximum operating temperature is 200° F (93° C).

**Application:** Compressed Air Systems

**FK-217** Ball check valves with cast brass bodies and spring loaded type 440 stainless steel balls. Springs are stainless steel. Recommended for liquid applications only. Designed for installation in horizontal pipe lines. Maximum operating pressure 250 psi. Maximum operating temperature 350° F (177° C).

**Application:** Compressed Air Systems

### Horizontal Anti-Hammering Check Valve

- FK-205-375** 3/8" NPT
- FK-205-500** 1/2" NPT
- FK-205-750** 3/4" NPT
- FK-205-1000** 1" NPT
- FK-205-1250** 1-1/4" NPT
- FK-205-1500** 1-1/2" NPT
- FK-205A-2000** 2" NPT

**Teflon Disc**

**When Ordering, Specify:**  
**(1) Quantity (2) FK- Number (3) Size**

### Horizontal In-Line Check Valves

- FK-215-250** 1/4" NPT
- FK-215-375** 3/8" NPT
- FK-215-500** 1/2" NPT
- Check Valve Repair Kit**
- FK-215-250K** 1/4" Repair Kit
- FK-215-500K** 1/2" Repair Kit

### Horizontal Check Valves with Buna Disc

- FK-216-250** 1/4" NPT

### Horizontal Ball Check Valves

- FK-217-250** 1/4" NPT
- FK-217-250K** 1/4" Repair Kit
- FK-217-500** 1/2" NPT
- FK-217-500K** 1/2" Repair Kit

# HORIZONTAL CHECK VALVES

## GV Series, Male NPT

Max Pressure: 250 psi

Max Temperature: 350°

Also Available in BSPT



SVI Part #	Ref #	MNPT Inlet	SCFM
AS-4411-001	GV18	1/8" In	12
AS-4411-002	GV14	1/4" In	12
AS-4411-003	GV38	3/8" In	22
AS-4411-004	GV12	1/2" In	38
AS-4411-005	GV34	3/4" In	60
AS-4411-006	GV1	1" In	115
AS-4411-007	GV114	1-1/4" In	160
AS-4411-008	GV112	1-1/2" In	160
AS-4411-009	GV2	2" In	220



# AUTOMATIC DRAIN VALVE FOR AIR COMPRESSOR TANKS

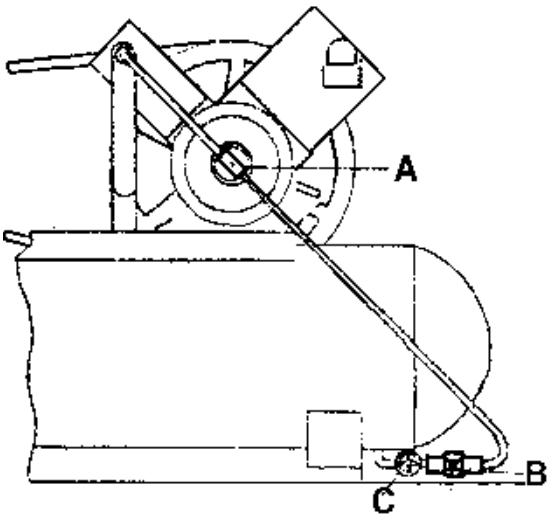
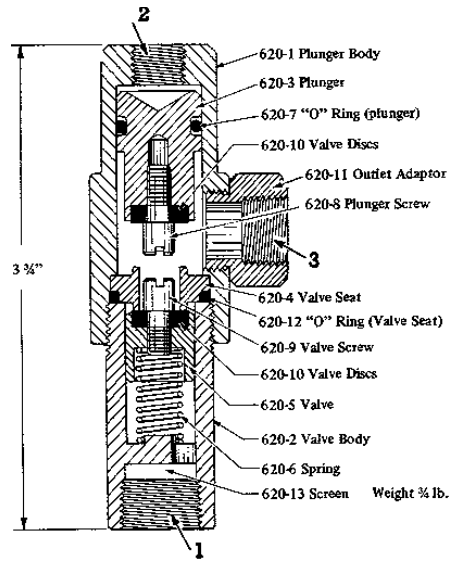
**FK-620** Automatically removes the water and condensates that collect in the tank. The danger of forcing it into the air lines is thus minimized and the life of the air receiver is prolonged. It is designed for use on all compressors, having bleeder or pressure type unloaders. Complete drainage is assured by double action of the valve, which opens when the compressor starts and stops. Long, trouble-free service is provided through simplicity of design and the use of rust-resisting material.

A minimum pressure of 30 P.S.I. is required to permit this valve to function properly. Maximum operating pressure is 300 P.S.I.



**FK-620-3**  
3/8" Automatic Tank Drain Valve

Repair Kit:  
**FK-620-3-KIT**



## INSTRUCTIONS FOR INSTALLATION

It is recommended that the tank drain be opened to blow off existing water, oil and scale before the Automatic Drain Valve is installed.

1. Connect 3/8" I.P. end (1) of FK-620 to shut-off valve at bottom of air tank (Illustration C). Use required elbow, nipples and reducer to adapt tank opening to shut off valve.
2. Install a tee in line connecting the high pressure cylinder with air unloader valve or pressure switch (Illustration A).
3. Run copper tubing from tee to 1/8" L.P. end (2) of FK-620 (Illustration A).
4. Water and oil is expelled through 1/4" L.P. side outlet (3) in FK-620, and if desirable to pipe away, 3/8" copper tubing is recommended. (Illustration D). Maximum length, 10 feet.

Note: State of California code requires a manual "bypass" drain valve be installed in conjunction with automatic drain valves. FK-504 product can satisfy this requirement. Re: Title 8, Section 465(a) unfired pressure vessel safety orders.

## DISCHARGE UNLOADER VALVE



### FK-621

The Kingston Model 621 Discharge Unloader Valve will divert the total output of the air compressor to the atmosphere, while the check valve prevents back flow from the air receiver. With the compressor producing air at just above atmospheric pressure, the motor or engine horsepower draw is greatly reduced and also has a cooling effect on the compressor.

## 1/4" N.P.T. AIR CONTROL VALVES

SVI offers Air Control Valves of exceptional design for operating single acting air cylinders, rams, hoists, lifts, jacks etc.

The valves are of all brass construction, precision machined for the highest quality of work ability. Hycar material is used in the precision made discs and O-Ring packings. They are highly resistant to air, oil and moisture and are easily and inexpensively replaced when necessary. The inlet stems are designed to provide restricted flow of air for initial thrust with full volume when valve is completely opened.



**When Ordering, Specify: (1) Quantity  
(2) FK-Number (3) With or Without Tank Valve**

**FK-292** and **FK-296** are the same basic design, except FK-292 is designed with side port outlet to cylinder. Both valves are furnished with two inlet ports; one port with 1/8" N.P.T. to accommodate a tank valve; the other port with 1/8" N.P.T. to accommodate a quick coupler or 1/4" pipe. Air may be introduced through the valve from either port. No lever action is required to fill with air chuck. When filled through quick coupler or permanent piping, air flow is controlled by depressing inlet stem with lever. Air is exhausted from confined area by depressing exhaust stem with lever.

**FK-294A** is designed to handle a larger volume of air to operating cylinders. The inlet stem is designed to provide restricted flow of air for initial thrust, with full volume when valve is completely opened. Valves are furnished with two inlet ports, one with 1/8" N.P.T. to accommodate a tank valve, the other port with 1/4" N.P.T. to accommodate a quick coupler or 1/4" pipe.

**FK-298** has 1/4" N.P.T. ports and operates as a conventional hoist control valve.



**FK- 301AC  
1/4" N.P.T**

**FK-301AC** valve is equipped with a "dead man" control lever that is normally in neutral or "off" position. Air control is achieved by moving lever to inlet or exhaust stems.

## HOIST CONTROL VALVES

The Hoist Control valves are designed to operate various lifting devices utilizing compressed air (or oil) as a power source. The Valve body is of heavy cast brass construction with internal components of precision machined brass bar stock, stainless steel springs & inlet screen, and Buna-N-Seals to provide long life with minimum maintenance. These valves are widely used on automobile, truck hoists and spring loaded single acting cylinders. Each valve is individually tested after assembly. Maximum operating pressure, 200 PSIG.

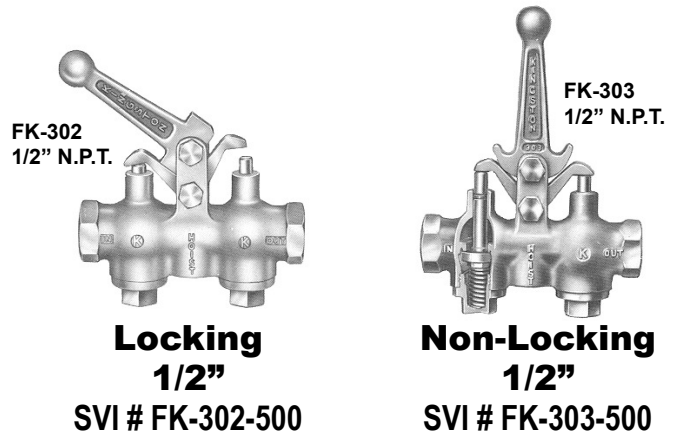
If the application calls for the pressure source (air or oil) to be disconnected while the lifting device is in use, a check valve must be installed on the valve inlet to prevent reverse flow. Should reverse flow occur, serious injury may result when support for the load is reduced.



See SVI's  
**Vertical and Horizontal Check Valves**  
for appropriate check valve.

**FK-303** is compact without sacrificing air volume. Positive air control is achieved by the cam action of the "dead man" style lever.

**FK-302** is the same design with exception of the "locking" style lever.



**\*Please Note:** Caution should be exercised regarding application of the FK-302 valve. The State of California, and some other state and local governments, prohibit the use of the locking type lever on automotive and man lift control valves. The FK-303 should be used on this type equipment.

## SOLENOID VALVES

Please see SVI's Jefferson Solenoid Valve product catalog. We have the solenoid valves for your air compressor needs. Give a us a call. **800-321-8173**



**Not sure which solenoid valve you need?**  
Call SVI and fill out a request form, we'll tell you which valve is best for your needs!

# NOISE CONTROL PRODUCTS

## Stop Noise Before It Starts

The deafening roar of air exhaust isn't just distracting—it can also be dangerous. Eliminate the noise and help keep employees safe with the Atomuffler® and Bantam™ designs for noise control, offered exclusively by the Allied Witan Company.

### How They Work

The Automuffler and Bantam muffler and filter product lines eliminate excessive noise by dividing the air stream and turning it back on itself. As air exhaust enters the muffler at high velocity, the Atomuffler and Bantam mufflers redirect it into smaller air streams that rebound off opposing walls of the chamber. With the air streams colliding head-on with each other, the velocity is reduced and the air is dispersed throughout the disseminator surface area. This technique eliminates noise without sacrificing machine performance.

### How They Help

For more than 60 years the Atomuffler has been used in thousands of plants and countless applications, and the Bantam muffler has proven itself time and again for more than 40 years. They both have an outstanding ability to eliminate excessive noise for a more pleasant working environment while reducing potential physical injuries caused by extreme air blasts.

### Advantages

The Atomuffler's radical, full-flow design uses interposing sound waves, multiple-stage velocity deceleration, an obstruction-free expansion chamber and a porous disseminator (filter element) to completely dissipate harmful air exhaust blasts. A large peripheral exhaust surface area diffuses the air blast, further lowering velocity and reducing air noise. The Atomuffler is ideal for reducing Exponentially Perceived Noise (EPNdB).



ATOMUFFLER  
Air Exhaust Muffler  
Male NPT Pictured



## SPECIAL APPLICATION ATOMUFFLER

### ANTI-ICING ATOMUFFLER

Anti-Icing - Rapid Cycling Service  
Male NPT, Model M01-M60  
Sizes 1/8"–6" NPT Connection

### SOFT FLOW ATOMUFFLER

Ultra Quiet Muffling Service  
Male NPT, Model K01-K20  
Sizes 1/8"–2" NPT Connection  
Also Available in Female NPS.

### SPEED CONTROL ATOMUFFLER

Muffled Flow-Control Service  
Male NPT, Model C01-C02  
Sizes 1/8"–1/4" NPT Connection  
Also Available in Male BSPT.

### HI-TEMP ATOMUFFLER

Metallic Element Hi-Temp Service  
Male BSPT, Model B05-B60  
Sizes 1/2"–6" NPT Connection  
Also Available in Male NPT.

### HEAVY DUTY ATOMUFFLER

Continuous Heavy Service  
Male NPT, Model M01-M60  
Sizes 1/8"–6" NPT Connection  
Also Available in Male BSPT.

### CORROSIVE SERVICE - LIGHT ATOMUFFLER

Stainless Steel & Cellulose Fiber Element  
Male BSPT, Model B01-B60  
Sizes 1/8"–6" NPT Connection  
Also Available in Male NPT.

### CORROSIVE SERVICE - MEDIUM ATOMUFFLER

Stainless Steel Components plus SS & CF Element  
Male NPT, Model M01-M60  
Sizes 1/8"–6" NPT Connection  
Also Available in Male BSPT.

### CORROSIVE SERVICE - HEAVY ATOMUFFLER

Epoxy-coat Ends plus SSC plus SS & CF Element  
Male NPT, Model M01-M60  
Sizes 1/8"–6" NPT Connection

### CORROSIVE SERVICE - HEAVIER ATOMUFFLER

All Stainless Steel plus SS & CF Element  
Male NPT, Model M01-M20  
Sizes 1/8"–2" NPT Connection

### CORROSIVE SERVICE - VERY HEAVY ATOMUFFLER

Completely Stainless Steel  
Male NPT, Model M05-M20  
Sizes 1/2"–2" NPT Connection



## AIR EXHAUST MUFFLERS

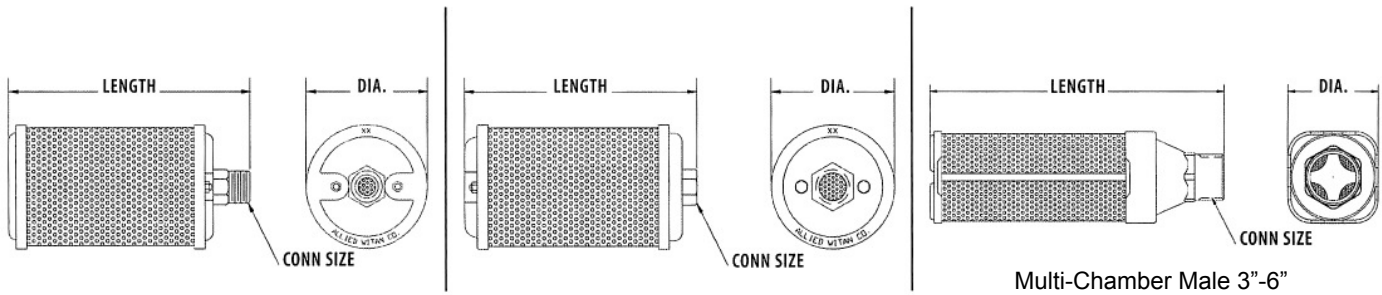
BSPT also available. Just ask.

***“The Original”...provides up to 85% reduction and 94% flow factor***

Thoroughly proven on thousands of installations, the world-class Atomuffler® expertly reduces Exponentially perceived Noise (EPNdB) without impeding equipment performance. Its design takes explosive air exhaust noise discharged from valve exhaust ports and muffles it with optimized Constant Velocity (CV) flow factor. Exhaust air flows softly to atmosphere free of noise, oil fog, and contaminates—providing a clean, comfortable and productive work environment.

The Air Exhaust Muffler features a unique obstruction-free expansion chamber. Standard Air Exhaust Muffler construction includes aluminum end covers, zinc-plated steel components and a cellulose fiber element.

The design is recommended for general purpose air exhaust applications for pressures up to 125 psi.



Conn Size	MALE NPT		FEMALE NPS		Dia.	Length		Item Weight	Flow SCFM	Replacement Element Part #
	Model Type	SVI Part #	Model Type	SVI Part #		Male	Female			
1/8"	M01	AS-2210-01	N01	AS-2210-13	1.84	3.12	2.81	.19	44	AS-2214-99
1/4"	M02	AS-2210-02	N02	AS-2210-14	1.84	4.37	4.00	.24	84	AS-2215-01
3/8"	M00	AS-2210-03	N00	AS-2210-15	2.59	5.12	4.56	.49	192	AS-2215-02
1/2"	M05	AS-2210-04	N05	AS-2210-16	3.15	6.00	5.50	.79	256	AS-2215-03
3/4"	M07	AS-2210-05	N07	AS-2210-17	3.40	7.18	6.68	1.04	544	AS-2215-04
1"	M10	AS-2210-06	N10	AS-2210-18	3.90	8.75	7.92	1.42	800	AS-2215-05
1-1/4"	M12	AS-2210-07	N12	AS-2210-19	3.90	8.75	8.00	1.45	1360	AS-2215-06
1-1/2"	M15	AS-2210-08	N15	AS-2210-20	5.25	13.56	12.50	3.27	2080	AS-2215-07
2"	M20	AS-2210-09	N20	AS-2210-21	5.25	18.87	17.75	4.22	3200	AS-2215-08
3"	M30	AS-2210-10	--	--	7.00	22.93	-	13.43	7200	AS-2215-09
4"	M40	AS-2210-11	--	--	8.00	23.56	-	14.69	14000	AS-2215-10
6"	M60	AS-2210-12	--	--	11.00	30.93	-	29.83	36000	AS-2215-11





## RELIEF VALVE MUFFLERS

BSPT also available. Just ask.

### *Pressure equalization optimizes performance*

The Atomuffler® Relief Valve Muffler includes all the outstanding features of the industry-standard Atomuffler plus an added relief valve. Superior design and construction provides a low-cost, effective method of eliminating annoying, distracting noise emitted from an air-operated devices.

The unique relief valve equalizes pressure by detecting any outflow deviation, responding to the pressure differential and opening up to compensate for outflow demands.

Relief Valve Mufflers are ideal for applications where uninterrupted continuous outflow is imperative.

Conn Size	MALE NPT		FEMALE NPS		Dia.	Length		Item Weight	Flow SCFM	Replacement Element Part #
	Model Type	SVI Part #	Model Type	SVI Part #		Male	Female			
1/8"	X01	<b>AS-2210-34</b>	R01	<b>AS-2210-46</b>	1.84	3.12	2.81	.20	44	<b>AS-2214-99</b>
1/4"	X02	<b>AS-2210-35</b>	R02	<b>AS-2210-47</b>	1.84	4.37	4.00	.25	84	<b>AS-2215-01</b>
3/8"	X00	<b>AS-2210-36</b>	R00	<b>AS-2210-48</b>	2.59	5.12	4.56	.53	192	<b>AS-2215-02</b>
1/2"	X05	<b>AS-2210-37</b>	R05	<b>AS-2210-49</b>	3.15	6.00	5.50	.89	256	<b>AS-2215-03</b>
3/4"	X07	<b>AS-2210-38</b>	R07	<b>AS-2210-50</b>	3.40	7.18	6.68	1.15	544	<b>AS-2215-04</b>
1"	X10	<b>AS-2210-39</b>	R10	<b>AS-2210-51</b>	3.90	8.75	7.92	1.68	800	<b>AS-2215-05</b>
1-1/4"	X12	<b>AS-2210-40</b>	R12	<b>AS-2210-52</b>	3.90	8.75	8.00	1.77	1360	<b>AS-2215-06</b>
1-1/2"	X15	<b>AS-2210-41</b>	R15	<b>AS-2210-53</b>	5.25	13.56	12.50	3.63	2080	<b>AS-2215-07</b>
2"	X20	<b>AS-2210-42</b>	R20	<b>AS-2210-54</b>	5.25	18.87	17.75	4.60	3200	<b>AS-2215-08</b>
3"	X30	<b>AS-2210-43</b>	--	--	7.00	22.93	-	14.86	7200	<b>AS-2215-09</b>
4"	X40	<b>AS-2210-44</b>	--	--	8.00	23.56	-	18.51	14000	<b>AS-2215-10</b>
6"	X60	<b>AS-2210-45</b>	--	--	11.00	30.93	-	37.24	36000	<b>AS-2215-11</b>



BSPT also available. Just ask.

## AIR DRYER MUFFLERS

***Dual-stage filter element traps particulates for longer element life and less noise***

The Atomuffler® Air Dryer Muffler is designed specifically to manage the demanding service problems associated with desiccant regenerative-type air dryers. These air dryers often expel air laden with moisture which can be heavily contaminated with desiccant dust. The primary stage of the Air Dryer Muffler's dual-stage filter element traps particulates, allowing cleaner air to permeate freely through the secondary stage, which manages the reduction of noise. This design also features a relief valve that is triggered to open if the air outflow becomes obstructed by a build-up of particulate, which will divert the outflow directly to atmosphere.

It is highly recommended that the air dryer system be initially purged of free desiccant fragments before installing a new Air Dryer Muffler or whenever an air dryer has been recharged with new desiccant material.

Conn Size	MALE NPT		FEMALE NPS		Dia.	Length		Item Weight	Flow SCFM	Replacement Element Part #
	Model Type	SVI Part #	Model Type	SVI Part #		Male	Female			
1/8"	X01	<b>AS-2210-67</b>	R01	<b>AS-2210-79</b>	1.84	3.12	2.81	.25	42	<b>AS-2215-24</b>
1/4"	X02	<b>AS-2210-68</b>	R02	<b>AS-2210-80</b>	1.84	4.37	4.00	.32	80	<b>AS-2215-25</b>
3/8"	X00	<b>AS-2210-69</b>	R00	<b>AS-2210-81</b>	2.59	5.12	4.56	.68	182	<b>AS-2215-26</b>
1/2"	X05	<b>AS-2210-70</b>	R05	<b>AS-2210-82</b>	3.15	6.00	5.50	1.12	243	<b>AS-2215-27</b>
3/4"	X07	<b>AS-2210-71</b>	R07	<b>AS-2210-83</b>	3.40	7.18	6.68	1.58	517	<b>AS-2215-28</b>
1"	X10	<b>AS-2210-72</b>	R10	<b>AS-2210-84</b>	3.90	8.75	7.92	2.29	760	<b>AS-2215-29</b>
1-1/4"	X12	<b>AS-2210-73</b>	R12	<b>AS-2210-85</b>	3.90	8.75	8.00	3.54	1292	<b>AS-2215-30</b>
1-1/2"	X15	<b>AS-2210-74</b>	R15	<b>AS-2210-86</b>	5.25	13.56	12.50	4.96	1664	<b>AS-2215-31</b>
2"	X20	<b>AS-2210-75</b>	R20	<b>AS-2210-87</b>	5.25	18.87	17.75	6.61	3040	<b>AS-2215-32</b>
3"	X30	<b>AS-2210-76</b>	--	--	7.00	22.93	-	15.50	6840	<b>AS-2215-33</b>
4"	X40	<b>AS-2210-77</b>	--	--	8.00	23.56	-	19.29	13300	<b>AS-2215-34</b>
6"	X60	<b>AS-2210-78</b>	--	--	11.00	30.93	-	38.47	34200	<b>AS-2215-35</b>



BSPT also available. Just ask.

## VACUUM PUMP EXHAUST MUFFLERS

### *For quiet and efficient pump performance*

Designed to muffle the distracting noise of vacuum pump exhausts, the Atomuffler® Vacuum Pump Exhaust Muffler is an efficient and inexpensive addition to any pump.

Noise reduction is achieved by an obstruction-free expansion chamber that reduces exhaust air velocity and softly disperses it throughout the muffler's large disseminator surface area without causing mechanical impedance.

The Vacuum Pump Exhaust Muffler is recommended for applications where quiet and efficient pump performance is critical, such as in suction apparatuses, vacuum frames, checks, simulation chambers, and transfer and control devices.

Conn Size	MALE NPT		FEMALE NPS		Dia.	Length		Item Weight	Flow SCFM	Replacement Element Part #
	Model Type	SVI Part #	Model Type	SVI Part #		Male	Female			
1/8"	V01	AS-2211-01	V01	AS-2211-13	1.84	3.12	2.81	.19	42	AS-2214-99
1/4"	V02	AS-2211-02	V02	AS-2211-14	1.84	4.37	4.00	.23	80	AS-2215-01
3/8"	V00	AS-2211-03	V00	AS-2211-15	2.59	5.12	4.56	.48	183	AS-2215-02
1/2"	V05	AS-2211-04	V05	AS-2211-16	3.15	6.00	5.50	.80	244	AS-2215-03
3/4"	V07	AS-2211-05	V07	AS-2211-17	3.40	7.18	6.68	1.06	517	AS-2215-04
1"	V10	AS-2211-06	V10	AS-2211-18	3.90	8.75	7.92	1.44	760	AS-2215-05
1-1/4"	V12	AS-2211-07	V12	AS-2211-19	3.90	8.75	8.00	1.49	1292	AS-2215-06
1-1/2"	V15	AS-2211-08	V15	AS-2211-20	5.25	13.56	12.50	3.32	1976	AS-2215-07
2"	V20	AS-2211-09	V20	AS-2211-21	5.25	18.87	17.75	4.29	3040	AS-2215-08
3"	V30	AS-2211-10	--	--	7.00	22.93	-	13.43	6840	AS-2215-09
4"	V40	AS-2211-11	--	--	8.00	23.56	-	14.69	13300	AS-2215-10
6"	V60	AS-2211-12	--	--	11.00	30.93	-	29.83	34200	AS-2215-11



BSPT also available. Just ask.

## **FILTER SILENCER**

***Filters out dirt particles as small as 5 micron***

The Atomuffler® Filter Silencer is a highly efficient filter and an effective muffler that performs equally well at high and low velocities. Its simple design is easy to service and its durable construction lengthens service life.

Designed for heavy-duty applications and sized for high flow rates and continuous operation, the Filter Silencer is ideal for compressor intakes, pumps, reservoir vents, gear housing breathers, and wherever it is essential for air to be free of contaminants and excess noise.

As on all Atomufflers, replacement filter elements are available.

Conn Size	MALE NPT		FEMALE NPS		Dia.	Length		Item Weight	Replacement Element Part #
	Model Type	SVI Part #	Model Type	SVI Part #		Male	Female		
1/8"	F01	<b>AS-2211-34</b>	F01	<b>AS-2211-46</b>	1.84	3.12	2.81	.22	<b>AS-2215-12</b>
1/4"	F02	<b>AS-2211-35</b>	F02	<b>AS-2211-47</b>	1.84	4.37	4.00	.23	<b>AS-2215-13</b>
3/8"	F00	<b>AS-2211-36</b>	F00	<b>AS-2211-48</b>	2.59	5.12	4.56	.48	<b>AS-2215-14</b>
1/2"	F05	<b>AS-2211-37</b>	F05	<b>AS-2211-49</b>	3.15	6.00	5.50	.89	<b>AS-2215-15</b>
3/4"	F07	<b>AS-2211-38</b>	F07	<b>AS-2211-50</b>	3.40	7.18	6.68	1.19	<b>AS-2215-16</b>
1"	F10	<b>AS-2211-39</b>	F10	<b>AS-2211-51</b>	3.90	8.75	7.92	1.63	<b>AS-2215-17</b>
1-1/4"	F12	<b>AS-2211-40</b>	F12	<b>AS-2211-52</b>	3.90	8.75	8.00	1.66	<b>AS-2215-18</b>
1-1/2"	F15	<b>AS-2211-41</b>	F15	<b>AS-2211-53</b>	5.25	13.56	12.50	3.87	<b>AS-2215-19</b>
2"	F20	<b>AS-2211-42</b>	F20	<b>AS-2211-54</b>	5.25	18.87	17.75	5.19	<b>AS-2215-20</b>
3"	F30	<b>AS-2211-43</b>	--	--	7.00	22.93	-	15.15	<b>AS-2215-21</b>
4"	F40	<b>AS-2211-44</b>	--	--	8.00	23.56	-	16.79	<b>AS-2215-22</b>
6"	F60	<b>AS-2211-45</b>	--	--	11.00	30.93	-	33.43	<b>AS-2215-23</b>



BSPT also available. Just ask.

## THRU-FLOW MUFFLER

### *Unobstructed flow path for contaminated air*

Constructed with the unique Atomuffler® expansion chamber, the Thru-Flow Muffler reduces the exhaust noise and allows contaminants to freely pass through and out the other end, to be either captured or released as desired.

The Thru-Flow Muffler is recommended for applications where compressed air is heavily contaminated with particulates. This design can be used individually, in tandem or in a series to achieve the desired results.

Note: Sizes 3", 4" and 6" are non-returnable.

Conn Size	MALE NPT		FEMALE NPS		Dia.	Length		Item Weight	Flow SCFM	Replacement Element Part #
	Model Type	SVI Part #	Model Type	SVI Part #		Male	Female			
1/8"	T01	<b>AS-2211-67</b>	T01	<b>AS-2211-79</b>	1.84	3.87	2.90	.20	44	<b>AS-2214-99</b>
1/4"	T02	<b>AS-2211-68</b>	T02	<b>AS-2211-80</b>	1.84	5.31	4.15	.26	84	<b>AS-2215-01</b>
3/8"	T00	<b>AS-2211-69</b>	T00	<b>AS-2211-81</b>	2.59	6.00	4.78	.52	192	<b>AS-2215-02</b>
1/2"	T05	<b>AS-2211-70</b>	T05	<b>AS-2211-82</b>	3.15	7.00	5.78	.85	256	<b>AS-2215-03</b>
3/4"	T07	<b>AS-2211-71</b>	T07	<b>AS-2211-83</b>	3.40	8.25	6.96	1.12	544	<b>AS-2215-04</b>
1"	T10	<b>AS-2211-72</b>	T10	<b>AS-2211-84</b>	3.90	10.31	8.34	1.52	800	<b>AS-2215-05</b>
1-1/4"	T12	<b>AS-2211-73</b>	T12	<b>AS-2211-85</b>	3.90	10.37	8.46	1.62	1360	<b>AS-2215-06</b>
1-1/2"	T15	<b>AS-2211-74</b>	T15	<b>AS-2211-86</b>	5.25	15.37	13.03	3.50	2080	<b>AS-2215-07</b>
2"	T20	<b>AS-2211-75</b>	T20	<b>AS-2211-87</b>	5.25	20.75	18.23	4.48	3200	<b>AS-2215-08</b>
3"	T30	<b>AS-2211-76</b>	--	--	7.00	29.31	-	16.47	7200	<b>AS-2215-09</b>
4"	T40	<b>AS-2211-77</b>	--	--	8.00	30.06	-	18.87	14000	<b>AS-2215-10</b>
6"	T60	<b>AS-2211-78</b>	--	--	11.00	39.81	-	38.70	36000	<b>AS-2215-11</b>



## HIGH PRESSURE MUFFLER

### *Silencing high pressure exhaust noise*

The Atomuffler® High Pressure Muffler is engineered for eliminating high pressure exhaust noise. This design expands upon the features of the standard Relief Valve Muffler (see page 4) and is intended for applications in which the air exhaust exceeds 150psi (10 Bar). For special situations, features of the High Pressure Muffler can be combined with other mufflers, including the Air Dryer Mufflers and Thru-Flow Mufflers.

When ordering, please specify the pipe size connection and the operating air pressure.

Note: Because High Pressure Mufflers are made-to-order to meet specific customer requirements, they are non-returnable.

Conn Size	Model Type	STANDARD HIGH PRESSURE MUFFLER			HI-PRESSURE MUFFLER FOR AIR DRYERS			Dia.	Length
		MALE NPT SVI Part #	Item Weight	Replacement Element Part #	MALE NPT SVI Part #	Item Weight	Replacement Element Part #		
1/8"	P01	AS-2212-01	.22	AS-2214-99	AS-2212-25	.29	AS-2215-24	1.84	3.12
1/4"	P02	AS-2212-02	.28	AS-2215-01	AS-2212-26	.39	AS-2215-25	1.84	4.37
3/8"	P00	AS-2212-03	.58	AS-2215-02	AS-2212-27	.82	AS-2215-26	2.59	5.12
1/2"	P05	AS-2212-04	1.00	AS-2215-03	AS-2212-28	1.36	AS-2215-27	3.15	6.00
3/4"	P07	AS-2212-05	1.30	AS-2215-04	AS-2212-29	1.90	AS-2215-28	3.40	7.18
1"	P10	AS-2212-06	1.93	AS-2215-05	AS-2212-30	2.74	AS-2215-29	3.90	8.75
1-1/4"	P12	AS-2212-07	1.99	AS-2215-06	AS-2212-31	3.99	AS-2215-30	3.90	8.75
1-1/2"	P15	AS-2212-08	4.27	AS-2215-07	AS-2212-32	6.27	AS-2215-31	5.25	13.56
2"	P20	AS-2212-09	5.51	AS-2215-08	AS-2212-33	8.62	AS-2215-32	5.25	18.87
3"	P30	AS-2212-10	14.86	AS-2215-09	AS-2212-34	16.56	AS-2215-33	7.00	22.93
4"	P40	AS-2212-11	18.51	AS-2215-10	AS-2212-35	20.47	AS-2215-34	8.00	23.56
6"	P60	AS-2212-12	37.24	AS-2215-11	AS-2212-36	41.09	AS-2215-35	11.00	30.93



# DEFOGGER MUFFLER

## *Unique sump drains out oil mist*

The Atomuffler® Defogger Muffler is specifically designed to reduce pneumatic noise emanating from air-operated devices and to effectively remove oil mist. This muffler utilizes a comprehensive approach to intercept, extract and condense oil to liquid droplets, which gravitate into a sump to be drained off periodically.

The muffler's design requires that it be mounted with the drain cock pointing downwards, which can then be opened periodically to empty out the sump.

This muffler will satisfy an OSHA inspector aware of the no oil mist policy in exhausted air.

### **SINGLE CHAMBER-MALE**

Conn Size	Model Type	MALE NPT SVI Part #	Dia.	Length	Item Weight	Flow SCFM	Replacement Element Part #
1/8"	L01	<b>AS-2212-49</b>	1.84	6.40	.26	44	<b>AS-2214-99</b>
1/4"	L02	<b>AS-2212-50</b>	1.84	7.60	.30	84	<b>AS-2215-01</b>
3/8"	L00	<b>AS-2212-51</b>	2.59	8.75	.60	192	<b>AS-2215-02</b>
1/2"	L05	<b>AS-2212-52</b>	3.15	10.60	1.00	256	<b>AS-2215-03</b>
3/4"	L07	<b>AS-2212-53</b>	3.40	14.25	1.50	544	<b>AS-2215-04</b>
1"	L10	<b>AS-2212-54</b>	3.90	15.50	2.00	800	<b>AS-2215-05</b>
1-1/4"	L12	<b>AS-2212-55</b>	3.90	15.50	2.00	1360	<b>AS-2215-06</b>
1-1/2"	L15	<b>AS-2212-56</b>	5.25	20.40	5.10	2080	<b>AS-2215-07</b>
2"	L20	<b>AS-2212-57</b>	5.25	25.30	6.50	3200	<b>AS-2215-08</b>



***Install with drain cock pointing down only.***



BSPT also available. Just ask.

## STEAM EXHAUST MUFFLER

### *Boiler start-ups and food processing*

The Atomuffler® Steam Exhaust Muffler provides a lower cost alternative and effectively silences objectionable noise created by steam exhaust outlets during boiler start-ups and testing stages only.

Using readily available replacement disseminator elements, Steam Exhaust Mufflers can be completely rebuilt and ready for the next start-up or tuning job.

Constructed of corrosion-resistant materials, the end caps are also treated with a special epoxy coating for additional resistance to conditions where alkalis are a problem. This also makes the Steam Exhaust Muffler well-suited for low-pressure food processing and similar applications.

Note: The Steam Exhaust Muffler is not designed for permanent installation on boilers.

Conn Size	MALE NPT		FEMALE NPS		Dia.	Length		Item Weight	Flow SCFM	Replacement Element Part #
	Model Type	SVI Part #	Model Type	SVI Part #		Male	Female			
1/8"	S01	<b>AS-2212-58</b>	Z01	<b>AS-2212-70</b>	1.84	3.12	2.81	.22	36	<b>AS-2215-36</b>
1/4"	S02	<b>AS-2212-59</b>	Z02	<b>AS-2212-71</b>	1.84	4.37	4.00	.28	84	<b>AS-2215-37</b>
3/8"	S00	<b>AS-2212-60</b>	Z00	<b>AS-2212-72</b>	2.59	5.12	4.56	.61	152	<b>AS-2215-38</b>
1/2"	S05	<b>AS-2212-61</b>	Z05	<b>AS-2212-73</b>	3.15	6.00	5.50	.92	216	<b>AS-2215-39</b>
3/4"	S07	<b>AS-2212-62</b>	Z07	<b>AS-2212-74</b>	3.40	7.18	6.68	1.33	424	<b>AS-2215-40</b>
1"	S10	<b>AS-2212-63</b>	Z10	<b>AS-2212-75</b>	3.90	8.75	7.92	1.78	800	<b>AS-2215-41</b>
1-1/4"	S12	<b>AS-2212-64</b>	Z12	<b>AS-2212-76</b>	3.90	8.75	8.00	2.99	1200	<b>AS-2215-42</b>
1-1/2"	S15	<b>AS-2212-65</b>	Z15	<b>AS-2212-77</b>	5.25	13.56	12.50	3.96	1920	<b>AS-2215-43</b>
2"	S20	<b>AS-2212-66</b>	Z20	<b>AS-2212-78</b>	5.25	18.87	17.75	5.32	2960	<b>AS-2215-44</b>
3"	S30	<b>AS-2212-67</b>	--	--	7.00	22.93	-	14.07	6640	<b>AS-2215-45</b>
4"	S40	<b>AS-2212-68</b>	--	--	8.00	23.56	-	15.48	14400	<b>AS-2215-46</b>
6"	S60	<b>AS-2212-69</b>	--	--	11.00	30.93	-	31.06	34400	<b>AS-2215-47</b>





BSPT also available. Just ask.

## DAMPER MUFFLER

### *Easily handles dirt and moisture-laden air*

Featuring the same outstanding design as the industry-standard Atomuffler®, the Damper Muffler includes an added variable reactive damper that provides an unobstructed free-flow air passage to reduce noise caused by emanating raw exhaust air.

This unique design utilizes a proven reactive principle of noise suppression. The explosive force of exhaust air impacting against the damper thrusts it into an oscillating motion, converting dynamic acoustic energy into kinetic energy. The damper's responsive pulsating motion drains off kinetic energy hence dissipating acoustical energy.

Some applications include foundry equipment and railway and transit brake systems.

Conn Size	MALE NPT		FEMALE NPS		Dia.	Length	Item Weight	Flow SCFM	Replacement Element Part #
	Model Type	SVI Part #	Model Type	SVI Part #					
1/8"	D01	<b>AS-2212-91</b>	D01	<b>AS-2213-01</b>	1.84	3.12	.19	44	<b>AS-2214-99</b>
1/4"	D02	<b>AS-2212-92</b>	D02	<b>AS-2213-02</b>	1.84	4.37	.23	84	<b>AS-2215-01</b>
3/8"	D00	<b>AS-2212-93</b>	D00	<b>AS-2213-03</b>	2.59	5.12	.48	192	<b>AS-2215-02</b>
1/2"	D05	<b>AS-2212-94</b>	D05	<b>AS-2213-04</b>	3.15	6.00	.80	256	<b>AS-2215-03</b>
3/4"	D07	<b>AS-2212-95</b>	D07	<b>AS-2213-05</b>	3.40	7.18	1.06	544	<b>AS-2215-04</b>
1"	D10	<b>AS-2212-96</b>	D10	<b>AS-2213-06</b>	3.90	8.75	1.44	800	<b>AS-2215-05</b>
1-1/4"	D12	<b>AS-2212-97</b>	D12	<b>AS-2213-07</b>	3.90	8.75	1.49	1360	<b>AS-2215-06</b>
1-1/2"	D15	<b>AS-2212-98</b>	D15	<b>AS-2213-08</b>	5.25	13.56	3.30	2080	<b>AS-2215-07</b>
2"	D20	<b>AS-2212-99</b>	D20	<b>AS-2213-09</b>	5.25	18.87	4.05	3200	<b>AS-2215-08</b>



## BANTAM™ MUFFLERS

***Ideal for use where space is limited***


Tough and compact, the Bantam™ Muffler is durably constructed of corrosion-resistant metals to withstand shock and continuous heavy duty use under all types of conditions.

The Bantam Muffler is designed with a precise distribution of peripheral openings in a zinc-plated steel and brass acoustical element, which softly disperses exhaust air uniformly over a 360° pattern. All stainless steel construction is also available for very corrosive or sensitive situations.

Supplied with a standard pipe thread fitting, the Bantam Muffler can be attached directly to the exhaust ports of air-operated equipment.

Conn Size	Model Type	Standard MALE NPT SVI Part #	Stainless Steel MALE NPT SVI Part #	Hex	Length	Item Weight	Flow SCFM
1/8"	B18	AS-2213-10	AS-2213-10SS	.43	1.37	.02	44
1/4"	B28	AS-2213-11	AS-2213-11SS	.56	1.75	.05	96
3/8"	B38	AS-2213-12	AS-2213-12SS	.69	2.20	.08	200
1/2"	B48	AS-2213-13	AS-2213-13SS	.87	2.75	.15	304
3/4"	B68	AS-2213-14	AS-2213-14SS	1.06	3.15	.27	560
1"	B88	AS-2213-15	AS-2213-15SS	1.31	3.87	.46	800
1-1/4"	B108	AS-2213-16	--	1.68	4.50	.82	1120
1-1/2"	B128	AS-2213-17	--	2.00	5.00	1.04	1440
2"	B168	AS-2213-18	--	2.37	5.50	1.72	2240

Conn Size	Model Type	FEMALE NPS SVI Part #	Hex	Length	Item Weight	Flow SCFM
1/8"	B18	AS-2213-28	.56	1.75	.06	44
1/4"	B28	AS-2213-29	.69	2.20	.10	96
3/8"	B38	AS-2213-30	.87	2.75	.18	200
1/2"	B48	AS-2213-31	1.06	3.15	.30	304



## END FLOW MUFFLERS

### *Directional flow in a compact design*

The End Flow Muffler is specifically designed for use in situations where it is desirable to direct the flow of exhaust air in a single direction. Discharged axially, the exhaust air flows freely through a unique honey-combed end cap that disperses the air blast and dampens exhaust noise.

Constructed of zinc-plated steel, this model is lightweight and small for use in any location.

Conn Size	Model Type	Standard MALE NPT SVI Part #	Stainless Steel MALE NPT SVI Part #	Hex	Length	Item Weight	Flow SCFM
1/8"	D18	AS-2213-32	AS-2213-32SS	.43	1.37	.02	44
1/4"	D28	AS-2213-33	AS-2213-33SS	.56	1.75	.04	72
3/8"	D38	AS-2213-34	AS-2213-34SS	.69	2.20	.06	136
1/2"	D48	AS-2213-35	AS-2213-35SS	.87	2.75	.11	216
3/4"	D68	AS-2213-36	AS-2213-36SS	1.06	3.15	.21	400
1"	D88	AS-2213-37	AS-2213-37SS	1.31	3.87	.36	560
1-1/4"	D108	AS-2213-38	--	1.68	4.50	.62	800
1-1/2"	D128	AS-2213-39	--	2.00	5.00	.78	880
2"	D168	AS-2213-40	--	2.37	5.50	1.29	1760

Conn Size	Model Type	FEMALE NPS SVI Part #	Hex	Length	Item Weight	Flow SCFM
1/8"	D18	AS-2213-47	.43	1.37	.02	44
1/4"	D28	AS-2213-48	.56	1.75	.04	72
3/8"	D38	AS-2213-49	.69	2.20	.06	136
1/2"	D48	AS-2213-50	.87	2.75	.14	216



## AIR EJECTOR MUFFLER

### *Featuring collimator inserts for concentrated air flow*

Quickly and easily connected to any compressed air source, the Air Ejector Muffler concentrates the air stream in a narrow beam over a longer distance, delivering maximum force at the exact required point.

The Air Ejector Muffler is supplied as a complete unit with a cylindrical housing and can be directly attached to compressed air lines properly positioned for parts ejection or packaging requirements, among other uses. Ordinarily furnished with a standard plastic collimator insert, this model also can be supplied, when specified, with a special heat-resistant metal collimator insert for use in locations where extremely high ambient temperatures may be present.

Separate collimator inserts also are available as a low cost solution for applications where it is necessary to bore hose directly into a die and insert the collimator to provide exact air thrust.

Conn Size	Model Type	MALE NPT SVI Part #	Hex	Length	Item Weight	Flow SCFM
1/8"	A18	<b>AS-2213-51</b>	.43	1.37	.02	22
1/4"	A28	<b>AS-2213-52</b>	.56	1.75	.04	34
3/8"	A38	<b>AS-2213-53</b>	.69	2.20	.06	45
1/2"	A48	<b>AS-2213-54</b>	.87	2.75	.11	68
3/4"	A68	<b>AS-2213-55</b>	1.06	3.15	.21	75
1"	A88	<b>AS-2213-56</b>	1.31	3.87	.36	101

Conn Size	Model Type	FEMALE NPS SVI Part #	Hex	Length	Item Weight	Flow SCFM
1/8"	A18	<b>AS-2213-63</b>	.43	1.37	.02	22
1/4"	A28	<b>AS-2213-64</b>	.56	1.75	.04	34
3/8"	A38	<b>AS-2213-65</b>	.69	2.20	.06	45
1/2"	A48	<b>AS-2213-66</b>	.87	2.75	.14	68



BSPT also available. Just ask.

## **POROUS ADJUST-A-FLOW MUFFLER**

### ***Adjustable valve controls airflow and vacuum relief***


Alwitco / Allied Witan Company's Adjust-A-Flow Muffler is used to effectively eliminate noise and control the flow of pressurized air.

This design includes an adjustable tapered metering valve that provides needle-point control of air flow on pressure applications as well as for vacuum relief on vacuum systems. Using an external adjustment screw, air flow is precisely metered between fully closed and fully open. A locknut allows the desired setting to be locked in to prevent accidental changes.

Constructed with a sintered bronze sleeve housed in a plated steel jacket, the Adjust-A-Flow Muffler offers superior noise reduction and maximum durability.

#### **MALE 40 MICRON POROUS BRONZE ELEMENT WITH STEEL CASING**

<b>Conn Size</b>	<b>Model Type</b>	<b>MALE NPT SVI Part #</b>	<b>Hex</b>	<b>Length</b>	<b>Item Weight</b>	<b>Flow SCFM</b>
10-32	C08	<b>AS-2213-67</b>	.37	1.08	.01	8
1/8"	C18	<b>AS-2213-68</b>	.43	1.34	.04	30
1/4"	C28	<b>AS-2213-69</b>	.56	1.65	.07	51
3/8"	C38	<b>AS-2213-70</b>	.69	2.08	.14	70
1/2"	C48	<b>AS-2213-71</b>	.87	2.51	.25	100
3/4"	C68	<b>AS-2213-72</b>	1.06	2.81	.42	130
1"	C88	<b>AS-2213-73</b>	1.31	3.41	.66	160



## POROUS METAL FILTER-MUFFLER

BSPT also available. Just ask.

### *Economical choice for many filtering and muffling scenarios*

The Porous Metal Filter-Muffler reduces exhaust noise and is designed for selective permeability with optimum filtering and diffusion for air and other gases and liquids.

A tough cellular porous metal filter is secured to a steel ferrule, providing a desirable combination of strength and performance.

This model is effective for many purposes, including: muffling air valve noise; exhaust and intake filtering; cryogenic phase separation; coalescing of oil mist and water vapor; and pressure or vacuum equalization. It's also compact, inexpensive and easy to install and maintain. The Porous Metal Filter-Muffler is particularly suitable for use where space is limited.

#### **MALE 40 MICRON - POROUS BRONZE ELEMENT** (Also Available: 10, 20 and 90 Micron)

Conn Size	Model Type	MALE NPT SVI Part #	Hex	Length	Item Weight	Flow SCFM	Conn Size	Model Type	BRASS FITTING/ BRONZE ELEMENT SVI Part #	ALL STAINLESS STEEL (50 MICRON) SVI Part #
10-32	P08	<b>AS-2213-80 *</b>	.37	.79	.01	12	10-32	P08	<b>AS-2213-80B *</b>	--
1/16"	P16	<b>AS-2213-81</b>	.37	.79	.01	24	1/16"	--	--	--
1/8"	P18	<b>AS-2213-82</b>	.43	.89	.02	48	1/8"	P18	<b>AS-2213-82B *</b>	<b>AS-2213-82SS</b>
1/4"	P28	<b>AS-2213-83</b>	.56	1.28	.04	64	1/4"	P28	<b>AS-2213-83B *</b>	<b>AS-2213-83SS</b>
3/8"	P38	<b>AS-2213-84</b>	.69	1.52	.06	160	3/8"	P38	<b>AS-2213-84B *</b>	<b>AS-2213-84SS</b>
1/2"	P48	<b>AS-2213-85</b>	.87	1.98	.11	240	1/2"	P48	<b>AS-2213-85B *</b>	<b>AS-2213-85SS</b>
3/4"	P68	<b>AS-2213-86</b>	1.06	2.28	.16	400	3/4"	P68	--	<b>AS-2213-86SS</b>
1"	P88	<b>AS-2213-87</b>	1.31	2.96	.31	560	1"	P88	--	<b>AS-2213-87SS</b>
1-1/4"	P108	<b>AS-2213-88 +</b>	1.68	3.36	.55	640				
1-1/2"	P128	<b>AS-2213-89 +</b>	2.00	4.00	.81	1200				
2"	P168	<b>AS-2213-90 +</b>	2.37	4.70	1.33	2000				

\*This size with Brass Fitting +These sizes are 90 Micron.

#### **FEMALE 40 MICRON - POROUS BRONZE ELEMENT** (Also Available: 10, 20 and 90 Micron Bronze Element)

Conn Size	Model Type	FEMALE NPS SVI Part #	Hex	Length	Item Weight	Flow SCFM
1/8"	P18	<b>AS-2214-01</b>	.56	1.25	.04	48
1/4"	P28	<b>AS-2214-02</b>	.69	1.45	.07	64
3/8"	P38	<b>AS-2214-03</b>	.87	1.89	.13	160
1/2"	P48	<b>AS-2214-04</b>	1.06	2.12	.20	240

**ALSO AVAILABLE:**  
• 10, 20 and 90 Micron



BSPT also available. Just ask.

## POROUS METAL BREATHER-VENT-FILTERS

**Tough, inexpensive and low-profile**

Using the standard male pipe thread version, Allied Witan Company's Breather-Vent-Filter can be inserted with little protrusion as a flat, integral part of equipment. This model is a suitable alternative to spaces that are too small to accommodate the standard Porous Metal Filter-Muffler (see page 18).

With its very low profile, the Metal Breather-Vent-Filter is a compact unit most often used as a breather vent filter for cylinders, gear boxes, crank cases, storage cases, storage tanks, and other vessels—wherever pressure equalization is required.

In addition to the standard model, an innovative modification is available using a highly porous screen media to allow for unrestricted flow while limiting infiltration of unwanted objects.

### MALE 90 MICRON - POROUS BRONZE DISC (Also Available: 10 and 20 90 Micron Bronze Disc)

Conn Size	Model Type	MALE NPT SVI Part #	Hex	Length	Item Weight	Flow SCFM	Conn Size	Model Type	BRASS FITTING/ BRONZE DISC (90 μ) SVI Part #	ALL STAINLESS STEEL (100 μ) SVI Part #
10-32	F08	AS-2214-35 *	.37	.37	.01	6	10-32	F08	AS-2214-35B *	--
1/16"	F16	AS-2214-36 +	.37	.37	.01	12	1/16"	--	--	--
1/8"	F18	AS-2214-37	.43	.40	.01	24	1/8"	F18	AS-2214-37B *	AS-2214-37SS
1/4"	F28	AS-2214-38	.56	.68	.02	32	1/4"	F28	AS-2214-38B *	AS-2214-38SS
3/8"	F38	AS-2214-39	.69	.79	.04	80	3/8"	F38	AS-2214-39B *	AS-2214-39SS
1/2"	F48	AS-2214-40	.87	.97	.07	120	1/2"	F48	AS-2214-40B *	AS-2214-40SS
3/4"	F68	AS-2214-41	1.06	1.06	.10	200	3/4"	F68	--	AS-2214-41SS
1"	F88	AS-2214-42	1.31	1.34	.19	280	1"	F88	--	AS-2214-42SS
1-1/4"	F108	AS-2214-43	1.68	1.40	.33	320				
1-1/2"	F128	AS-2214-44	2.00	1.47	.45	600				
2"	F168	AS-2214-45	2.37	1.60	.72	1000				

\*This item is 40 micron with Brass Fitting +This item is 40 Micron.

### FEMALE 90 MICRON - POROUS BRONZE DISC (Also Available: 10 and 20 Micron Bronze Disc)

Conn Size	Model Type	FEMALE NPS SVI Part #	Hex	Length	Item Weight	Flow SCFM
1/8"	F18	AS-2214-55	.56	.64	.03	24
1/4"	F28	AS-2214-56	.69	.76	.05	32
3/8"	F38	AS-2214-57	.87	.94	.09	80
1/2"	F48	AS-2214-58	1.06	.99	.14	120

**ALSO AVAILABLE:**

- 10 and 20 Micron
- Male NPT Single Screen Strainer Very Hi-Flow Service
- Male NPT Multi Screen Strainer Hi-Flow Service



## MICRO MINIATURE MUFFLER

### *Adjustable control for logical applications*

The Micro Miniature Muffler is designed specifically for low air volume use on pneumatic logic applications such as control, pilot, limit, zone, and relay valves. The muffler’s compact size allows installation in extremely tight quarters.

Attached directly to exhaust ports, noise reduction is accomplished by dispersing the exhaust air radially, minimizing sound intensity with negligible flow impedance. The Micro Miniature Muffler also can be used as a speed control to meter exhaust air flow.

Conn Size	Model Type	MALE NPT SVI Part #	Hex	Length	Item Weight	Flow SCFM
1/8"	M18	<b>AS-2214-95</b>	.43	1.06	.03	32
1/4"	M28	<b>AS-2214-96</b>	.56	1.59	.07	48

## M64 MINI-MUFF

### *High flow in a compact package*

The M64 Mini-Muff combines the serviceability of our Atomuffler® products with the compact size and durability of our all-metal Bantam™ mufflers.

Constructed entirely of corrosion-resistant metals, the standard M64 Mini-Muff allows for higher temperature operating conditions. Back pressure is kept at a minimum thanks to a large unobstructed inlet and exhaust surface area. All stainless steel construction is also available for very corrosive or sensitive situations.

This model has a 2" pipe thread and is easily attached directly to the exhaust ports of air-operated equipment.

Conn Size	Model Type	MALE NPT SVI Part #	Hex	Length
2" BSPT	M64	<b>AS-2214-97</b>	3.31	7.71
2" NPT	M64	<b>AS-2214-98</b>	3.31	7.71





## BLOW DOWN MUFFLER

<b>AS-2230-01</b>	MF101	1/8" Bronze Blowdown Muffler
<b>AS-2230-02</b>	MF102	1/4" Bronze Blowdown Muffler
<b>AS-2230-03</b>	MF103	3/8" Bronze Blowdown Muffler
<b>AS-2230-04</b>	MF104	1/2" Bronze Blowdown Muffler
<b>AS-2230-01E</b>	MF22	Replacement Element for 2230-001 and -002
<b>AS-2230-03E</b>	MF23	Replacement Element for 2230-003
<b>AS-2230-04E</b>	MF24	Replacement Element for 2230-004



## SPEED CONTROL MUFFLER

<b>AS-2230-01S</b>	MF101S	1/8" Speed Control Muffler
<b>AS-2230-02S</b>	MF102S	1/4" Speed Control Muffler
<b>AS-2230-03S</b>	MF103S	3/8" Speed Control Muffler
<b>AS-2230-04S</b>	MF104S	1/2" Speed Control Muffler
<b>AS-2230-01SE</b>	MF22S	Speed Control Repair Kit 2230-001S and -002S




---

### ***Looking for other muffler or noise control products?***

We offer a complete line of products to meet your needs! Call now 800-321-8173.

---

## BELTS

Looking for Belts for your Air Compressor? Whether you're looking for B section, 4L section, J section or other, give SVI a call! We'll get you the belt you need for your air compressor.





# REELCRAFT® HOSE REELS

## SVI Is A Full Line REELCRAFT Supplier

SVI distributor representatives field many calls daily and often times are asked to price and supply hose reels. To help fulfill these needs, SVI can now help distributors when your customers request a new reel here or there. Whether it be to replace a worn out reel or for shop expansion, SVI can supply the right reel.

All markets are covered with the Reelcraft product line. Use SVI as your one-stop shop and take advantage of your account to further increase your sales opportunities. To review the selection of reels go online to the SVI website or ask your favorite DSR to email the catalog booklet to you.

### HOSE REELS *of All Types*

- INDUSTRIAL
- AUTOMOTIVE
- FUEL DELIVERY
- AVIATION / GROUND SUPPORT
- SPRAYER / HYDROSEEDING
- TURF & IRRIGATION
- FIREFIGHTING
- SEWER / WELL CLEANING
- BOOM / CRANE
- STAINLESS STEEL
- CUSTOM REELS TO MEET YOUR SPECS

**SPECIAL OPTIONS AND CAPABILITIES AVAILABLE WITH CUSTOM REELS!**



**The next time someone asks for a new reel, let SVI help you.**

*Hose Reel Catalog and Information Online!*  
**www.sviinternational.com**



P  
a  
g  
e



## HOSE STOPS



Standard Style

Wide Style

*Many other styles and sizes available!*



*SVI offers a huge selection of hose stops—call today for your HOSE STOP CATALOG!*

## TWO PIECE “DONUT STYLE” HOSE BUMPERS, HOSE STOPS

Designed to provide slip-free performance on air, water, grease and oil hose. Two styles are available. L-style are the larger, wider style. **All hardware is included.**

### STANDARD

**BP-1525** for 3/8" ID - 5/8" to 23/32" OD hose

### WIDE STYLE (L-Style)

**BP-1527L** Wide-Style for 1/4" ID Hose

**BP-1525L** Wide-Style for 3/8" ID Hose

**BP-1526L** Wide-Style for 1/2" ID Hose

*Custom available upon request with quantity!*

## RUBBER PADS FOR AIR COMPRESSORS

Use SVI's rubber pads to reduce vibration noise from your air compressor. Don't see what you're looking for? We have other pads available. Give us a call!

### VIBRATION DAMPENING PADS


**Choose Your Size!**

**3" OR 4" SQUARE**

1" Thick  
5/8" Hole

Use SVI's Vibration Dampening Pads to reduce vibration noise from your air compressor and other equipment. **AS-2200-53 and -54 Pads** are constructed from extremely durable and long lasting, multiple-ply reinforced rubber.

SVI Part #	Description
AS-2200-53	Vibration Dampening Pad 3" Square x 1" Thick
AS-2200-53-4	Vibration Dampening Pads 3" Square x 1" Thick (Set of 4)
AS-2200-54	Vibration Dampening Pad 4" Square x 1" Thick
AS-2200-54-4	Vibration Dampening Pads 4" Square x 1" Thick (Set of 4)



**Rubber Blocks • 4-3/4" x 6-1/4"**

**BH-9756-86T** 1/2" Thick

**BH-9756-86** 1-1/2" Thick



**1/2" Thick**  
**BH-9756-86T**



**1-1/2" Thick**  
**BH-9756-86**



**BH-7205**  
4-3/8" x 3-1/2"



**BH-7232-94**  
4-3/4" Round



**SVI HAS THE FILTER PRODUCTS FOR THESE OEMS AND MORE!**

Have your OEM Part Number handy? Call SVI now: 800-321-8173

ABAC AMERICAN	CECO	GAST	MD BLOWERS	SHANGHAI SCREW
AC COMPRESSOR	CHAMCO	GE / JENBACHER	MECHANEQUIP	COMPRESSOR
ACE PURIFICATION	CHAMPION	GEMOC	MICRO-FILTRATION	SHANGHAI SUCCESS ENGINE
ADICOMP	CHAMPION AUSTRALIA	GENERON IGS	MIL'S	SHARPE MANUFACTURING
ADVANT-AIR	CHICAGO PNEUMATIC	GLOBALVAC	MILTON INDUSTRIES	COMPANY
AERZENER	CHINOOK	GNUTTI	MITSUISEIKI	SIEMENS VACUUM
AIR BLOK	CKD CORPORATION	GRAHAM WHITE	MMD EQUIPMENT	SMC
AIR COMPRESSOR SALES	CLARK-RELIANCE	GRAINGER	MOTIVAIR	SMITH COMPRESSOR
AIR FILTER ENGINEERING	CMC	GRAVER TECHNOLOGIES	MULTI-POWER	SMITH / SUPERIOR PORTABLE
AIR MAN / HOKUETSU	COAIRE	GREAT LAKES AIR PRODUCTS	MULTIQUIP	SOGEVAC
AIR POWER PRODUCTS LTD	COLEMAN	GREEN VALLEY COMPRESSOR	MYCOM	SOLBERG
AIR RELIEF	COMPAIR CANADA	GRIMMER SCHMIDT	NASH ELMO	SPECTRIX-MTA
AIR SYSTEMS INTERNATIONAL	COMPAIR USA	H & H SALES	NEWGATE TECHNOLOGIES	SPENCER TURBINE
AIR SYSTEMS PRODUCTS	COMPRESSORWORLD.COM	HANKISON	NORGREN	SQUIRE-COGSWELL
AIR TECHNOLOGIES	CONAIR FRANKLIN	HANOVER	NUMATICS	STELLAR INDUSTRIES
AIR/TAK	CONQUEST	HANSHIN	NUMATICS / DELTA SERIES	STERLING
AIRCEL	CONX EQUIPMENT (X-AIR)	HE SYSTEMS TECHNOLOGIES	OHIO MEDICAL	STIHL
AIRDYNE INTERNATIONAL	COPELAND SCROLL	HEADLINE	ONAN	STODDARD SILENCER
AIRJEK	CRAFTSMAN (SEARS)	HENDERSON / SAHARA	ORION	STOKES VACUUM
AIRMAZE	DABOCO	HERTZ KOMPRESSION	PALL/PCC	SULLAIR
AIRTECH	DANIEL L BOWERS	HIROSS	PALL/PPC	SULLIVAN / PALATEK
AIRTEK	DAVEY COMPRESSOR	HITACHI	PARKER HANNIFIN	SUMMIT INDUSTRIAL
ALCO PUMP	DEKKER VACUUM	HOFFMAN BLOWER	PARKER / POLYCOLD FINITE	PRODUCTS
ALMIG	DELTECH	HOLMAN	PAXTON BLOWER	SUPER-AIR
ALUP	DEMAG	HONDA	PECO	SUTORBILT
AMERICAN AIR	DEMAG WITTIG	HUSKY	PERFORMANCE FILTRATION	SYN-FLO
AMERICAN SYNTHOL	DEWALT	HYDRA SCREW	PIONEER AIR SYSTEMS	TAMROCK / TAMROTOR
AMETRADE	DOLLINGER	HYDROVANE	PIONEER-HANSHIN	TECHNOLAB
ANDEROL / NUODEX	DOMNICK HUNTER	IES	PNEUMATECH	TECHWEST TURBINE
APOLLO / MIDMARK	DONALDSON	INDIAN	PNEUTECH	INDUSTRIES
ARESCO	DONALDSON / AIRCEL	INDUSTRIAL AIR POWER	PORTER CABLE	TEMPRITE
ARROW PNEUMATICS	DONALDSON / ULTRAFILTER	INGERSOLL RAND	PORUS MEDIA	TEREX / REEDRILL
ATLAS COPCO	DRESSER RAND	INTERTEC TRADING	POSEIDON COMPRESSORS	TERMOMECCANICA
ATOMI	DRIAIRE	INTERVAC	POWEREX	THOMAS INDUSTRIES
AURORA	DRILLTECH	IOWA MOULD TOOLING	(CAMPBELL HAUSFELD)	TITAN
AVELAIR	DRYTEC	IPAC CANADA	POWERS	TORO
AXECO	DUNHAM BUSH	IRMER	PREMIER AIR SYSTEMS	TRAVAINI PUMP
BALSTON	DV SYSTEMS	JACOBSEN	PREVAC	TUTHILL / KINNEY PUMP
BAUER / ROTORCOMP	DVP	JAEGER	PUMA INDUSTRIES INC	ULTRA AIR
BEACH-RUSS	EAGLE COMPRESSOR	JAGUAR	PUREAIR	ULTRACHEM
BEACON MEDICAL GROUP	EAGLE PUMP & COMPRESSOR	JEMACO	PUREPOINT FILTRATION	UNITED AIR FILTER
BECKER PUMP	EASTERN AIR PRODUCTS	JOHN DEERE	SYSTEMS	UNIVERSAL
BEKO	EATON COMPRESSOR	JOHNSON CONTROLS	PURIGEN98	UNIVERSAL SILENCER
BELAIR COMPRESSED AIR	ECOAIR	JONELL	PUROLATOR	US AIR COMPRESSOR
BELLIS & MORCUM	ECOMPRESSEDAIR	JOY	QUINCY	VAN AIR SYSTEMS
BINKS	EDWARDS VACUUM	JUN-AIR	RADAELLI	VANAIR
BLITZ	ELGI	KAESER	RAMVAC	VILTER
BOC	EMGLO / JENNY PRODUCTS	KEMP	RECO	VMAC
BOGE KOMPRESSOREN	EUROPEA	KEYSTONE	REICHDRILL	WALKER FILTRATION
BOLENS	FES	KNORR	RENNER / SCHRADER AIR	WATTS FLUIDAIR
BOSS INDUSTRIES	FIAC	KOBALT (LOWE'S)	REPUBLIC BLOWER	WEATHERFORD
BOTTARINI	FILENCO	KOBELCO	RIETSCHLE	WEBSTER
BRAHMA	FILTERSOFT	KOHLER	ROGERS MACHINERY	WILKERSON
BRAUMA	FINI	KOMSAN	ROL-AIR	WOLKAIR
BRIGGS & STRATTON	FINITE FILTER	KUBOTA	ROTAIR	WOODGATE
BRITANIA	FLEETGUARD	LA PADANA	ROTARYAIRE	WOODWARD SALES
BROOMWADE	FLOTTMAN	LEYBOLD VACUUM	ROTRON BLOWER	WORLDAIR
BUCYRUS ERIE	FLUIDAIR	PRODUCTS	SABROE	WORTHINGTON
BULLARD	FPS	LILLY AIR SYSTEMS	SAGE ENERGY CORPORATION	XEBEC INC
BUMATEC	FRICK	LIQUID RECOVERY	SANBORN	YANMAR
BUSCH VACUUM	FS CURTIS	LUBRICPLATE LUBRICANTS	SANDVIK MINING &	ZANDER
CO2 SERVICE	FS ELLIOTT	M & M REFRIGERATION	CONSTRUCTION	ZEKS
C-AIRE	FU SHENG	MACAIR	SAYLOR BEALL	ZURN / GENERAL AIR
CAMERON COMPRESSION	FURUKAWA ROCK DRILL	MAKO COMPRESSOR	SCHRADER BELLOWS	
CAMPBELL HAUSFELD	FUSHENG	MANN FILTER	SCHRAMM	
CANADIAN AIR	GARDNER DENVER	MASPORT PUMP	SCHULTZ COMPRESSOR	
CECCATO / MARK	GAS COMPRESSOR DISCHARGE	MATTEI	SCROLLEX CORPORATION	

**FILTERS AND MORE— “AT” SERIES**

**DIRECTFIT™**



**AT-30150 Air Filter Element for many OEMs**

Air Comp Sales	S1183
Campbell-Hausfeld	ST073905AV
Champion	P05050A
CompAir USA	0076701
CompAir USA	43-662
DV Systems	355-9702
DV Systems	357-9700
Gardner Denver	2109994
Gast	AJ134B
Grainger	1R416
Grainger	4ZJ93
Ingersoll Rand	32170979
Johnson Controls	A-030-6023NP
Milton Industries	1053-2
Quincy	110377E075
Solberg	15
Thomas Ind.	C88072
Vanair	254284
Vanair	264284



**AT-29726 Air Filter Element for many OEMs**

S1076	Air Comp Sales
240-0739	C-Aire
ST073903AV	Campbell-Hausfeld
019-0023	Coleman
43-652	Compair USA
43-661	Compair USA
16404	Craftsman / Sears
357-9701	DV Systems
VA1118	FS Curtis
VA1163	FS Curtis
2109945	Gardner Denver
32171979	Ingersoll Rand
32282196	Ingersoll Rand
AM30800	John Deere
02-53-372	Johnson Controls
231847	Kohler
1052-2	Milton Industries
140-1188	Onan
111146E100	Quincy
CRIC100010043	Quincy
R431	RoI-Air
019-0023	Sanborn
6106	Saylor Beall
007.0118-0	Schultz Compressor
14	Solberg
243196	Sullair
19-1101	SVI Filters
1311 1210 00 SMALL	US Air Compressor
ELM-88	Worthington



**AT-35732 Air Filter Element for many OEMs**

L0713-5	CompAir USA
GSO-C5	Grimmer Schmidt
0713-5	Hankison
E3-32-10	Hankison
E5-32-10	Hankison
C3100	Kaeser
C3110	Kaeser
250011-829	Sullair
FH7135	SVI Filters



**AT-30607 Air Filter Element with Prefilter for many OEMs**

550	Green Valley Compressor
A4000-612	Johnson Controls
1620	Performance Filtration
14P	Solberg
19-2993	SVI Filters



## FILTERS AND MORE— “AT” SERIES

SVI offers Filters for All Brands of **Air Compressors, Blowers, Gas Industry, Refrigeration Industry, Vacuum Industry and Other Equipment** using filters! With SVI’s database of thousands of OEM cross reference numbers, we will get you the right filter for your customers’ equipment. Call today with your OEM Cross Reference # and we’ll get you the filters, accessories and parts you need!



- Air / Oil Separators
- Air Filters
- Oil Filters
- Coalescing Filters
- Synthetic Lubricants
- Filter Elements
- And More!



**Call SVI for  
a PDF of our  
OEM cross  
reference list.**

**800-321-8173**



## SOLBERG FILTERS

**SVI also offers name-brand SOLBERG® Products.**

Filtration • Separation • Silencing

Oil Mist Eliminators • Replacement Filter Elements

When it comes to compressors, having a clean inlet air stream will help reduce maintenance and energy costs. As the needs of the industry continue to expand, Solberg is keeping ahead of the curve, offering a variety of solutions designed specifically for the compressor market and SVI offers quick-turnaround on those popular products. Anything in stock is available for same-day shipping. Regardless of the size or type of compressor, SVI has the name-brand Solberg parts you need.



### COMMON REPAIR PARTS FOR AIR COMPRESSORS:

#### • Inlet Filtration and Silencing

- FS Series – Inlet filters with integrated silencing tubes for noise reduction
- SLCR/SLCRT Series – Tubular silencers
- F Series – Inlet filter assemblies designed for minimal pressure drop
- SpinMeister Filter Series (SM Series) – Offers dual-stage filtration to protect equipment in applications where extreme amounts of contaminant may clog standard filters in a short time period

#### • Discharge Filtration

- LG Series – Air/Oil Spin-On Separators (For use with rotary screw pumps)
- 51 Series – Air/Oil Top Hat Style Separators (For use with rotary screw pumps)





# SOLBERG BRAND FILTER SILENCERS AIR FILTER ELEMENTS

SVI is a distributor for Solberg Filtration, Separation and Silencing products and we offer the whole product line.

**Give us a call for the parts you don't see listed!  
800-321-8173**



## MINIATURE INLET FILTER SILENCERS

POLYESTER SVI Part #	POLYESTER Ref #	PAPER SVI Part #	PAPER Ref #	Dimensions	Replacement Filter	
					POLYESTER	PAPER
AS-2220-01	FS-05-025	AS-2220-53	FS-04-025	1/4" MNPT Outlet, 2-3/4" OAL	05	04
AS-2220-02	FS-05-038	AS-2220-54	FS-04-038	3/8" MNPT Outlet, 2-3/4" OAL	05	04
AS-2220-03	FS-07-038	AS-2220-55	FS-06-038	3/8" MNPT Outlet, 3-9/16" OAL	07	06
AS-2220-04	FS-05-050	AS-2220-56	FS-04-050	1/2" MNPT Outlet, 3" OAL	05	04
AS-2220-05	FS-07-050	AS-2220-57	FS-06-050	1/2" MNPT Outlet, 3-13/16" OAL	07	06
AS-2220-06	FS-11-050	AS-2220-58	FS-10-050	1/2" MNPT Outlet, 4-1/8" OAL	11	10
AS-2220-09	FS-07-075	AS-2220-60	FS-06-075	3/4" MNPT Outlet, 4-3/16" OAL	07	06
AS-2220-10	FS-11-075	AS-2220-61	FS-10-075	3/4" MNPT Outlet, 4-1/2" OAL	11	10
AS-2220-11	FS-11-100	AS-2220-63	FS-10-100	1" MNPT Outlet, 4-1/2" OAL	11	10

## COMPACT INLET FILTER SILENCERS

POLYESTER SVI Part #	POLYESTER Ref #	PAPER SVI Part #	PAPER Ref #	Dimensions	Replacement Filter	
					POLYESTER	PAPER
AS-2220-07	FS-15-050	AS-2220-59	FS-14-050	1/2" MNPT Outlet, 4" OAL	15	14
AS-2220-08	FS-15-075	AS-2220-62	FS-14-075	3/4" MNPT Outlet, 4" OAL	15	14
AS-2220-12	FS-15-100	AS-2220-64	FS-14-100	1" MNPT Outlet, 4" OAL	15	14
AS-2220-13	FS-19P-100	AS-2220-65	FS-18P-100	1" MNPT Outlet, 6 5/8" OAL	19P	18P
AS-2220-14	FS-19P-125	AS-2220-66	FS-18P-125	1 1/4" MNPT Outlet, 6 5/8" OAL	19P	18P
AS-2220-15	FS-19P-150	AS-2220-67	FS-18P-150	1 1/2" MNPT Outlet, 6 5/8" OAL	19P	18P
AS-2220-16	FS-31P-200	AS-2220-68	FS-30P-200	2" MNPT Outlet, 7 1/4" OAL	31P	30P
AS-2220-17	FS-231P-200	AS-2220-69	FS-230P-200	2" MNPT Outlet, 12 1/4" OAL	231P	230P
AS-2220-18	FS-31P-250	AS-2220-70	FS-30P-250	2 1/2" MNPT Outlet, 7 1/2" OAL	31P	30P
AS-2220-19	FS-231P-250	AS-2220-71	FS-230P-250	2 1/2" MNPT Outlet, 12 1/2" OAL	231P	230P
AS-2220-20	FS-231P-300	AS-2220-72	FS-230P-300	3" MNPT Outlet, 13" OAL	231P	230P
AS-2220-21	FS-235P-300	AS-2220-73	FS-234P-300	3" MNPT Outlet, 13" OAL	235P	234P
AS-2220-22	FS-275P-300	AS-2220-74	FS-274P-300	3" MNPT Outlet, 13" OAL	275P	274P
AS-2220-23	FS-235P-400	AS-2220-75	FS-234P-400	4" MNPT Outlet, 14" OAL	235P	234P
AS-2220-24	FS-275P-400	AS-2220-76	FS-274P-400	4" MNPT Outlet, 14" OAL	275P	274P
AS-2220-25	FS-245P-500	AS-2220-77	FS-244P-500	5" MNPT Outlet, 14" OAL	245P	244P
AS-2220-26	FS-275P-500	AS-2220-78	FS-274P-500	5" MNPT Outlet, 14" OAL	275P	274P
AS-2220-27	FS-275P-600	AS-2220-79	FS-274P-600	6" MNPT Outlet, 15" OAL	275P	274P



# SOLBERG BRAND INLET FILTER ASSEMBLIES

SVI is a distributor for Solberg Filtration, Separation and Silencing products and we offer the whole product line.

**Give us a call for the parts you don't see listed!  
800-321-8173**



## COMPACT INLET FILTER ASSEMBLIES

*Many other options available. Just ask!*

POLYESTER SVI Part #	POLYESTER Ref #	PAPER SVI Part #	PAPER Ref #	Dimensions	Replacement Filter	
					POLYESTER	PAPER
AS-2221-70	F-15-050	AS-2222-04	F-14-050	1/2" MNPT Outlet, 4" OAL	15	14
AS-2221-71	F-15-075	AS-2222-05	F-14-075	3/4" MNPT Outlet, 4" OAL	15	14
AS-2221-72	F-15-100	AS-2222-06	F-14-100	1" MNPT Outlet, 4" OAL	15	14
AS-2221-73	F-19P-100	AS-2222-07	F-18P-100	1" MNPT Outlet, 6-5/8" OAL	19P	18P
AS-2221-74	F-15-125	AS-2222-08	F-14-125	1-1/4" MNPT Outlet	15	14
AS-2221-75	F-19P-125	AS-2222-09	F-18P-125	1-1/4" MNPT Outlet, 6-5/8" OAL	19P	18P
AS-2221-76	F-19P-150	AS-2222-10	F-18P-150	1-1/2" MNPT Outlet, 6-5/8" OAL	19P	18P
AS-2221-77	F-31P-200	AS-2222-11	F-30P-200	2" MNPT Outlet, 7-1/4" OAL	31P	30P
AS-2221-78	F-231P-200	AS-2222-12	F-230P-200	2" MNPT Outlet, 12-1/4" OAL	231P	230P
AS-2221-79	F-31P-250	AS-2222-13	F-30P-250	2-1/2" MNPT Outlet, 7-1/2" OAL	31P	30P
AS-2221-80	F-231P-250	AS-2222-14	F-230P-250	2-1/2" MNPT Outlet, 12-1/2" OAL	231P	230P
AS-2221-81	F-231P-300	AS-2222-15	F-230P-300	3" MNPT Outlet, 13" OAL	231P	230P
AS-2221-82	F-235P-300	AS-2222-16	F-234P-300	3" MNPT Outlet, 13" OAL	235P	234P
AS-2221-83	F-275P-300	AS-2222-17	F-274P-300	3" MNPT Outlet, 13" OAL	275P	274P
AS-2221-84	F-235P-400	AS-2222-18	F-234P-400	4" MNPT Outlet, 14" OAL	235P	234P
AS-2221-85	F-275P-400	AS-2222-19	F-274P-400	4" MNPT Outlet, 14" OAL	275P	274P
AS-2221-86	F-245P-500	AS-2222-20	F-244P-500	5" MNPT Outlet, 14" OAL	245P	244P
AS-2221-87	F-275P-500	AS-2222-21	F-274P-500	5" MNPT Outlet, 14" OAL	275P	274P
AS-2221-88	F-275P-600	AS-2222-22	F-274P-600	6" MNPT Outlet, 15" OAL	275P	274P





# SOLBERG BRAND FILTER SILENCERS AIR FILTER ELEMENTS (CONTINUED)

SVI is a distributor for Solberg Filtration, Separation and Silencing products and we offer the whole product line.  
**Give us a call for the parts you don't see listed! 800-321-8173**

**ELEMENT ONLY - PAPER**

AS-2227-01	02	Air Filter Element - Paper
AS-2227-02	04	Air Filter Element - Paper
AS-2227-03	06	Air Filter Element - Paper
AS-2227-04	10	Air Filter Element - Paper
AS-2227-05	08	Air Filter Element - Paper
AS-2227-06	14	Air Filter Element - Paper
AS-2227-07	18	Air Filter Element - Paper
AS-2227-08	30	Air Filter Element - Paper
AS-2227-09	230	Air Filter Element - Paper
AS-2227-10	34	Air Filter Element - Paper
AS-2227-11	234	Air Filter Element - Paper
AS-2227-12	334	Air Filter Element - Paper
AS-2227-13	236	Air Filter Element - Paper
AS-2227-14	238	Air Filter Element - Paper
AS-2227-15	244	Air Filter Element - Paper
AS-2227-16	344	Air Filter Element - Paper
AS-2227-17	274	Air Filter Element - Paper
AS-2227-18	374	Air Filter Element - Paper
AS-2227-19	376	Air Filter Element - Paper
AS-2227-20	384	Air Filter Element - Paper
AS-2227-21	484	Air Filter Element - Paper
AS-2227-22	800	Air Filter Element - Paper
AS-2227-23	802	Air Filter Element - Paper
AS-2227-24	804	Air Filter Element - Paper
AS-2227-25	806	Air Filter Element - Paper
AS-2227-26	808	Air Filter Element - Paper
AS-2227-27	810	Air Filter Element - Paper
AS-2227-28	812	Air Filter Element - Paper
AS-2227-29	814	Air Filter Element - Paper
AS-2227-30	816	Air Filter Element - Paper
AS-2227-31	818	Air Filter Element - Paper
AS-2227-32	820	Air Filter Element - Paper
AS-2227-33	822	Air Filter Element - Paper
AS-2227-34	824	Air Filter Element - Paper
AS-2227-35	826	Air Filter Element - Paper
AS-2227-36	828	Air Filter Element - Paper
AS-2227-37	830	Air Filter Element - Paper
AS-2227-38	832	Air Filter Element - Paper
AS-2227-39	834	Air Filter Element - Paper
AS-2227-40	836	Air Filter Element - Paper
AS-2227-41	838	Air Filter Element - Paper
AS-2227-42	840	Air Filter Element - Paper
AS-2227-43	842	Air Filter Element - Paper
AS-2227-44	844	Air Filter Element - Paper
AS-2227-45	846	Air Filter Element - Paper
AS-2227-46	848	Air Filter Element - Paper
AS-2227-47	850	Air Filter Element - Paper
AS-2227-48	850/1	Air Filter Element - Paper
AS-2227-49	852	Air Filter Element - Paper

AS-2227-50	854	Air Filter Element - Paper
AS-2227-51	856	Air Filter Element - Paper
AS-2227-52	858	Air Filter Element - Paper
AS-2227-53	862	Air Filter Element - Paper
AS-2227-54	868	Air Filter Element - Paper
AS-2227-55	870	Air Filter Element - Paper
AS-2227-56	872	Air Filter Element - Paper
AS-2227-57	874	Air Filter Element - Paper
AS-2227-58	878	Air Filter Element - Paper
AS-2227-59	890	Air Filter Element - Paper
AS-2227-60	892	Air Filter Element - Paper
AS-2227-61	896	Air Filter Element - Paper
AS-2227-62	898	Air Filter Element - Paper

**ELEMENT WITH PREFILTER - PAPER**

AS-2226-79	08P	Air Filter Element - Paper w/ Prefilter
AS-2226-80	14P	Air Filter Element - Paper w/ Prefilter
AS-2226-81	18P	Air Filter Element - Paper w/ Prefilter
AS-2226-82	30P	Air Filter Element - Paper w/ Prefilter
AS-2226-83	230P	Air Filter Element - Paper w/ Prefilter
AS-2226-84	34P	Air Filter Element - Paper w/ Prefilter
AS-2226-85	234P	Air Filter Element - Paper w/ Prefilter
AS-2226-86	334P	Air Filter Element - Paper w/ Prefilter
AS-2226-87	236P	Air Filter Element - Paper w/ Prefilter
AS-2226-88	238P	Air Filter Element - Paper w/ Prefilter
AS-2226-89	244P	Air Filter Element - Paper w/ Prefilter
AS-2226-90	344P	Air Filter Element - Paper w/ Prefilter
AS-2226-91	274P	Air Filter Element - Paper w/ Prefilter
AS-2226-92	374P	Air Filter Element - Paper w/ Prefilter
AS-2226-93	376P	Air Filter Element - Paper w/ Prefilter
AS-2226-94	384P	Air Filter Element - Paper w/ Prefilter
AS-2226-95	484P	Air Filter Element - Paper w/ Prefilter
AS-2226-96	842P	Air Filter Element - Paper w/ Prefilter
AS-2226-97	848P	Air Filter Element - Paper w/ Prefilter
AS-2226-98	850P	Air Filter Element - Paper w/ Prefilter
AS-2226-99	850/1P	Air Filter Element - Paper w/ Prefilter





# SOLBERG BRAND REPLACEMENT AIR FILTER ELEMENTS (CONTINUED)

SVI is a distributor for Solberg Filtration, Separation and Silencing products and we offer the whole product line. **Give us a call for the parts you don't see listed! 800-321-8173**

## ELEMENT ONLY - POLYESTER

AS-2226-23	03	Air Filter Element - Polyester
AS-2226-24	05	Air Filter Element - Polyester
AS-2226-25	07	Air Filter Element - Polyester
AS-2226-26	11	Air Filter Element - Polyester
AS-2226-27	09	Air Filter Element - Polyester
AS-2226-28	15	<b>Air Filter Element - Polyester</b>
AS-2226-63	25	Air Filter Element - Polyester (odd size)
AS-2226-29	19	<b>Air Filter Element - Polyester</b>
AS-2226-30	31	Air Filter Element - Polyester
AS-2226-31	231	Air Filter Element - Polyester
AS-2226-32	35	Air Filter Element - Polyester
AS-2226-33	235	Air Filter Element - Polyester
AS-2226-34	335	Air Filter Element - Polyester
AS-2226-35	237	Air Filter Element - Polyester
AS-2226-36	239	Air Filter Element - Polyester
AS-2226-37	245	Air Filter Element - Polyester
AS-2226-38	345	Air Filter Element - Polyester
AS-2226-39	275	Air Filter Element - Polyester
AS-2226-40	375	Air Filter Element - Polyester
AS-2226-41	377	Air Filter Element - Polyester
AS-2226-42	385	Air Filter Element - Polyester
AS-2226-43	485	Air Filter Element - Polyester
AS-2226-44	685	Air Filter Element - Polyester
AS-2226-45	825	Air Filter Element - Polyester
AS-2226-46	827	Air Filter Element - Polyester
AS-2226-47	841	Air Filter Element - Polyester
AS-2226-48	843	Air Filter Element - Polyester
AS-2226-49	845	Air Filter Element - Polyester
AS-2226-50	847	Air Filter Element - Polyester
AS-2226-51	849	Air Filter Element - Polyester
AS-2226-52	851	Air Filter Element - Polyester
AS-2226-53	851/1	Air Filter Element - Polyester
AS-2226-54	857	Air Filter Element - Polyester
AS-2226-55	859	Air Filter Element - Polyester
AS-2226-56	863	Air Filter Element - Polyester
AS-2226-57	879	Air Filter Element - Polyester
AS-2226-58	897	Air Filter Element - Polyester

## ELEMENT WITH PREFILTER - POLYESTER

AS-2226-01	09P	Air Filter Element - Polyester w/ Prefilter
AS-2226-02	15P	Air Filter Element - Polyester w/ Prefilter
AS-2226-03	19P	<b>Air Filter Element - Polyester w/ Prefilter</b>
AS-2226-04	31P	<b>Air Filter Element - Polyester w/ Prefilter</b>
AS-2226-05	231P	<b>Air Filter Element - Polyester w/ Prefilter</b>
AS-2226-06	35P	Air Filter Element - Polyester w/ Prefilter
AS-2226-07	235P	Air Filter Element - Polyester w/ Prefilter
AS-2226-08	335P	Air Filter Element - Polyester w/ Prefilter
AS-2226-09	237P	Air Filter Element - Polyester w/ Prefilter
AS-2226-10	239P	Air Filter Element - Polyester w/ Prefilter
AS-2226-11	245P	Air Filter Element - Polyester w/ Prefilter
AS-2226-12	345P	Air Filter Element - Polyester w/ Prefilter
AS-2226-13	275P	Air Filter Element - Polyester w/ Prefilter
AS-2226-14	375P	Air Filter Element - Polyester w/ Prefilter
AS-2226-15	377P	Air Filter Element - Polyester w/ Prefilter
AS-2226-16	385P	Air Filter Element - Polyester w/ Prefilter
AS-2226-17	485P	Air Filter Element - Polyester w/ Prefilter
AS-2226-18	685P	Air Filter Element - Polyester w/ Prefilter
AS-2226-19	843P	Air Filter Element - Polyester w/ Prefilter
AS-2226-20	849P	Air Filter Element - Polyester w/ Prefilter
AS-2226-21	851P	Air Filter Element - Polyester w/ Prefilter
AS-2226-22	851/1P	Air Filter Element - Polyester w/ Prefilter

## ELEMENT - WIRE MESH

*Also available with prefilter. Please ask.*

AS-2226-59	08S	Air Filter Element - Wire Mesh
AS-2226-60	14S	Air Filter Element - Wire Mesh
AS-2226-61	18S	Air Filter Element - Wire Mesh
AS-2226-62	30S	Air Filter Element - Wire Mesh
AS-2226-63	230S	Air Filter Element - Wire Mesh
AS-2226-64	34S	Air Filter Element - Wire Mesh
AS-2226-65	234S	Air Filter Element - Wire Mesh
AS-2226-66	334S	Air Filter Element - Wire Mesh
AS-2226-67	236S	Air Filter Element - Wire Mesh
AS-2226-68	244S	Air Filter Element - Wire Mesh
AS-2226-69	344S	Air Filter Element - Wire Mesh
AS-2226-70	274S	Air Filter Element - Wire Mesh
AS-2226-71	374S	Air Filter Element - Wire Mesh
AS-2226-72	376S	Air Filter Element - Wire Mesh
AS-2226-73	384S	Air Filter Element - Wire Mesh
AS-2226-74	484S	Air Filter Element - Wire Mesh
AS-2226-75	842S	Air Filter Element - Wire Mesh
AS-2226-76	848S	Air Filter Element - Wire Mesh
AS-2226-77	850S	Air Filter Element - Wire Mesh
AS-2226-78	850S/1	Air Filter Element - Wire Mesh



**GAUGES**

SVI Part #	Description
BH-7070A-11	Gauge, 1/8" NPT Center Back, 0-160psi, 1-1/2" face
AS-0638-007	MILTON Gauge, 1/8" NPT Center Back, 0-160 psi, 1-1/2" facet
AS-0657-004	MILTON Gauge, 1/8" NPT Center Mount, 0-150 psi, 1-1/4" face
AS-1188	MILTON Gauge, 1/8" NPT, Mini Center Back, 0-60 psi, 1-1/2" face
AS-1189	MILTON Gauge, 1/8" NPT, Mini Center Back, 0-160 psi, 1-1/2" face
AS-1174-007	MILTON Gauge, 1/4" NPT, Center Back, 0-100 psi, 1-1/2" face
AS-1190	MILTON Gauge, 1/4" NPT, Center Back, 0-60 psi, 2" face
AS-1191	MILTON Gauge, 1/4" NPT, Center Back, 0-160 psi, 2" face
AS-2400-34	Gauge, 1/4" NPT Center Back, 0-200psi
AS-1192	MILTON Gauge, 1/4" NPT, Center Back, 0-300 psi, 2" face
AS-2400-36	Gauge, 1/4" Center Back-Liquid 0-300psi
AS-1193	MILTON Gauge, 1/4" NPT Lower Mount, 0-60 psi, 2" face
AS-1194	MILTON Gauge, 1/4" NPT Lower Mount, 0-160 psi, 2" face
AS-1195	MILTON Gauge, 1/4" NPT Lower Mount, 0-300 psi, 2" face
AS-2400-37	Gauge, 1/8" NPT Lower Mount, 0-160psi
AS-2400-38	Gauge, 1/4" NPT Lower Mount, 0-200psi
AS-2400-40	Gauge, 1/2" NPT Lower Mount, 0-300psi
AS-2400-41	Gauge, 2.5" Lower Mount - Liquid 0-30 vacuum
AS-2400-42	Gauge, 2.5" Lower Mount - Liquid 0-200psi
AS-2400-53	Gauge, 2" NPT Panel-Type, 0-200psi
AS-2400-54	Gauge, 2.5" NPT Panel-Type, 0-200psi
AS-2400-55	Gauge, Temperature, 2" NPT Panel-Type, 10' Lead
AS-2400-56	Gauge, Temperature, 2" NPT Panel-Type, 10' Lead
AS-2400-57	Gauge, Temperature, 3.5" x 1/4" Panel-Type
AS-2400-58	Gauge, Hour Meter, Panel-Type, 2" 115V



**BH-7070A-11**  
Pressure Gauge 1/8" NPT Center Back 0-160 psi 1-1/2" Face



**AS-1195**  
Pressure Gauge 1/4" NPT Lower Mount 0-300 psi 2" Face

*Looking for different gauge / gage options? Most likely we already have it, or we will get it. Just call and ask.*

**PRESSURE SWITCHES**

SVI Part #	Reference	Reference #	Description
AS-2400-01	Furnas	69HAU1	Pressure Switch w/ Unloader 140/175
AS-2400-02	Furnas	69HAU3	Pressure Switch, Unloader 30/40
AS-2400-03	Furnas	69JF7LY2C / 69MB7LY2C	Pressure Switch Unloader On/Off Mnl
AS-2400-04	Furnas	69JF7Y / 69MB7Y	Pressure Switch, Unloader 95/125
AS-2400-05	Furnas	69JF9Y / 69MB8Y	Pressure Switch, Unloader 140/175
AS-2400-06	Furnas	69JG9LY2C	Pressure Switch, Unloader On/Off Mnl
AS-2400-07	Square D	9012-GNG-5	Pressure Switch, Adj, 3-150
AS-2400-08	Square D	9013FHG-12J52	Pressure Switch, Standard 95/125
AS-2400-09	Square D	9013FHG-12J52MIX	Pressure Switch
AS-2400-10	Square D	9013FHG-12J52X	Pressure Switch, Unloader 95/125
AS-2400-11	Square D	9013FHG-14J52MIX	Pressure Switch
AS-2400-12	Square D	9013FHG-12J52X	Pressure Switch
AS-2400-13	Square D	9013FHG-14J52MIX	Pressure Switch
AS-2400-14	Square D	9013FHG-32J52	Pressure Switch
AS-2400-15	Square D	9013FHG-42J59	Pressure Switch
AS-2400-16	Square D	9013FHG-42J59X	Pressure Switch
AS-2400-17	Square D	9013GHB-2J58X	Pressure Switch
AS-2400-18	Square D	9013GHG-6J62	Pressure Switch



SVI Part #	Reference	Reference #	Description
AS-2400-19	Square D	9013GHG-6J62X	Pressure Switch
AS-2400-20	Square D	9013GHR-2J57X	Pressure Switch
AS-2400-21	Square D	9016GAW-1	Pressure Switch
AS-2400-22	Unoair	3004011D	Pressure Switch
AS-2400-23	Unoair	3004011G	Pressure Switch
AS-2400-24	Unoair	3004011I	Pressure Switch
AS-2400-25	Unoair	3004011P	Pressure Switch
AS-2400-26	Unoair	3004014G	Pressure Switch
AS-2400-27	Unoair	3004014H	Pressure Switch
AS-2400-28	Furnas	69MC8LY2C	Pressure Switch w/ Unloader 115-150psi
AS-2400-29	Ingersoll-Rand	23474653	Pressure Switch
AS-2400-30	Puma	2E21-036TB	Pressure Switch, 65-125psi
AS-2400-31	Furnas	69MC8LY2C	Pressure Switch

**Looking for a pressure switch? Give us a call.**



# RECOIL AIR HOSE - NYLON

**BENEFITS:**

- Heavy duty brass fittings assure longer service life in rugged industrial environments.
- High quality Nylon 11 formulation resists moisture absorption, making it the superior nylon tubing choice for most applications.

**NOTE:** For impact tool applications, we strongly recommend the use of a rigid fitting at the working (tool) end to assure a safer and more durable connection.

**COLOR OPTIONS:**

1/8" ID is available in blue only. All other hoses are available in yellow (standard) or red (add suffix "R" to end of model number).

This lightweight, permanently-coiled hose is manufactured from tough, abrasion-resistant Nylon 11 and designed to withstand temperatures between -60° F and +200° F. Each assembly is supplied with durable brass compression fittings, tube inserts and hose ferrules. Spring guards for additional strain relief are also provided on all assemblies, except 3/4".



**SPECIFICATIONS:**

SVI #	Ref #	Tube ID	Tube OD	Wall Thickness	Working Pressure at 70° F	Nominal Coil OD	Retracted Length	Recommended Working Length	Nominal Weight 25'	Std. Color
----	N18-25	1/8"	.182/.189	.029+/- .003	315 psi	1-1/2"	14-3/8"	22'	4 oz.	Blue
AS-2230-18	N316-25	3/16	.247/.253	.031+/- .003	230 psi	2-7/8"	9-1/2"	22'	8 oz.	Yellow
AS-2230-32	N14-25	1/4"	.305/.313	.033+/- .003	185 psi	3-1/2"	10-1/2"	22'	10 oz.	Yellow
AS-2230-47	N516-25	5/16"	.369/.377	.037+/- .003	175 psi	4-5/8"	10-1/2"	22'	12 oz.	Yellow
AS-2230-70	N38-25	3/8"	.465/.475	.045+/- .003	165 psi	5-5/8"	10-1/4"	21'	16 oz.	Yellow
AS-2230-95	N12-25	1/2"	.620/.630	.062+/- .003	170 psi	9"	9"	18'	30 oz.	Yellow
AS-2231-09	N34-25	3/4"	.878/.886	.066+/- .033	120 psi	12-1/2"	9"	17'	34 oz.	Yellow

SVI #	Ref #	Tube ID x Length	Ends
AS-2230-10	N18-5B	1/8" ID x 5'	1/8" MPT (2) Swivel
AS-2230-05	N18-10B	1/8" ID x 10'	1/8" MPT (2) Swivel
AS-2230-06	N18-15B	1/8" ID x 15'	1/8" MPT (2) Swivel
AS-2230-07	N18-20B	1/8" ID x 20'	1/8" MPT (2) Swivel
AS-2230-08	N18-25B	1/8" ID x 25'	1/8" MPT (2) Swivel
AS-2230-09	N18-50	1/8" ID x 50'	No Fittings
AS-2230-12	N316-12	3/16" ID x 12'	1/4" MPT (2) Rigid
AS-2230-13	N316-12A	3/16" ID x 12'	1/4" MPT 1-Rigid & 1-Swivel
AS-2230-14	N316-12B	3/16" ID x 12'	1/4" MPT (2) Swivel
AS-2230-15	N316-17	3/16" ID x 17'	1/4" MPT (2) Rigid
AS-2230-16	N316-17A	3/16" ID x 17'	1/4" MPT 1-Rigid & 1-Swivel
AS-2230-17	N316-17B	3/16" ID x 17'	1/4" MPT (2) Swivel
AS-2230-18	N316-25	3/16" ID x 25'	1/4" MPT (2) Rigid
AS-2230-19	N316-25A	3/16" ID x 25'	1/4" MPT 1-Rigid & 1-Swivel
AS-2230-20	N316-25B	3/16" ID x 25'	1/4" MPT (2) Swivel
AS-2230-21	N316-50	3/16" ID x 50'	1/4" MPT (2) Rigid
AS-2230-22	N316-50A	3/16" ID x 50'	1/4" MPT 1-Rigid & 1-Swivel
AS-2230-23	N316-50B	3/16" ID x 50'	1/4" MPT (2) Swivel
AS-2230-11	N316-100	3/16" ID x 100'	No Fittings

SVI #	Ref #	Tube ID x Length	Ends
AS-2230-25	N14-12	1/4" ID x 12'	1/4" MPT (2) Rigid
AS-2230-26	N14-12A	1/4" ID x 12'	1/4" MPT 1-Rigid & 1-Swivel
AS-2230-27	N14-12B	1/4" ID x 12'	1/4" MPT (2) Swivel
AS-2230-28	N14-12BP	1/4" ID x 12'	1/4" BSPT (2) Swivel
AS-2230-29	N14-17	1/4" ID x 17'	1/4" MPT (2) Rigid
AS-2230-30	N14-17A	1/4" ID x 17'	1/4" MPT 1-Rigid & 1-Swivel
AS-2230-31	N14-17B	1/4" ID x 17'	1/4" MPT (2) Swivel
AS-2230-32	N14-25	1/4" ID x 25'	1/4" MPT (2) Rigid
AS-2230-33	N14-25A	1/4" ID x 25'	1/4" MPT 1-Rigid & 1-Swivel
AS-2230-34	N14-25B	1/4" ID x 25'	1/4" MPT (2) Swivel
AS-2230-35	N14-50	1/4" ID x 50'	1/4" MPT (2) Rigid
AS-2230-36	N14-50A	1/4" ID x 50'	1/4" MPT 1-Rigid & 1-Swivel
AS-2230-37	N14-50B	1/4" ID x 50'	1/4" MPT (2) Swivel
AS-2230-38	N14-50BP	1/4" ID x 50'	1/4" BSPT (2) Swivel
AS-2230-24	N14-100	1/4" ID x 100'	No Fittings



## RECOIL AIR HOSE - NYLON

SVI #	Ref #	Tube ID x Length	Ends
AS-2230-40	N516-12	5/16" ID x 12'	1/4" MPT (2) Rigid
AS-2230-41	N516-12A	5/16" ID x 12'	1/4" MPT 1-Rigid & 1-Swivel
AS-2230-42	N516-12B	5/16" ID x 12'	1/4" MPT (2) Swivel
AS-2230-43	N516-12BP	5/16" ID x 12'	1/4" MPT BSPT Swivel
AS-2230-44	N516-17	5/16" ID x 17'	1/4" MPT (2) Rigid
AS-2230-45	N516-17A	5/16" ID x 17'	1/4" MPT 1-Rigid & 1-Swivel
AS-2230-46	N516-17B	5/16" ID x 17'	1/4" MPT (2) Swivel
AS-2230-47	N516-25	5/16" ID x 25'	1/4" MPT (2) Rigid
AS-2230-48	N516-25A	5/16" ID x 25'	1/4" MPT 1-Rigid & 1-Swivel
AS-2230-49	N516-25B	5/16" ID x 25'	1/4" MPT (2) Swivel
AS-2230-50	N516-25BP	5/16" ID x 25'	1/4" BSPT (2) Swivel
AS-2230-51	N516-50	5/16" ID x 50'	1/4" MPT (2) Rigid
AS-2230-52	N516-50A	5/16" ID x 50'	1/4" MPT 1-Rigid & 1-Swivel
AS-2230-53	N516-50B	5/16" ID x 50'	1/4" MPT (2) Swivel
AS-2230-54	N516-50BP	5/16" ID x 50'	1/4" BSPT (2) Swivel
AS-2230-39	N516-100	5/16" ID x 100'	No Fittings
AS-2230-56	N38-12	3/8" ID x 12'	3/8" MPT (2) Rigid
AS-2230-57	N38-124	3/8" ID x 12'	1/4" MPT (2) Rigid
AS-2230-58	N38-124A	3/8" ID x 12'	1/4" MPT 1-Rigid & 1-Swivel
AS-2230-59	N38-124B	3/8" ID x 12'	1/4" MPT (2) Swivel
AS-2230-60	N38-12A	3/8" ID x 12'	3/8" MPT 1-Rigid & 1-Swivel
AS-2230-61	N38-12B	3/8" ID x 12'	3/8" MPT (2) Swivel
AS-2230-62	N38-12CC14	3/8" ID x 12'	1/4 ARO Couplers
AS-2230-63	N38-12CC15	3/8" x 12'	1/4" Industrial Cplr/Conn
AS-2230-64	N38-17	3/8" ID x 17'	3/8" MPT (2) Rigid
AS-2230-65	N38-174	3/8" ID x 17'	1/4" MPT (2) Rigid
AS-2230-66	N38-174A	3/8" ID x 17'	1/4" MPT 1-Rigid & 1-Swivel
AS-2230-67	N38-174B	3/8" ID x 17'	1/4" MPT (2) Swivel
AS-2230-68	N38-17A	3/8" ID x 17'	3/8" MPT 1-Rigid & 1-Swivel
AS-2230-69	N38-17B	3/8" ID x 17'	3/8" MPT (2) Swivel
AS-2230-70	N38-25	3/8" ID x 25'	3/8" MPT (2) Rigid
AS-2230-71	N38-254	3/8" ID x 25'	1/4" MPT (2) Rigid
AS-2230-72	N38-25CC14	3/8 ID x 25'	1/4" ARO Cplr/Conn on either end
AS-2230-73	N38-25CC15	3/8 ID x 25'	1/4" Industrial Cplr/ Conn on either end
AS-2230-74	N38-254A	3/8" ID x 25'	1/4" MPT 1-Rigid & 1-Swivel
AS-2230-75	N38-254B	3/8" ID x 25'	1/4" MPT (2) Swivel
AS-2230-76	N38-25A	3/8" ID x 25'	3/8" MPT 1-Rigid & 1-Swivel
AS-2230-77	N38-25B	3/8" ID x 25'	3/8" MPT (2) Swivel
AS-2230-78	N38-25BP	3/8" ID x 25'	3/8" MPT Swivel, BSPT

SVI #	Ref #	Tube ID x Length	Ends
AS-2230-79	N38-50	3/8" ID x 50'	3/8" MPT (2) Rigid
AS-2230-80	N38-504	3/8" ID x 50'	1/4" MPT (2) Rigid
AS-2230-81	N38-50CC14	3/8 ID x 50'	1/4" ARO Cplr/ Conn on either end
AS-2230-82	N38-50CC15	3/8 ID x 50'	1/4" Industrial Cplr/ Conn on either end
AS-2230-83	N38-504A	3/8" ID x 50'	1/4" MPT 1-Rigid & 1-Swivel
AS-2230-84	N38-504B	3/8" ID x 50'	1/4" MPT (2) Swivel
AS-2230-85	N38-50A	3/8" ID x 50'	3/8" MPT 1-Rigid & 1-Swivel
AS-2230-86	N38-50B	3/8" ID x 50'	3/8" MPT (2) Swivel
AS-2230-87	N38-50BP	3/8" ID x 50'	3/8" BSPT (2) Swivel
AS-2230-55	N38-100	3/8" ID x 100'	No Fittings
AS-2230-89	N12-12	1/2" ID x 12'	1/2" MPT (2) Rigid
AS-2230-90	N12-12A	1/2" ID x 12'	1/2" MPT 1-Rigid & 1-Swivel
AS-2230-91	N12-12B	1/2" ID x 12'	1/2" MPT (2) Swivel
AS-2230-92	N12-17	1/2" ID x 17'	1/2" MPT (2) Rigid
AS-2230-93	N12-17A	1/2" ID x 17'	1/2" MPT 1-Rigid & 1-Swivel
AS-2230-94	N12-17B	1/2" ID x 17'	1/2" MPT (2) Swivel
AS-2230-95	N12-25	1/2" ID x 25'	1/2" MPT (2) Rigid
AS-2230-96	N12-25A	1/2" ID x 25'	1/2" MPT 1-Rigid & 1-Swivel
AS-2230-97	N12-25B	1/2" ID x 25'	1/2" MPT (2) Swivel
AS-2230-98	N12-50	1/2" ID x 50'	1/2" MPT (2) Rigid
AS-2230-99	N12-50A	1/2" ID x 50'	1/2" MPT 1-Rigid & 1-Swivel
AS-2231-01	N12-50B	1/2" ID x 50'	1/2" MPT (2) Swivel
AS-2230-88	N12-100	1/2" ID x 100'	No Fittings
AS-2231-03	N34-12	3/4" ID x 12'	3/4" MPT (2) Rigid
AS-2231-04	N34-12A	3/4" ID x 12'	3/4" MPT 1-Rigid & 1-Swivel
AS-2231-05	N34-12B	3/4" ID x 12'	3/4" MPT (2) Swivel
AS-2231-06	N34-17	3/4" ID x 17'	3/4" MPT (2) Rigid
AS-2231-07	N34-17A	3/4" ID x 17'	3/4" MPT 1-Rigid & 1-Swivel
AS-2231-08	N34-17B	3/4" ID x 17'	3/4" MPT (2) Swivel
AS-2231-09	N34-25	3/4" ID x 25'	3/4" MPT (2) Rigid
AS-2231-10	N34-25A	3/4" ID x 25'	3/4" MPT 1-Rigid & 1-Swivel
AS-2231-11	N34-25B	3/4" ID x 25'	3/4" MPT (2) Swivel
AS-2231-12	N34-50	3/4" ID x 50'	3/4" MPT (2) Rigid
AS-2231-13	N34-50A	3/4" ID x 50'	3/4" MPT 1-Rigid & 1-Swivel
AS-2231-14	N34-50B	3/4" ID x 50'	3/4" MPT (2) Swivel
AS-2231-15	N34-100	3/4" ID x 100'	No Fittings



# STOWAWAY™ HEAVY DUTY NYLON AIR HOSE

Stowaway Heavy Duty Nylon Air Hose features extra heavy wall thickness to meet the requirements of the most demanding applications. Heavy walls provide additional protection against oil, grease, gasoline and abrasion as well as increased working pressure. Available in Blue.

**APPLICATIONS:**

- Air Hoists
- Construction Sites
- Heavy Duty Tools
- Chippers
- Cement Plants
- Truck Maintenance & Repairs
- Mining Operations
- Moving Cylinders



**NOTE:** For impact tool applications, we strongly recommend the use of a rigid fitting at the working (tool) end to assure a safer and more durable connection.

**SPECIFICATIONS:**

SVI #	Ref #	Tube ID	Tube OD	Wall Thickness	Working Pressure at 70° F	Nominal Coil OD	Retracted Length	Recommended Working Length	Nominal Weight 25'	Std. Color
AS-2231-46	S14-25	1/4"	.309/.315	.038+/- .003	220 psi	3-1/2"	10-1/2"	22'	13 oz.	Blue
AS-2231-65	S38-25	3/8"	.495/.505	.062+/- .004	230 psi	5-5/6"	10-1/4"	21'	20 oz.	Blue

SVI #	Ref #	Tube ID x Length	Ends
AS-2231-40	S14-12	1/4" ID x 12'	1/4" MPT Rigid
AS-2231-41	S14-12A	1/4" ID x 12'	1/4" MPT Rgd x Swivel
AS-2231-42	S14-12B	1/4" ID x 12'	1/4" MPT Swivel
AS-2231-43	S14-17	1/4" ID x 17'	1/4" MPT Rigid
AS-2231-44	S14-17A	1/4" ID x 17'	1/4" MPT Rgd x Swivel
AS-2231-45	S14-17B	1/4" ID x 17'	1/4" MPT Swivel
AS-2231-46	S14-25	1/4" ID x 25'	1/4" MPT Rigid
AS-2231-47	S14-25A	1/4" ID x 25'	1/4" MPT Rgd x Swivel
AS-2231-48	S14-25B	1/4" ID x 25'	1/4" MPT Swivel
AS-2231-49	S14-50	1/4" ID x 50'	1/4" MPT Rigid
AS-2231-50	S14-50A	1/4" ID x 50'	1/4" MPT Rgd x Swivel
AS-2231-51	S14-50B	1/4" ID x 50'	1/4" MPT Swivel
AS-2231-39	S14-100	1/4" ID x 100'	No Fittings

SVI #	Ref #	Tube ID x Length	Ends
AS-2231-53	S38-12	3/8" ID x 12'	3/8" MPT (2) Rigid
AS-2231-54	S38-124	3/8" ID x 12'	1/4" MPT (2) Rigid
AS-2231-55	S38-124A	3/8" ID x 12'	1/4" MPT 1-Rigid & 1-Swivel
AS-2231-56	S38-124B	3/8" ID x 12'	1/4" MPT (2) Swivel
AS-2231-57	S38-12A	3/8" ID x 12'	3/8" MPT 1-Rigid & 1-Swivel
AS-2231-58	S38-12B	3/8" ID x 12'	3/8" MPT (2) Swivel
AS-2231-59	S38-17	3/8" ID x 17'	3/8" MPT (2) Rigid
AS-2231-60	S38-174	3/8" ID x 17'	1/4" MPT (2) Rigid
AS-2231-61	S38-174A	3/8" ID x 17'	1/4" MPT 1-Rigid & 1-Swivel
AS-2231-62	S38-174B	3/8" ID x 17'	1/4" MPT (2) Swivel
AS-2231-63	S38-17A	3/8" ID x 17'	3/8" MPT 1-Rigid & 1-Swivel
AS-2231-64	S38-17B	3/8" ID x 17'	3/8" MPT (2) Swivel
AS-2231-65	S38-25	3/8" ID x 25'	3/8" MPT (2) Rigid
AS-2231-66	S38-254	3/8" ID x 25'	1/4" MPT (2) Rigid
AS-2231-67	S38-254A	3/8" ID x 25'	1/4" MPT 1-Rigid & 1-Swivel
AS-2231-68	S38-254B	3/8" ID x 25'	1/4" MPT (2) Swivel
AS-2231-69	S38-25A	3/8" ID x 25'	3/8" MPT 1-Rigid & 1-Swivel
AS-2231-70	S38-25B	3/8" ID x 25'	3/8" MPT (2) Swivel
AS-2231-71	S38-50	3/8" ID x 50'	3/8" MPT (2) Rigid
AS-2231-72	S38-504	3/8" ID x 50'	1/4" MPT (2) Rigid
AS-2231-73	S38-504A	3/8" ID x 50'	1/4" MPT 1-Rigid & 1-Swivel
AS-2231-74	S38-504B	3/8" ID x 50'	1/4" MPT (2) Swivel
AS-2231-75	S38-50A	3/8" ID x 50'	3/8" MPT 1-Rigid & 1-Swivel
AS-2231-76	S38-50B	3/8" ID x 50'	3/8" MPT (2) Swivel
AS-2231-52	S38-100	3/8" ID x 100'	No Fittings



## TWIN BONDED NYLON AIR HOSE

Twin Bonded Self-Storing Nylon Air Hose provides an efficient way to service applications that require air and fluid transport or air and an exhaust return. The intermittent bond allows fittings to be installed without damaging the individual tubes. One yellow tube and one natural colored tube simplify tube identification. Cut-to-length coils are supplied with swivel fittings that have a pre-applied thread sealant. They are also available in 50' bulk coils without fittings.

**FEATURES:**

- Excellent for use on overhead cranes
- Colored tubes simplify identification
- Swivel fittings come with factory applied thread sealant
- Natural colored tube allows visual verification of fluid movement

**NOTE:** For impact tool applications, we strongly recommend the use of a rigid fitting at the working (tool) end to assure a safer and more durable connection.



SVI #	Ref #	Hose ID x Hose ID x Length	Ends
AS-2231-15	N18Y-N18N-12B	1/8" ID x 1/8" ID x 12'	1/8" MPT (2) Swivel
AS-2231-16	N18Y-N18N-25B	1/8" ID x 1/8" ID x 25'	1/8" MPT (2) Swivel
AS-2231-18	N18Y-N18N-50B	1/8" ID x 1/8" ID x 50'	1/8" MPT (2) Swivel
AS-2231-17	N18Y-N18N-50	1/8" ID x 1/8" ID x 50'	No Fittings
AS-2231-19	N316Y-N316N-12B	3/16" ID x 3/16" ID x 12'	1/4" MPT (2) Swivel
AS-2231-20	N316Y-N316N-25B	3/16" ID x 3/16" ID x 25'	1/4" MPT (2) Swivel
AS-2231-21	N316Y-N316N-50	3/16" ID x 3/16" ID x 50'	No Fittings
AS-2231-22	N14Y-N14N-12B	1/4" ID x 1/4" ID x 12'	1/4" MPT (2) Swivel
AS-2231-23	N14Y-N14N-25B	1/4" ID x 1/4" ID x 25'	1/4" MPT (2) Swivel
AS-2231-24	N14Y-N14N-50	1/4" ID x 1/4" ID x 50'	No Fittings
AS-2231-25	N516Y-N516N-12B	5/16" ID x 5/16" ID x 12'	1/4" MPT (2) Swivel
AS-2231-26	N516Y-N516N-25B	5/16" ID x 5/16" ID x 25'	1/4" MPT (2) Swivel
AS-2231-27	N516Y-N516N-50	5/16" ID x 5/16" ID x 50'	No Fittings
AS-2231-28	N38Y-N38N-12B	3/8" ID x 3/8" ID x 12'	3/8" MPT (2) Swivel
AS-2231-29	N38Y-N38N-25B	3/8" ID x 3/8" ID x 25'	3/8" MPT (2) Swivel
AS-2231-30	N38Y-N38N-50	3/8" ID x 3/8" ID x 50'	No Fittings
AS-2231-31	N12Y-N12N-12B	1/2" ID x 1/2" ID x 12'	1/2" MPT (2) Swivel
AS-2231-32	N12Y-N12N-25B	1/2" ID x 1/2" ID x 25'	1/2" MPT (2) Swivel
AS-2231-34	N12Y-N12N-50B	1/2" ID x 1/2" ID x 50'	1/2" MPT (2) Swivel
AS-2231-33	N12Y-N12N-50	1/2" ID x 1/2" ID x 50'	No Fittings
AS-2231-36	N12Y-N516N-50B	1/2" ID x 5/16" ID x 50'	1/2" x 1/4" MPT (2) Swivel
AS-2231-35	N12Y-N516N-50	1/2" ID x 5/16" ID x 50'	No Fittings
AS-2231-38	N34Y-N516N-50B	3/4" ID x 5/16" ID x 50'	3/4" x 1/4" MPT (2) Swivel
AS-2231-37	N34Y-N516N-50	3/4" ID x 5/16" ID x 50'	No Fittings



# NYLON HOSE FITTINGS

## Repair Kits

**Repair Kit Includes:** Spring Guard, Nut, Ferrule, Tube Insert & Fitting (Male, Female, or Elbow)


**Note:** Each Repair Kit is only supplied with parts for **one** tube end.



SVI #	Ref #	Description
AS-2233-91	RK082	Coilhose Repair Kit 1/8" ID x 1/8" Rigid
AS-2233-92	RK083	Coilhose Repair Kit 1/8" ID x 1/8" Swivel
AS-2233-93	RK085	Coilhose Repair Kit 3/16" ID x 1/4" Rigid
AS-2233-94	RK086	Coilhose Repair Kit 3/16" ID x 1/4" Swivel
AS-2233-95	RK090	Coilhose Repair Kit 1/4" ID x 1/4" Rigid
AS-2233-96	RK092	Coilhose Repair Kit 1/4" ID x 1/4" Swivel
AS-2233-97	RK096	Coilhose Repair Kit 5/16" ID x 1/4" Rigid
AS-2233-98	RK098	Coilhose Repair Kit 5/16" ID x 1/4" Swivel
AS-2233-99	RK100	Coilhose Repair Kit 3/8" ID x 3/8" Rigid
AS-2234-01	RK110	Coilhose Repair Kit 3/8" ID x 3/8" Swivel
AS-2234-02	RK112	Coilhose Repair Kit 3/8" ID x 1/4" Rigid
AS-2234-03	RK114	Coilhose Repair Kit 3/8" ID x 1/4" Swivel
AS-2234-04	RK118	Coilhose Repair Kit 1/2" ID x 1/2" Rigid
AS-2234-05	RK119	Coilhose Repair Kit 1/2" ID x 1/2" Swivel

## Reusable Fittings

SVI #	Ref #	Description
AS-2234-06	NRR0404	Reusable Fitting 1/4" ID x 1/4" Rigid
AS-2234-07	NRS0404	Reusable Fitting 1/4" ID x 1/4" Swivel
AS-2234-08	NRR0604	Reusable Fitting 3/8" ID x 1/4" Rigid
AS-2234-09	NRS0604	Reusable Fitting 3/8" ID x 1/4" Swivel
AS-2234-10	NRR0606	Reusable Fitting 3/8" ID x 3/8" Rigid
AS-2234-11	NRS0606	Reusable Fitting 3/8" ID x 3/8" Swivel



# NYLON HOSE FITTINGS

Our Nylon Hose Fittings are designed for use with our Nylon Self-Storing Hose, as shown on these pages. Fitting, Ferrule, Nut and Insert are included with the Fitting. (Spring guards sold separately).

## Swivel Male (BSP)



AS-2234-12	CSM0202M	Swivel Male 1/8" ID x 1/8"
AS-2234-13	CSM0304M	Swivel Male 3/16" ID x 1/4"
AS-2234-14	CSM0404M	Swivel Male 1/4" ID x 1/4"
AS-2234-15	CSM0504M	Swivel Male 5/16" ID x 1/4"
AS-2234-16	CSM0606M	Swivel Male 3/8" ID x 3/8"

## Nut



AS-2234-19	CN02	Nut for 1/8" ID Hose
AS-2234-20	CN03	Nut for 3/16" ID Hose
AS-2234-21	CN04	Nut for 1/4" ID Hose
AS-2234-22	CN05	Nut for 5/16" ID Hose
AS-2234-23	CN06	Nut for 3/8" ID Hose
AS-2234-24	CN08	Nut for 1/2" ID Hose
AS-2234-25	CN12	Nut for 3/4" ID Hose



## NYLON HOSE FITTINGS

Our Nylon Hose Fittings are designed for use with our Nylon Self-Storing Hose, as shown on these pages. Fitting, Ferrule, Nut and Insert are included with the Fitting. (Spring guards sold separately).

### Ferrule



<b>AS-2234-26</b>	CPF02	Ferrule for 1/8" ID Hose
<b>AS-2234-27</b>	CPF03	Ferrule for 3/16" ID Hose
<b>AS-2234-28</b>	CPF04	Ferrule for 1/4" ID Hose
<b>AS-2234-29</b>	CPF05	Ferrule for 5/16" ID Hose
<b>AS-2234-30</b>	CPF06	Ferrule for 3/8" ID Hose
<b>AS-2234-31</b>	CPF08	Ferrule for 1/2" ID Hose
<b>AS-2234-32</b>	CPF12	Ferrule for 3/4" ID Hose

### Spring Guard



<b>AS-2234-33</b>	CSG02	Spring Guard, 1/8" Hose ID
<b>AS-2234-34</b>	CSG03	Spring Guard, 3/16" Hose ID
<b>AS-2234-35</b>	CSG04	Spring Guard, 1/4" Hose ID
<b>AS-2234-36</b>	CSG05	Spring Guard, 5/16" Hose ID
<b>AS-2234-37</b>	CSG06	Spring Guard, 3/8" Hose ID
<b>AS-2234-38</b>	CSG08	Spring Guard, 1/2" Hose ID

### Tube Insert



<b>AS-2234-39</b>	CTI02	Tube Insert, 1/8" Hose ID
<b>AS-2234-40</b>	CTI03	Tube Insert, 3/16" Hose ID
<b>AS-2234-41</b>	CTI04	Tube Insert, 1/4" Hose ID
<b>AS-2234-42</b>	CTI04	Tube Insert, 5/16" Hose ID
<b>AS-2234-43</b>	CTI05	Tube Insert, 3/8" Hose ID
<b>AS-2234-44</b>	CTI08	Tube Insert, 1/2" Hose ID
<b>AS-2234-45</b>	CTI12	Tube Insert, 3/4" Hose ID
<b>AS-2234-46</b>	STI04	Stowaway Tube Insert, 1/4" Hose ID
<b>AS-2234-47</b>	STI06	Stowaway Tube Insert, 3/8" Hose ID

### Elbow



<b>AS-2234-48</b>	CEM0202	Elbow, 1/8" ID x 1/8" MPT
<b>AS-2234-49</b>	CEM0304	Elbow, 3/16" ID x 1/4" MPT
<b>AS-2234-50</b>	CEM0404	Elbow, 1/4" ID x 1/4" MPT
<b>AS-2234-51</b>	CEM0504	Elbow, 5/16" ID x 1/4" MPT
<b>AS-2234-52</b>	CEM0604	Elbow, 3/8" ID x 1/4" MPT
<b>AS-2234-53</b>	CEM0606	Elbow, 3/8" ID x 3/8" MPT
<b>AS-2234-54</b>	CEM0808	Elbow, 1/2" ID x 1/2" MPT

### Rigid Female



<b>AS-2234-57</b>	CRF0304	Rigid Female, 3/16" ID x 1/4" MPT
<b>AS-2234-58</b>	CRF0404	Rigid Female, 1/4" ID x 1/4" MPT
<b>AS-2234-59</b>	CRF0504	Rigid Female, 5/16" ID x 1/4" MPT
<b>AS-2234-60</b>	CRF0606	Rigid Female, 3/8" ID x 3/8" MPT
<b>AS-2234-61</b>	CRF0808	Rigid Female, 1/2" ID x 1/2" MPT

### Union



<b>AS-2234-63</b>	CU03	Union, 3/16" Hose ID
<b>AS-2234-64</b>	CU04	Union, 1/4" Hose ID
<b>AS-2234-65</b>	CU05	Union, 5/16" Hose ID
<b>AS-2234-66</b>	CU06	Union, 3/8" Hose ID
<b>AS-2234-67</b>	CU08	Union, 1/2" Hose ID

### Rigid Male



<b>AS-2234-70</b>	CRM0202	Rigid Male, 1/8" ID x 1/8" MPT
<b>AS-2234-71</b>	CRM0304	Rigid Male, 3/16" ID x 1/4" MPT
<b>AS-2234-72</b>	CRM0404	Rigid Male, 1/4" ID x 1/4" MPT
<b>AS-2234-73</b>	CRM0504	Rigid Male, 5/16" ID x 1/4" MPT
<b>AS-2234-74</b>	CRM0604	Rigid Male, 3/8" ID x 1/4" MPT
<b>AS-2234-75</b>	CRM0606	Rigid Male, 3/8" ID x 3/8" MPT
<b>AS-2234-76</b>	CRM0808	Rigid Male, 1/2" ID x 1/2" MPT
<b>AS-2234-77</b>	CRM1212	Rigid Male, 3/4" ID x 3/4" MPT

### Swivel Male




<b>AS-2234-81</b>	CSM0202	Swivel Male 1/8" ID x 1/8" MPT
<b>AS-2234-82</b>	CSM0304	Swivel Male 3/16" ID x 1/4" MPT
<b>AS-2234-83</b>	CSM0404	Swivel Male 1/4" ID x 1/4" MPT
<b>AS-2234-84</b>	CSM0504	Swivel Male 5/16" ID x 1/4" MPT
<b>AS-2234-85</b>	CSM0604	Swivel Male 3/8" ID x 1/4" MPT
<b>AS-2234-86</b>	CSM0606	Swivel Male 3/8" ID x 3/8" MPT
<b>AS-2234-87</b>	CSM0808	Swivel Male 1/2" ID x 1/2" MPT
<b>AS-2234-88</b>	CSM1212	Swivel Male 3/4" ID x 3/4" MPT



# FLEXCOIL POLYURETHANE AIR HOSE

FLEXCOIL is the finest polyurethane air hose on the market today and eliminates the two most common limitations of other self-storing air hoses: kinking and abrasion. This lightweight, yet extremely durable hose will withstand the rigors of tough industrial environments while maintaining its resiliency over a long period of time. Swivel fitting is provided with thread seal, eliminating the need for sealing tape or paste.

FLEXCOIL is ideal for applications such as aerospace manufacturers, assembly stations, air ratchets, auto repair, automotive assembly, boat building, car lube shops, car wash systems, impact wrenches, machine shops, mobile equipment, nailing and stapling, nut runners, robotics, textile plants, tire shops, vacuum pickup tools, water purification and water washdown systems.



**FEATURES:**

- Toughest recoil hose available
- Outstanding coil memory
- Highly kink and abrasion-resistant
- Straight tails provide built-in whip hose
- Resistant to most oils and fuels
- Available with swivel or rigid fittings

**Reusable Strain Relief now available on 1/4", 5/16" and 3/8"**

**NOTE:** For impact tool applications, we strongly recommend the use of a rigid fitting at the working (tool) end (longer pigtail) to assure a safer and more durable connection.

**FLEXCOIL HOSE 3/16" ID x 5/16" OD**

SVI PART #	Length	MPT FITTING	COLOR CODE	COIL OD	RETRACTED LENGTH	APPROX. WEIGHT
AS-2235-05 -	5 feet		B = Dark Blue		2"	.23 lb.
AS-2235-10 -	10 feet	___ = (2) 1/4" Rigid	G = Neon Green		6"	.34 lb.
AS-2235-15 -	15 feet	A = (1) 1/4" Rigid	R = Red	1-7/8"	10-1/4"	.46 lb.
AS-2235-20 -	20 feet	(1) 1/4" Swivel	Y = Yellow		14-1/2"	.56 lb.
AS-2235-25 -	25 feet	B = (2) 1/4" Swivel	T = Transparent Blue		18-1/2"	.68 lb.

**FLEXCOIL HOSE 1/4" ID X 3/8" OD**

SVI PART #	Length	MPT FITTING	COLOR CODE	COIL OD	RETRACTED LENGTH	APPROX. WEIGHT
AS-2236-05 -	5 feet	___ = (2) 1/4" Rigid	B = Dark Blue		2-1/2"	.23 lb.
AS-2236-10 -	10 feet	A = (1) 1/4" Rigid	G = Neon Green		6"	.41 lb.
AS-2236-15 -	15 feet	(1) 1/4" Swivel	R = Red	2-1/2"	9-1/2"	.59 lb.
AS-2236-20 -	20 feet	B = (2) 1/4" Swivel	Y = Yellow		13"	.74 lb.
AS-2236-25 -	25 feet	C = (2) 3/8" Rigid	T = Transparent Blue		16"	.88 lb.
AS-2236-30 -	30 feet				19"	1.05 lbs.
AS-2236-50 -	50 feet				32-1/2"	1.50 lbs.

**FLEXCOIL HOSE 5/16" ID x 15/32" OD**

SVI PART #	Length	MPT FITTING	COLOR CODE	COIL OD	RETRACTED LENGTH	APPROX. WEIGHT
AS-2237-10 -	10 feet	___ = (2) 3/8" Rigid	B = Dark Blue		7-1/2"	.68 lb.
AS-2237-15 -	15 feet	A = (1) 3/8" Rigid	G = Neon Green		11-1/2"	.89 lb.
AS-2237-20 -	20 feet	(1) 3/8" Swivel	R = Red	2-15/16"	15"	1.11 lb.
AS-2237-25 -	25 feet	B = (2) 3/8" Swivel	Y = Yellow		19"	1.32 lb.
AS-2237-30 -	30 feet		T = Transparent Blue		23"	1.52 lb.

**FLEXCOIL HOSE 3/8" ID x 9/16" OD**

SVI PART #	Length	MPT FITTING	COLOR CODE	COIL OD	RETRACTED LENGTH	APPROX. WEIGHT
AS-2238-10 -	10 feet	___ = (2) 3/8" Rigid	B = Dark Blue		5-1/2"	1.00 lb.
AS-2238-15 -	15 feet	A = (1) 3/8" Rigid	G = Neon Green		8-1/2"	1.40 lbs.
AS-2238-20 -	20 feet	(1) 3/8" Swivel	R = Red	4-1/8"	11"	1.85 lbs.
AS-2238-25 -	25 feet	B = (2) 3/8" Swivel	Y = Yellow		14"	2.25 lbs.
AS-2238-30 -	30 feet	D = (2) 1/4" Rigid	T = Transparent Blue		17"	2.63 lbs.
AS-2238-50 -	50 feet				27-1/2"	3.23 lbs.



# FLEXCOIL POLYURETHANE AIR HOSE ASSEMBLIES

## FLEXCOIL HOSE .160" ID x 1/4" OD, Reusable Fitting Style

SVI PART #	Length	MPT FITTING	COLOR CODE	COIL OD	RETRACTED LENGTH	APPROX. WEIGHT
AS-2239-10 -	10 feet	B = (2) 1/4" Swivel	B = Dark Blue	1-1/2"	7"	.29 lb.
AS-2239-15 -	15 feet		G = Neon Green		9-1/2"	.37 lb.
AS-2239-20 -	20 feet		R = Red		12-1/2"	.46 lb.
AS-2239-25 -	25 feet		Y = Yellow		15-1/2"	.54 lb.
AS-2239-30 -	30 feet		T = Transparent Blue		19"	.62 lb.

## FLEXCOIL HOSE 3/16" ID X 5/16" OD, Reusable Fitting Style

SVI PART #	Length	MPT FITTING	COLOR CODE	COIL OD	RETRACTED LENGTH	APPROX. WEIGHT
AS-2240-05 -	5 feet	B = (2) 1/4" Swivel	B = Dark Blue	1-7/8"	2"	.23 lb.
AS-2240-10 -	10 feet		G = Neon Green		6"	.34 lb.
AS-2240-15 -	15 feet		R = Red		10-1/4"	.46 lb.
AS-2240-20 -	20 feet		Y = Yellow		14-1/2"	.56 lb.
AS-2240-25 -	25 feet		T = Transparent Blue		18-1/2"	.68 lb.

## FLEXCOIL HOSE 1/4" ID x 3/8" OD, Reusable Fitting Style

SVI PART #	Length	MPT FITTING	COLOR CODE	COIL OD	RETRACTED LENGTH	APPROX. WEIGHT
AS-2241-05 -	5 feet	___ = (2) 1/4" Rigid	B = Dark Blue	2-1/2"	2-1/2"	.26 lb.
AS-2241-10 -	10 feet	A = (1) 1/4" Rigid	G = Neon Green		6"	.41 lb.
AS-2241-15 -	15 feet	(1) 1/4" Swivel	R = Red		9-1/2"	.59 lb.
AS-2241-20 -	20 feet	B = (2) 1/4" Swivel	Y = Yellow		13"	.74 lb.
AS-2241-25 -	25 feet		T = Transparent Blue		16"	.88 lb.
AS-2241-30 -	30 feet				19"	1.05 lbs.
AS-2241-50 -	50 feet			32-1/2"	1.50 lbs.	

## FLEXCOIL HOSE 5/16" ID x 15/32" OD, Reusable Fitting Style

SVI PART #	Length	MPT FITTING	COLOR CODE	COIL OD	RETRACTED LENGTH	APPROX. WEIGHT
AS-2242-10 -	10 feet	A = (2) 1/4" Rigid	B = Dark Blue	2-15/16"	7-1/2"	.68 lb.
AS-2242-15 -	15 feet	B = (2) 3/8" Swivel	G = Neon Green		11-1/2"	.89 lb.
AS-2242-20 -	20 feet		R = Red		15"	1.11 lb.
AS-2242-25 -	25 feet		Y = Yellow		19"	1.32 lb.
AS-2242-30 -	30 feet		T = Transparent Blue		23"	1.52 lb.

## FLEXCOIL HOSE 3/8" ID x 9/16" OD, Reusable Fitting Style

SVI PART #	Length	MPT FITTING	COLOR CODE	COIL OD	RETRACTED LENGTH	APPROX. WEIGHT
AS-2243-10 -	10 feet	___ = (2) 3/8" Rigid	B = Dark Blue	4-1/8"	5-1/2"	1.00 lb.
AS-2243-15 -	15 feet	A = (1) 3/8" Rigid	G = Neon Green		8-1/2"	1.40 lbs.
AS-2243-20 -	20 feet	(1) 3/8" Swivel	R = Red		11"	1.85 lbs.
AS-2243-25 -	25 feet	B = (2) 3/8" Swivel	Y = Yellow		14"	2.25 lbs.
AS-2243-30 -	30 feet	C = (2) 1/4" Rigid	T = Transparent Blue		17"	2.63 lbs.
AS-2243-50 -	50 feet	D = (1) 1/4" Rigid (1) 1/4" Swivel E = (2) 1/4" Swivel			27-1/2"	3.23 lbs.

## FLEXCOIL HOSE .467" ID x 3/4" OD, Reusable Fitting Style

SVI PART #	Length	MPT FITTING	COLOR CODE	COIL OD	RETRACTED LENGTH	APPROX. WEIGHT
AS-2244-10 -	10 feet	B = (2) 1/2" Swivel	B = Dark Blue	5"	7"	2.14 lbs.
AS-2244-15 -	15 feet		G = Neon Green		11-3/4"	2.95 lbs.
AS-2244-20 -	20 feet		R = Red		16-1/2"	3.77 lbs.
AS-2244-25 -	25 feet		Y = Yellow		23"	4.60 lbs.
AS-2244-30 -	30 feet		T = Transparent Blue		28"	5.35 lbs.
AS-2244-50 -	50 feet				40"	7.75 lbs.




## FLEXCOIL ASSEMBLIES WITH QUICK DISCONNECTS

The Flexcoil Polyurethane Self-Storing Air Hose has been combined with the popular Industrial Interchange Quick Disconnect to form an Industry Exclusive hose assembly! The Exclusive Design Quick Disconnects are available with ends that attach directly to Flexcoil, minimizing possible connection leak points in addition to making the assembly lightweight and easier to use. Now, perfectly matched to make a single product, their individual features are further enhanced to make a “ready-to-use” hose assembly. Available in Blue.



Industrial Interchange Coupler & Connector



Industrial Interchange Coupler x 1/4" MPT

SVI #	Description	ID	Hose ID	Length
AS-2245-01	PR14-15CC15-B Industrial Interchange Cplr & Conn.	1/4"	1/4"	15'
AS-2245-02	PR14-25CC15-B Industrial Interchange Cplr & Conn.	1/4"	1/4"	25'
AS-2245-03	PR14-15CB15-B Industrial Interchange Cplr x 1/4" MPT	1/4"	1/4"	15'
AS-2245-04	PR14-25CB15-B Industrial Interchange Cplr x 1/4" MPT	1/4"	1/4"	25'
AS-2245-05	15X4PR Reusable 1/4" Body Industrial Interchange Coupler			
AS-2245-06	1501PR Reusable 1/4" Body Industrial Interchange Connector			

# FLEXCOIL REPLACEMENT FITTINGS

## Reusable Fittings

AS-2245-07	PSM53204	.160 x 1/4" 1/4" Swivel M
AS-2245-08	PSM0304	3/16" x 5/16" 1/4" Swivel M
AS-2245-09SR	PSM0404SR	1/4" x 3/8", 1/4" Swivel M, Strain Relief
AS-2245-09	PSM0404	1/4" x 3/8", 1/4" Swivel M
AS-2245-10SR	PRM0404SR	1/4" x 3/8", 1/4" Rigid M, Strain Relief
AS-2245-10	PRM0404	1/4" x 3/8", 1/4" Rigid M
AS-2245-11SR	PSM0406SR	1/4" x 3/8", 3/8" Swivel M, Strain Relief
AS-2245-11	PSM0406	1/4" x 3/8", 3/8" Swivel M
AS-2245-12SR	PRM0406SR	1/4" x 3/8", 3/8" Rigid M, Strain Relief
AS-2245-12	PRM0406	1/4" x 3/8", 3/8" Rigid M
AS-2245-13SR	PSM0504SR	5/16" x 15/32", 1/4" Swivel M, Strain Relief
AS-2245-13	PSM0504	5/16" x 15/32", 1/4" Swivel M
AS-2245-14SR	PRM0504SR	5/16" x 15/32", 1/4" Rigid M, Strain Relief
AS-2245-14	PRM0504	5/16" x 15/32", 1/4" Rigid M
AS-2245-15SR	PSM0506SR	5/16" x 15/32", 3/8" Swivel M, Strain Relief
AS-2245-15	PSM0506	5/16" x 15/32", 3/8" Swivel M
AS-2245-16SR	PRM0506SR	5/16" x 15/32", 3/8" Rigid M, Strain Relief
AS-2245-16	PRM0506	5/16" x 15/32", 3/8" Rigid M
AS-2245-17SR	PSM0604SR	3/8" x 9/16", 1/4" Swivel M, Strain Relief
AS-2245-17	PSM0604	3/8" x 9/16", 1/4" Swivel M
AS-2245-18SR	PRM0604SR	3/8" x 9/16", 1/4" Rigid M, Strain Relief
AS-2245-18	PRM0604	3/8" x 9/16", 1/4" Rigid M
AS-2245-19SR	PSM0606SR	3/8" x 9/16", 3/8" Swivel M, Strain Relief
AS-2245-19	PSM0606	3/8" x 9/16", 3/8" Swivel M
AS-2245-20SR	PRM0606SR	3/8" x 9/16", 3/8" Rigid M, Strain Relief
AS-2245-20	PRM0606	3/8" x 9/16", 3/8" Rigid M
AS-2245-21	PSM0808	.467" x 3/4", 1/2" Swivel M
AS-2245-22	PRF0808	.467" x 3/4", 1/2" Rigid F
AS-2245-23	PSM0304P	3/16" x 5/16", 1/4" BSPP Swivel
AS-2245-24SR	PSM0404PSR	1/4" X 3/8", 1/4" BSPP Swvl, Strain Relief
AS-2245-24	PSM0404P	1/4" X 3/8", 1/4" BSPP Swivel
AS-2245-25SR	PSM0506PSR	5/16"x15/32", 3/8" BSPP Swvl, Strain Relief
AS-2245-25	PSM0506P	5/16"x15/32", 3/8" BSPP Swivel
AS-2245-26SR	PSM0606PSR	3/8" x 9/16", 3/8" BSPP Swvl, Strain Relief
AS-2245-26	PSM0606P	3/8" x 9/16", 3/8" BSPP Swvl
AS-2245-27	PUMSC316K	Sleeve Fitting, 3/16"
AS-2245-28	PUMSC38K	Sleeve Fitting, 3/8"
AS-2245-29	PUB0304	Barb, 3/16" ID x 5/16" OD, 1/4" Rigid M
AS-2245-30	PUB0304S	Barb, 3/16" ID x 5/16" OD, 1/4" Swivel M
AS-2245-31	PUB0604	Barb, 3/8" ID x 9/16" OD, 1/4" Rigid M
AS-2245-32	PUB0606	Barb, 3/8" ID x 9/16" OD, 3/8" Rigid M
AS-2245-33	PUB0606S	Barb, 3/8" ID x 9/16" OD, 3/8" Swivel M



Reusable Strain Relief



Reusable



Barb

Sleeve

## Barb & Sleeve Fittings

AS-2234-33	CSG02	Spring Guard, 1/8" Hose ID
AS-2234-34	CSG03	Spring Guard, 3/16" Hose ID
AS-2234-35	CSG04	Spring Guard, 1/4" Hose ID
AS-2234-36	CSG05	Spring Guard, 5/16" Hose ID
AS-2234-37	CSG06	Spring Guard, 3/8" Hose ID
AS-2234-38	CSG08	Spring Guard, 1/2" Hose ID



# FLEXEEL POLYURETHANE REINFORCED COILED AIR HOSE

FLEXEEL is the original Reinforced Polyurethane self-storing hose. This extremely lightweight hose is extruded with an inner braid for additional strength, and this “integral piece” process eliminates the need of bonding individual layers of tubing, braiding and cover which tend to separate over time due to bending, flexing and pulsating. FLEXEEL combines the durability of bulkier hoses with the kink resistance and elasticity of Polyurethane to make a tough, long-lasting hose that is user friendly. FLEXEEL is available with reusable strain relief or reusable fittings. Available in three colors.

**FEATURES:**

- 8” supply end and 16” working end pigtails eliminate the need for whip hoses
- Excellent abrasion resistance
- Withstands 200 psi working pressure
- Factory applied thread sealant supplied on male swivel fitting

**BENEFITS:**

- Kink-resistant; virtually undamaged by twisting or crushing
- Much lighter than other air hoses
- Extremely flexible and excellent coil memory
- Very small bend radius and tight coil diameter reduces work and storage space
- Up to 90% working length

**Assemblies with Reusable Strain Relief Fittings Ordering Information:**

**FLEXEEL HOSE 1/4” ID x 3/8” OD**

SVI PART #	Length	MPT FITTING	COLOR CODE	COIL OD	RETRACTED LENGTH	APPROX. WEIGHT
AS-2246-10	10 feet	___ = (2) 1/4” Rigid	T = Transparent Blue	1-3/4”	9”	.41 lb.
AS-2246-15	15 feet	A = (1) 1/4” Rigid	TR = Transparent Red		14-1/2”	.59 lb.
AS-2246-20	20 feet	(1) 1/4” Swivel	TY = Transparent Yellow		19-1/2”	.74 lb.
AS-2246-25	25 feet	B = (2) 1/4” Swivel C = (2) 3/8” Rigid			26-1/2”	.88 lb.

**FLEXEEL HOSE 5/16” ID x .473” OD**

SVI PART #	Length	MPT FITTING	COLOR CODE	COIL OD	RETRACTED LENGTH	APPROX. WEIGHT
AS-2247-10	10 feet	___ = (2) 3/8” Rigid	T = Transparent Blue	2-3/16”	9-1/2”	.68 lb.
AS-2247-15	15 feet	A = (1) 3/8” Rigid	TR = Transparent Red		15-1/2”	.89 lb.
AS-2247-20	20 feet	(1) 3/8” Swivel	TY = Transparent Yellow		21”	1.11 lbs.
AS-2247-25	25 feet	B = (2) 3/8” Swivel			26-1/2”	1.32 lbs.

**FLEXEEL HOSE 3/8” ID x 9/16” OD**

SVI PART #	Length	MPT FITTING	COLOR CODE	COIL OD	RETRACTED LENGTH	APPROX. WEIGHT
AS-2248-10	10 feet	___ = (2) 3/8” Rigid	T = Transparent Blue	2-7/8”	10-1/2”	1.00 lb.
AS-2248-15	15 feet	A = (1) 3/8” Rigid	TR = Transparent Red		16-7/10”	1.40 lbs.
AS-2248-20	20 feet	(1) 3/8” Swivel	TY = Transparent Yellow		23”	1.85 lbs.
AS-2248-25	25 feet	B = (2) 3/8” Swivel C = (2) 1/4” Rigid			29”	2.25 lbs.

**Assemblies with Reusable Fittings Ordering Information:**

**FLEXEEL HOSE 1/4” ID x 3/8” OD**

SVI PART #	Length	MPT FITTING	COLOR CODE	COIL OD	RETRACTED LENGTH	APPROX. WEIGHT
AS-2249-10	10 feet	___ = (2) 1/4” Rigid	T = Transparent Blue	1-3/4”	9”	.41 lb.
AS-2249-15	15 feet	A = (1) 1/4” Rigid	TR = Transparent Red		14-1/2”	.59 lb.
AS-2249-20	20 feet	(1) 1/4” Swivel	TY = Transparent Yellow		19-1/2”	.74 lb.
AS-2249-25	25 feet	B = (2) 1/4” Swivel			26-1/2”	.88 lb.

**FLEXEEL HOSE 5/16” ID x .473” OD**

SVI PART #	Length	MPT FITTING	COLOR CODE	COIL OD	RETRACTED LENGTH	APPROX. WEIGHT
AS-2250-10	10 feet	B = (2) 3/8” Swivel	T = Transparent Blue	2-3/16”	9-1/2”	.68 lb.
AS-2250-15	15 feet	C = (2) 1/4” Swivel	TR = Transparent Red		15-1/2”	.89 lb.
AS-2250-20	20 feet		TY = Transparent Yellow		21”	1.11 lbs.
AS-2250-25	25 feet				26-1/2”	1.32 lbs.

**FLEXEEL HOSE 3/8” ID x 9/16” OD**

SVI PART #	Length	MPT FITTING	COLOR CODE	COIL OD	RETRACTED LENGTH	APPROX. WEIGHT
AS-2251-10	10 feet	___ = (2) 3/8” Rigid	T = Transparent Blue	2-7/8”	10-1/2”	1.00 lb.
AS-2251-15	15 feet	A = 3/8” (1) Rigid / (1) Swvl	TR = Transparent Red		16-7/10”	1.40 lbs.
AS-2251-20	20 feet	B = (2) 1/4” Rigid	TY = Transparent Yellow		23”	1.85 lbs.
AS-2251-25	25 feet	C = 1/4” (1) Rigid / (1) Swvl D = (2) 1/4” Swivel			29”	2.25 lbs.

# FLEXEEL COILED PIGTAIL

Never use an impact wrench to tighten anchors.

## the FLEXEEL Coiled Pigtail™



**The pigtail protects the coupler from damage due to vibration and prolongs the life of the supply hose.**

- Available in both 1/4" and 3/8" MPT
- 5/16" inner diameter high-grade polyurethane



**Reusable Brass Fittings** can easily be replaced in field



**Coiled Section** provides extra length in a compact hose - makes heavy hose movement easier & reduces operator fatigue while increasing tool maneuverability, making the user more productive



**Inner-braided Polyurethane** allows for 200 PSI working pressure without losing any flexibility



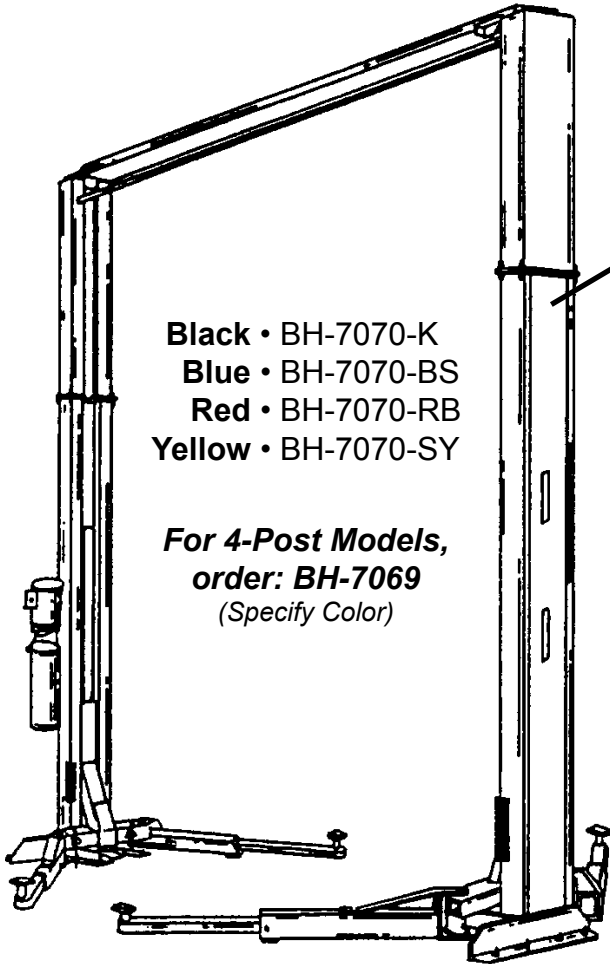
**Integral Strain Relief** prevents kinking of hose - can be flexed 180° without restricting air flow

- |                   |            |   |
|-------------------|------------|---|
| <b>AS-2252-01</b> | FPC05034TR | <b>Flexeel Lead-In Coil 5/16" x 3' x 1/4"</b> |
| <b>AS-2252-02</b> | FPC05036TR | <b>Flexeel Lead-In Coil 5/16" x 3' x 3/8"</b> |

**MOUNT ON THE WALL OR ON A LIFT!**

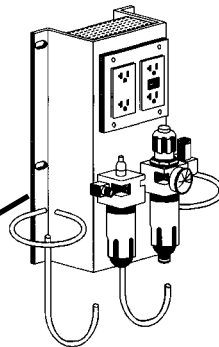
*Bring Air lines and Electrical Cords  
Within Easy Reach of Your Workstation!*

For improved performance and a more organized shop, install the Power Station™ on your surface mount lift or nearby wall. Bring in your air and electric service and watch the results. Trip hazards associated with cords and hoses stretched across your floor will be a thing of the past.



- Black • BH-7070-K**
- Blue • BH-7070-BS**
- Red • BH-7070-RB**
- Yellow • BH-7070-SY**

**For 4-Post Models,  
order: BH-7069**  
*(Specify Color)*



**Benefits:**

Air lines and electrical cords are within easy reach.

Your surface mount lifts become more service tech friendly.

Enhances your overall shop appearance and performance.

**Features:**

- Your choice of blue, yellow, red, or black powder coat finishes.
- Easy to install and adapts to most surface mount lifts or any nearby wall
- 20 amp (20-5R) outlets with GFCI protection are standard.
- Electrical outlets are positioned above the filter to prevent moisture problems common with others.
- Air system provides both filtered non-lubricated and lubricated air. One for tire inflation and blow guns, the other for your pneumatic tools.
- Filter regulator pressure setting range 0-175 PSI.

**Replacement Parts List**

BH-7070A-01	125V 20 amp GFCI receptacle
BH-7070A-02	125V 20 amp receptacle
BH-7070A-03	4-1/2 x 4-1/2 x 2 weatherproof box
BH-7070A-04	Cover plate - stainless steel
BH-7070A-05	1/4" NPT open-closed valve FXM
BH-7070A-06	1/4" NPT M x F brass elbow
BH-7070A-07	1/4" NPT brass tee
BH-7070A-08	1/4" NPT M x M brass elbow
BH-7070A-09	1/4" NPT filter regulator
BH-7070A-10	1/4" NPT lubricator
BH-7070A-11	1/8" NPT pressure gauge 0-160
BH-7070A-12	Round vinyl cap



## MILTON® BRAND AIR SYSTEM PRODUCTS



### **AUTOMOTIVE • COMMERCIAL • FARM / FLEET • INDUSTRIAL**



### **SVI is a Milton Distributor.**




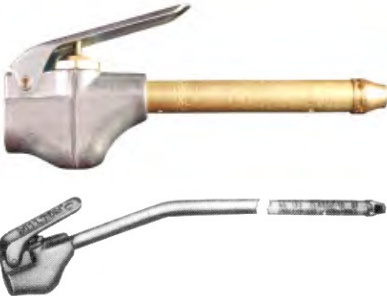

Milton Industries is a recognized leader and manufacturer of air accessories and equipment serving both the professional and D-I-Y markets. Since 1943 Milton has produced and marketed a complete line of air accessories including “Kwik-change” couplers, plugs, air hose, swivels, filters, regulators and lubricators.

Milton is just one of the many companies we represent. We are proud to have Milton as our partner. Many SVI distributors have relied on our extensive inventory of Milton Air Accessory Products to increase their sales opportunities. These SVI distributors take advantage of the full breadth of our product line knowing that just about anything a shop needs can be found on our shelves. Help boost your selling opportunities and put the Milton products SVI stocks to work for you.



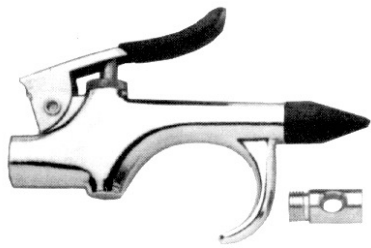


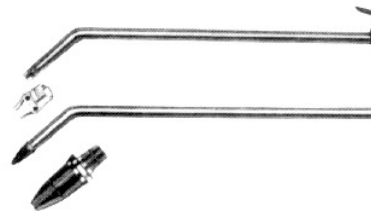


# MILTON® BRAND AIR SYSTEM PRODUCTS

## Blow Guns

	<p><i>Meets OSHA requirements of special relief holes in nozzle which limits pressure to 30 p.s.i. when dead ended (static pressure).</i></p> <p><b>Safety Button Blow Gun</b> Great for cleaning fuel and oil lines, air cleaners, car interiors, drying out wet ignition systems and spark plugs, or blowing out dirt, metal chips, etc. SCFM 11.4 @ 100 p.s.i.</p> <p><b>AS-0107 Button Blow Gun, 1/4" NPT Inlet, Nozzle Thread 5/16"-24</b></p>
	<p><b>Safety Lever Blow Gun with Hang-Up Hook</b> Heavy Duty Construction for extra service. Hundreds of automotive and industrial uses. Maximum inlet pressure 150 p.s.i.. Maximum nozzle pressure 30 p.s.i. SCFM 10.6 @ 100 p.s.i.</p> <p><b>AS-0120 Lever Blow Gun, 1/4" NPT Air Inlet, Nozzle Thread 1/8"-27</b></p>
	<p><b>Brass Blow Gun Extensions</b> Meet OSHA safety standards. Fit most Blow Guns with nozzle thread size of 1/8" NPS (extension tubing 5/16" OD) Relief hole in extension. Fit Milton Blow Guns 120, s160 and s165</p> <p><b>AS-0122 6" Extension</b> <b>AS-0123 10" Extension</b></p>
	<p><i>Classified by UL (Underwriters Laboratories, Inc.®) to comply with safety and health standards of the Walsh-Healy Act Sections 50-204.8 Nozzle Pressure and 50-204.10 Noise Level. Also, Williams-Steiger Occupational Safety and Health Act "OSHA" Section 1910.95 Noise Level and Section 1910.242(b) Nozzle Pressure (with maximum inlet pressure of 150 p.s.i)</i></p>
	<p><b>Safety Blow Guns</b> Blow guns in this section have a special internal design which allows maximum discharge of 30 p.s.i.. Approved By-Pass Safety Nozzle. Four safety by-pass holes permit air to escape if hole in tip is blocked. By-pass holes do not interfere with normal air flow. Inlet pressure 150 p.s.i. Extensions are 1/2" OD heavy duty brass tubing. Safety Blow Gun 1/4" NPT air inlet, nozzle threads 7/16"-27.</p> <p><b>AS-0131 Safety Blow Gun w/4" Extension, SCFM 5.5 @ 100 PSI</b> <b>AS-0133 Safety Blow Gun w/10" Extension, SCFM 4.5 @ 100 PSI</b> <b>AS-0134 Safety Blow Gun w/15" Extension, SCFM 4.5 @ 100 PSI</b> <i>Both the AS-0133 and AS-0134 extensions are bent at a special angle for cleaning out deep, blind holes and for convenient use on long reach applications.</i></p>
	<p><b>Volume Safety Blow Gun</b> Special Venturi Holes in the extension tube greatly increase the air volume, while maintaining required noise level and nozzle pressure of 150 p.s.i. For safety, Venturi Holes allow air to escape if end of extension is blocked. Special internal design allows maximum discharge of 30 p.s.i. 1/4 NPT air inlet.</p> <p><b>AS-0132 Volume Blow Gun, SCFM 18.0 @ 100 PSI</b></p>

# MILTON® BRAND AIR SYSTEM PRODUCTS

## Blow Guns

	<p><i>Meets OSHA requirements of special relief holes in nozzle which limits pressure to 30 p.s.i. when dead ended (static pressure).</i></p> <p><b>Compact Safety Lever Blow Gun</b> Comes with easy to use Hang-Up Hook. Includes a safety nozzle and a non-safety rubber tip nozzle. 1/4" NPT air inlet. Safety tip SCFM 11.7 @ 100 p.s.i., Non-Safety tip SCFM 12.9 @ 100 p.s.i.</p> <p><b>AS-0148S</b> Safety Lever Blow Gun</p>
	<p><b>Super Volume Safety Blow Gun</b> Special Venturoi Hole greatly increase air volume for cleaning and drying. For safety, Venturi Holes allow air to escape if end of extension is blocked. 1/4" NPT air inlet. SCFM 23.6 @ 100 p.s.i. Nozzle thread size 1/2"-27.</p> <p><b>AS-0149</b> Super Volume Safety Blow Gun</p>
	<p><b>Full Flow Safety Lever Blow Gun</b> A precision made instrument with hundreds of Automotive and Industrial uses. 1/4" NPT air inlet. SCFM 10.0 @ 100 p.s.i. Nozzle thread size 7/16"-27</p> <p><b>AS-0150</b> Full Flow Safety Lever Blow Gun</p>
	<p><b>Long Extension Blow Guns</b> These multi-function Blow Guns include two nozzles, A Safety and a Non-Safety rubber tip. Extension tube is constructed of aluminum. Display packaged. 1/4" NPT air inlet. Safety tip SCFM 10.5 @ 100 p.s.i., Non-Safety tip SCFM 11.6 @ 100 p.s.i.</p> <p><b>AS-0158</b> Blow Gun w/2' Extension <b>AS-0159</b> Blow Gun w/4' Extension</p>
	<p><b>Pistol Grip Blow Gun</b> Positive control, easy to use. Fits right in the palm of your hand. A precision made instrument with hundreds of automotive and industrial uses. 1/4" NPT air inlet. 175 Maximum p.s.i. SCFM 10.0 @ 100 p.s.i. Nozzle thread 1/8"-27</p> <p><b>AS-0160S</b> Pistol Grip Blow Gun (skin pack only)</p>
 <p>Multi-Purpose High Volume Safety Sand Blast Siphon Standard</p>	<p><b>Deluxe Multi-Purpose Blow Gun Kit</b> Four blow guns in one. Now, you perform a multitude of tasks. Each kit comes complete with the blow gun and four interchangeable nozzles. Adjustable trigger for precise air control makes it ideal for sand blasting, spraying, cleaning, liquid transfer and air broom drying. Made of strong, durable Cyclac® for long lasting service life. 1/4" NPT air inlet. 175 Maximum p.s.i. SCFM depending on nozzle used 10.6 to 11.4 @ 100 p.s.i. Nozzle thread 1/8"-27</p> <p><b>AS-0165S</b> Deluxe Multi-Purpose Blow Gun (skin pack only)</p> <p><b>Note:</b> has storage for up to 3 nozzles.</p>

# MILTON® BRAND AIR SYSTEM PRODUCTS



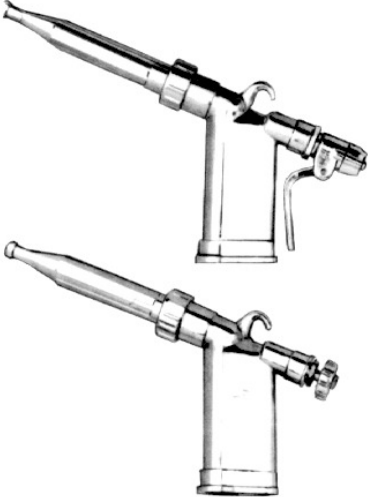


## Non-Safety Blow Guns

<p><b>Adjustable Pocket Blow Gun</b> EZ-Grip two finger air control adjusts from a mere whisper to full volume air flow. Specially designed knurled tip allows secure handling, even with oily or greasy hands. Maximum inlet pressure 150 p.s.i. SCFM 15.9 @ 100 p.s.i.</p> <p><b>AS-0115S</b> "M" style Adjustable Pocket Blow Gun. Fits all Milton "M" style or any 1/4" basic size industrial interchange coupler body.</p> <p><b>AS-0116S</b> "A" style Adjustable Pocket Blow Gun. Fits all Milton "A" style or any 1/4" ARO (No. 210) style coupler body.</p> <p><b>AS-0117S</b> "T" style Adjustable Pocket Blow Gun. Fits all Milton "T" style or any 1/4" Tru-flate or Parker-Hannifin coupler body.</p> <p><b>AS-0118S</b> "L" style Adjustable Pocket Blow Gun. Fits all Milton "L" style or any 1/4" Lincoln coupler body.</p>	<p style="text-align: center;">AS-0115, 0116, 0117, 0118</p>
<p><b>Handy Bend Blow Gun</b> Bend tip to control air flow. Non-Safety. Rubber material ideal for delicate or finished surfaces that metal tips can damage. Perfect for inflating balloons.</p> <p><b>AS-0114</b> Handy Bend Blow Gun 1/4" Air Inlet</p>	
<p><b>Two-Way Lever Control Valve</b> Zinc alloy body, stainless steel spring and pin and synthetic washer. For use on air, fluid or vacuum lines. Female 1/4" x 1/4" inlet/outlet.</p> <p><b>AS-0151</b> Control Valve</p>	
<p><b>Rubber Tip Blow Guns</b> For positive leak-proof connection when blowing out any fluid lines. A must where metal tips could mangle delicate finish in molds or fresh paint. SCFM 11.4 @ 100 p.s.i.</p> <p><b>AS-0153S</b> Rubber Tip Lever Blow Gun 1/4" NPT Air Inlet</p> <p><b>AS-0152S</b> Rubber Tip Lever Blow Gun Tip Dual Thread Design Permits Use on all Blow Guns with 7/16"-27 and 1/8" NPS. O-Ring Seal Creates an Air Tight Assembly</p> <p><b>AS-0154S</b> Rubber Tip Lever Blow Gun 1/4" NPT Air Inlet, Bent Tube with Rubber Tip (for Automatic Transmissions)</p>	<p style="text-align: center;">AS-0153S AS-0152S AS-0154S</p>
<p><b>Siphon Spray Blow Gun</b> Excellent for degreasing engines and parts, spraying livestock, plants and flowers, cleaning walls, grease bays, driveways and rustproof tools and machinery.</p> <p><b>AS-0155</b> Siphon Spray Nozzle, Dual Thread Design Permits Use on all Blow Guns with 7/16"-27 and 1/8" NPS. O-Ring Seal Creates an Air Tight Assembly</p> <p><b>AS-0156S</b> Siphon Spray Nozzle, 1/4" NPT Air Inlet, SCFM 13.7 @ 100 PSI</p>	<p style="text-align: center;">AS-0156S AS-0155</p>



# MILTON® BRAND AIR SYSTEM PRODUCTS

## Non-Safety Blow Guns

	<p><b>Siphon Spray Blow Gun Kits</b></p> <p><b>AS-0157S</b> Siphon Spray Blow Gun Kit, 1/4" NPT Air Inlet. Complete with 8' of tubing and vinyl storage pouch. SCFM 13.7 @ 100 PSI</p> <p><b>AS-0161</b> Siphon Spray Blow Gun Kit, 1/4" NPT Air Inlet. Complete with 12' of tubing and 2' extension. SCFM 11.3 @ 100 PSI</p> <p><b>AS-0162</b> Siphon Spray Blow Gun Kit, 1/4" NPT Air Inlet. Complete with 15' of tubing and 4' extension. SCFM 11.3 @ 100 PSI</p>
	<p><b>Comfort Grip Blow Guns</b></p> <p>Comfort Grip Squeeze Handle allows for variable air volume. Comes with a built in hang-up hook. 1/4" OD angled nozzle makes it easy to get to hard to reach areas. Gun is made of strong, lightweight plastic. Nozzle is made of brass.</p> <p><b>AS-0166S</b> Comfort Grip Blow Gun, 1/4" NPT Air Inlet. 4" extension</p> <p><b>AS-0167S</b> Comfort Grip Blow Gun, 1/4" NPT Air Inlet. 10" extension</p>
	<p><b>Air and Water Gun</b></p> <p>Uses compressed air to break water into minute, high velocity particles. Cleans with hot or cold liquids. Individually adjustable air and water pressure controls. Made from strong zinc alloy plated with bright nickel chrome. Operating pressure from 75 p.s.i. up to 250 p.s.i. Water temperature up to 190°F. At 75 p.s.i. the Air and Water Gun uses approximately 4 CFM and 4 gallons of water per minute. Air and Water Guns can also be used as a siphon gun and is adaptable for flushing radiators, heat transfer coils and engine blocks. All internal seals made of long wearing Buna N rubber.</p> <p><b>AS-0170S</b> Air and Water Gun, with Squeeze Trigger</p> <p><b>AS-0171S</b> Air and Water Gun, with Adjustable Air Valve Knob to Pre-Set and Maintain Desired Cleaning Force at all Times.</p> <p><i>Rubber grips for use with hot water degreasing are included.</i></p> <p><b>AS-0172</b> Accessories Kit (1) 17" Semi-Rigid Plastic Tube (1) 9" Tube with an Off-Set Spray Tip (1) Siphoning Unit with Quick Couplers (1) Flushing Adapter</p>
 <p><b>AS-0209</b></p>	<p><b>Filler Faucets</b></p> <p>Long flexible rubber spout, smooth flow and positive lever control makes operation a breeze. Heavy-duty, ruggedly built-to-last with stainless steel springs.</p> <ul style="list-style-type: none"> <li>• Operating pressure: standard municipal (city) water pressure 30 to 35 PSI</li> <li>• Nitrile rubber • Zinc alloy body • Spout Length: 4"</li> </ul> <p><b>AS-0208</b> Filler Faucet, Flexible Rubber Spout, Female Garden Hose</p> <p><b>AS-0209</b> Filler Faucet, Flexible Rubber Spout, 1/4" NPT Thread</p>
	<p><b>Handy Bend Water Nozzles</b></p> <p>Bend hose and the water flows, release and the water stops</p> <p><b>AS-0300S</b> Regular Handy Bend Water Nozzle, Female Garden Hose Thread</p> <p><b>AS-0350</b> Regular Handy Bend Water Nozzle, 1/4" NPT Thread</p>

# MILTON® BRAND AIR SYSTEM PRODUCTS

## Combination Kits

### 1/4" Basic Size Coupler Kits

- |   |   |
|---|---|
| <p><b>AS-0211S 1/4" NPT - 5 Piece Coupler Kit</b><br/>                 Kit Includes: 1 AS-0715 Female Body<br/>                 1 AS-0728 Female Plug<br/>                 3 AS-0727 Male Plugs</p> <p><b>AS-0212S 1/4" NPT - 7 Piece Coupler Kit</b><br/>                 Kit Includes: 1 AS-0715 Female Body<br/>                 3 AS-0728 Female Plug<br/>                 3 AS-0727 Male Plugs</p> <p><b>AS-0213S 1/4" NPT - 5 Piece Coupler Kit</b><br/>                 Kit Includes: 1 AS-0775 Female Body<br/>                 1 AS-0778 Female Plug<br/>                 3 AS-0777 Male Plugs</p> <p><b>AS-0215S 1/4" NPT - 5 Piece Coupler Kit</b><br/>                 Kit Includes: 1 AS-0785 Female Body<br/>                 1 AS-0784 Female Plug<br/>                 3 AS-0783 Male Plugs</p> | <p>“M” Style</p> <p>“M” Style</p> <p>“A” Style</p> <p>“T” Style</p> |
|---|---|



### Compressor Accessory Kit

Almost everything you need for your compressor. Accessory Kit is ideal for the home enthusiast. Inflate, blow debris, fill footballs, mend and connect hoses and for the quick connection of air powered tools. All 1/4" NPT.

- AS-0220S 1/4" NPT - Compressor Accessory Kit**  
 Kit Includes:
- |                              |                              |
|------------------------------|------------------------------|
| 1 AS-0148 Blow Gun           | 1 AS-0600 Male Hose End      |
| 1 AS-0640 Male Hose Mender   | 1 AS-0643 Female Hex Coupler |
| 1 AS-0646 Male Hex Nipple    | 1 AS-0699 Air Chuck          |
| 2 AS-0715 Female Couplers    | 3 AS-0727 Male Couplers      |
| 2 AS-0728 Fem. Coupler Plugs | 1 AS 0911 Tire Gauge         |
| 1 AS-P148-1 Adapter          | 1 AS-P148-2 Inflator Pin     |



## Tire Valve Cores

### Valve Cores

- AS-0404** Valve Core, 5 to a Bag, 20 Bags to a Box of 100
- AS-0404-100** Valve Core, 100 Cores Bulk Packed
- AS-0404S** Valve Core, 5 per Skin Pack



P  
a  
g  
e

### High Performance Tire Valve

For use with Mag, Aluminum, Exposed or Reversed Chrome wheels.  
 Complete with two grommets to fit large or small rim hole.

- AS-0409** Tire Valve and Grommets





# MILTON® BRAND AIR SYSTEM PRODUCTS







## Tire Valves, Caps & Extensions

	<p><b>Tubeless Tire Valves</b> Snap in type construction. Made of ozone resistant rubber. <u>Thread size .305-32</u></p> <table border="1"> <thead> <tr> <th>Skin Card 2/card</th> <th>10/Box</th> <th>50/Box</th> <th>500/Box</th> <th>TR No.</th> <th>Rim Hole Dia.</th> <th>Effective Length</th> </tr> </thead> <tbody> <tr> <td>AS-0413S</td> <td><b>AS-0413-010</b></td> <td>AS-0413-050</td> <td>AS-0413-500</td> <td>TR 413</td> <td>.453"</td> <td>1-1/14"</td> </tr> <tr> <td>AS-0414S</td> <td>AS-0414-010</td> <td>AS-0414-050</td> <td>AS-0414-500</td> <td>TR 414</td> <td>.453"</td> <td>1-1/2"</td> </tr> <tr> <td>AS-0415S</td> <td><b>AS-0415-010</b></td> <td>AS-0415-050</td> <td>AS-0415-500</td> <td>TR 415</td> <td>.625"</td> <td>1-1/4"</td> </tr> <tr> <td>AS-0418S</td> <td>AS-0418-010</td> <td>AS-0418-050</td> <td>AS-0418-500</td> <td>TR 418</td> <td>.453"</td> <td>2"</td> </tr> <tr> <td>AS-0423S</td> <td>AS-0423-010</td> <td>AS-0423-050</td> <td>AS-0423-500</td> <td>TR 423</td> <td>.453"</td> <td>2-1/2"</td> </tr> <tr> <td>AS-0425S</td> <td>AS-0425-010</td> <td>AS-0425-050</td> <td>AS-0425-500</td> <td>TR 425</td> <td>.625"</td> <td>2"</td> </tr> </tbody> </table>	Skin Card 2/card	10/Box	50/Box	500/Box	TR No.	Rim Hole Dia.	Effective Length	AS-0413S	<b>AS-0413-010</b>	AS-0413-050	AS-0413-500	TR 413	.453"	1-1/14"	AS-0414S	AS-0414-010	AS-0414-050	AS-0414-500	TR 414	.453"	1-1/2"	AS-0415S	<b>AS-0415-010</b>	AS-0415-050	AS-0415-500	TR 415	.625"	1-1/4"	AS-0418S	AS-0418-010	AS-0418-050	AS-0418-500	TR 418	.453"	2"	AS-0423S	AS-0423-010	AS-0423-050	AS-0423-500	TR 423	.453"	2-1/2"	AS-0425S	AS-0425-010	AS-0425-050	AS-0425-500	TR 425	.625"	2"
Skin Card 2/card	10/Box	50/Box	500/Box	TR No.	Rim Hole Dia.	Effective Length																																												
AS-0413S	<b>AS-0413-010</b>	AS-0413-050	AS-0413-500	TR 413	.453"	1-1/14"																																												
AS-0414S	AS-0414-010	AS-0414-050	AS-0414-500	TR 414	.453"	1-1/2"																																												
AS-0415S	<b>AS-0415-010</b>	AS-0415-050	AS-0415-500	TR 415	.625"	1-1/4"																																												
AS-0418S	AS-0418-010	AS-0418-050	AS-0418-500	TR 418	.453"	2"																																												
AS-0423S	AS-0423-010	AS-0423-050	AS-0423-500	TR 423	.453"	2-1/2"																																												
AS-0425S	AS-0425-010	AS-0425-050	AS-0425-500	TR 425	.625"	2"																																												
	<p><b>Chrome Sleeve Tubeless Tire Valve</b> Chrome sleeve tire valve with hex cap. Fits .453" rim hole and replaces TR 413 and TR 418</p> <p><b>AS-0413-001</b> Chrome Sleeve Valve. 1-1/4" Length <b>AS-0418-001</b> Chrome Sleeve Valve. 2" Length</p>																																																	
	<p><b>Tire Valve Caps</b> Thread size .305-32</p> <p><b>AS-0434</b> Valve Cap, Nickel Plated, Heavy Knurl, Heat Resistant Sealing Washer <b>AS-0435</b> Valve Cap, Hex Head, Brass, Chrome Plated <b>AS-0436</b> Valve Cap, Dome Type, Brass, Nickel Plated <b>AS-0437</b> Valve Cap, Screw Driver Type, Brass, Nickel Plated <b>AS-0438</b> Valve Cap, Dome Type, Plastic</p>																																																	
	<p><b>Tire Valve Plastic Extensions</b> Lightweight construction does not affect wheel balance. Extends valve through hole in the cover, for ease of inflating and checking pressure</p> <p><b>AS-0451</b> Valve Extension, 3/4" Effective Length <b>AS-0452</b> Valve Extension, 1-1/4" Effective Length <b>AS-0453</b> Valve Extension, 1-1/2" Effective Length <b>AS-0454</b> Valve Extension, 2" Effective Length</p>																																																	
	<p><b>Tire Valve Truck Extensions with Cap</b> Nickel plated brass cap and nickel plated long skirt. High heat cap</p> <p><b>AS-0440</b> Truck Valve Extension, 1-3/8" Effective Length <b>AS-0440-001</b> Truck Valve Extension, 2-1/4" Effective Length <b>AS-0440-002</b> Truck Valve Extension, 3-1/16" Effective Length <b>AS-0440-003</b> Truck Valve Extension, 3-11/16" Effective Length <b>AS-0440-004</b> Truck Valve Extension, 4-1/8" Effective Length <b>AS-0440-005</b> Truck Valve Extension, 5-1/2" Effective Length</p>																																																	



# MILTON® BRAND AIR SYSTEM PRODUCTS

## Tire Valve Extensions & Tools

<p><b>Brass Valve Extensions</b>                  Dust cover design allows pressure check, inflation or deflation without removing cap. Threaded for valve caps and/or wheel cover locks</p> <p><b>AS-0441S</b> Brass Valve Extension, 3/4" Effective Length  <b>AS-0442S</b> Brass Valve Extension, 1-1/4" Effective Length</p>	
<p><b>Valve Core Tool</b>                  For removal and insertion of valve cores. One end for large bore valve core and one end for standard valve cores.</p> <p><b>AS-0444</b> Combination Valve Core Tool</p>	
<p><b>Valve Repair Tool</b>                  With this 4 in 1 tool rethread inside and outside of valve stem, insert tighten or remove valve core. Allows removal of valve cores even if shoulders are broken.</p> <p><b>AS-0445</b> Valve Repair Tool</p>	
<p><b>Tube Deflator &amp; Core Remover</b>                  With this 2 in 1 tool deflate using one end and insert and tighten valve core using the other end.</p> <p><b>AS-0446S</b> Tube Deflator and Core Remover</p>	
<p><b>Valve Fishing Tool</b>                  Designed to align and/or seal valve stem through rim hole. Handle offers same features offered in Milton tube deflator and core remover.</p> <p><b>AS-0447S</b> Valve Fishing Tool</p>	
<p><b>Tire Tread Depth Gage</b>                  Round aluminum indicator bar calibrated for 0 to 1" in 1/32" markings. Comes with handy pocket clip.</p> <p><b>AS-0448</b> Tire Tread Depth Gage</p>	
<p><b>Valve Insertion Tool</b>                  For the installation or removing of "Snap In" type tubeless tire valves</p> <p><b>AS-0449S</b> Valve Insertion Tool</p>	
<p><b>Tube Deflator Tool</b>                  For fast complete deflation of all inner tubes (trucks, tractor, bus and passenger cars)</p> <p><b>AS-0450</b> Tube Deflator Tool</p>	



# MILTON® BRAND AIR SYSTEM PRODUCTS

## Tire Valves & Large Bore Hardware

 <p>AS-0463 AS-0464 AS-0465S AS-0462</p>	<p><b>Tractor Valve</b></p> <p><b>AS-0462</b> For Road Grader and Tractor Tubes. Base Prepared for Electric or Chemical application to tubes. Base 4-1/4" dia. Length 1-27/32"</p> <p><b>AS-0463</b> Rim Nut fits Air/Water Tractor Valves</p> <p><b>AS-0464</b> Replacement Core Housing. Fits AS-0462 Tractor Valve</p> <p><b>AS-0465S</b> Replacement Core Housing. Fits old style Tractor Valves</p>
 <p>AS-0466S</p>	<p><b>Air/Water Adapter Kit</b></p> <p><b>AS-0466S</b> Air/Water Adapter Kit. Complete with two Bushings. Connects Garden Hose to Tire Valves to fill with liquid.</p>
 <p>AS-0469</p>	<p><b>Tubeless Air-Liquid Valve</b></p> <p>Clamp-in tubeless valve for farm tractor and road grader tires. Fast filling, large bore type. Complete with AS-0464 core housing</p> <p><b>AS-0469</b> Air-Liquid Tubeless Tire Valve</p>
 <p>AS-0471 AS-0470</p>	<p><b>Clamp-In Tubeless Tire Valves</b></p> <p>Recommended where tire pressure exceeds 45 PSI.</p> <p><b>AS-0470</b> Universal Clamp-In Valve. Rubber Grommets fit .453" or 5/8" Rim Holes</p> <p><b>AS-0471</b> Special Clamp-In Valve</p>
 <p>AS-0406 AS-0473 AS-0474 AS-0475</p>	<p><b>Tube Type Tire Valves</b></p> <p>For passenger car, motorcycle, light truck and industrial vehicles. 2-1/4" base. Apply hot or cold.</p> <p><b>AS-0406</b> Plastic Rim Hole Bushing for Tube Valves. Reduces 5/8" Rim Hole dia. to .453" Size</p> <p><b>AS-0473</b> Patch Valve. 1-3/8" long. For .453" Rim Hole. Fits 13", 14" &amp; 15" Tubes</p> <p><b>AS-0474</b> Patch Valve. 1-3/8" long. For .453" Rim Hole. Fits 16" Tubes</p> <p><b>AS-0475</b> Patch Valve. Hand Bendable for Special Applications</p>
 <p>AS-0476</p>	<p><b>Oval Slot Tubeless Valve</b></p> <p><b>AS-0476</b> Tubeless Tire Valve for Oval Slot. Designed for the FIRESTONE 16 X 6KS Wheel with a Oval Valve Hole.</p>

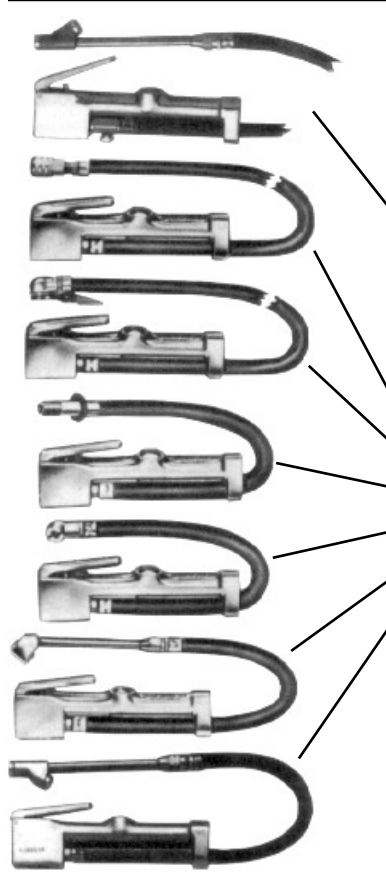
# MILTON® BRAND AIR SYSTEM PRODUCTS

## Tire Valves & Large Bore Hardware

<p><b>Truck &amp; Bus Clamp-In Tubeless Valve</b>                  Straight Clamp-In Type Valves for 5/8" sidehole mounting. For demountable and non-mountable rims. No special tools needed to install.</p> <p><b>AS-0481</b>      3-17/32" Effective Length  <b>AS-0482</b>      1-21/32" Effective Length  <b>AS-0483</b>      2-5/32" Effective Length  <b>AS-0484</b>      3-9/32" Effective Length  <b>AS-0485</b>      2-29/32" Effective Length  <b>AS-0486</b>      4-17/32" Effective Length</p>	
<p><b>Safe-T-Flate</b></p> <p><b>AS-0400-006S</b> Inner Dual Wheel Valve Extension</p>	
<p><b>Tubeless Valve</b>                  Used in drop center aluminum disc wheels with 5/8" bottom valve hole.</p> <p><b>AS-0492</b>      Tubeless Valve</p>	
<p><b>Large Bore Valve Core</b></p> <p><b>AS-1455</b>      Valve Core. Short Type .302-32 Thread</p>	
<p><b>Large Bore Valve Caps</b></p> <p><b>AS-1457</b>      Hex Head Valve Cap  <b>AS-1458</b>      Valve Cap, Screw Driver Type</p>	
<p><b>Large Bore Adapter</b></p> <p><b>AS-1460</b>      Large Bore Adapter Reduces Large Bore to Standard Bore .302-32 Thread complete with Gasket.</p>	
<p><b>Inflating Air Chucks</b></p> <p><b>AS-0982</b>      Regular Extension Service Gage, Large Bore Dual Head Chuck  <b>AS-1470</b>      1/4" Female NPT Lock-On Chuck  <b>AS-1471</b>      1/4" Female NPT Long Handle Air Chuck  <b>AS-1472</b>      1/4" Female NPT Dual Foot Air Chuck  <b>AS-1496</b>      1/4" Female NPT Kwik-Grip Safety Air Chuck for Large Bore  <b>AS-1470-3</b>      Repair Kit for AS-1470 &amp; AS-1471 Air Chucks  <b>AS-1475</b>      Large Bore Tube Deflator  <b>AS-1477</b>      Large Bore 4-Way Valve Tool</p>	

# MILTON® BRAND AIR SYSTEM PRODUCTS

## Airline Inflator Gages & Parts



### **Window Style Inflator Gages**

Heavy duty to withstand everyday use and abuse and provide long service life. A magnifying lens allows full view of the scale

**For High Pressure Truck Tires From 10 lbs. to 160 lbs. in 2 lb. Increments.**

**AS-0501** Gage with Dual Head Lock-On Straight Foot Chuck for the Newer Inner Duals with Lock On Threads, Both Ends (full swivel). Built in Deflator to Relieve Excess Pressure and 5 Foot Hose. Meets OSHA regulation No. 1910.177 on Inflation.

**The Following Units are From 10 lbs. to 120 lbs. in 2 lb. Increments.**

**AS-0502** Gage with Kwik-Grip Safety Air Chuck and 3' Hose


**AS-0503** Gage with Single Head Chuck Clip and 3' Hose

**AS-0504** Gage with Straight Head Chuck

**AS-0505** Gage with Single Head Chuck (full swivel)

**AS-0506** Gage with Dual Head Chuck (full swivel)

**AS-0516** Gage with Dual Head Straight Foot Chuck for Inner Duals with Lock on Threads, Both Ends (full swivel).



**AS-0506**

**Easy-to-Read**

### **Inflator Gage Replacement Parts**

**AS-0507** Replacement Gage Cartridge

**AS-0507-002** Replacement Gage Cartridge for AS-0501 Gage

**AS-0508** Hose Whip Assembly (Single Head Chuck, 15" Hose, 3/8"-24 Thread)

**AS-0509** Hose Whip Assembly (Dual Head Chuck, 15" Hose, 3/8"-24 Thread)

**AS-0510** Hose Whip Assembly (Straight Head Chuck, 15" Hose, 3/8"-24 Thread)

**AS-0511** Hose Whip Assembly (Chuck Clip with Single Head Chuck, 36" Hose, 3/8"-24 Thread)

**AS-0512** Replacement Valve Cartridge

**AS-0513** Hose Whip Assembly (Kwik-Grip Safety Air Chuck, 36" Hose, 3/8"-24 Thread)

**AS-0514** Hose Whip Assembly (Replaces Whip on AS-0501, 5' Hose 3/8"-24" Thread)

**AS-0519** Hose Whip Assembly (Replaces Whip on AS-0516, 15" Hose 3/8"-24" Thread)




# MILTON® BRAND AIR SYSTEM PRODUCTS

## Airline Inflator Gages & Parts

### Repair Parts for Inflator Gages

- AS-0500-004** Dual Head Chuck Assembly (free flowing for tire gages only)
- AS-0500-006** Dual and Straight Head Chuck Washer (standard size)
- AS-0500-007** Single Head Chuck Washer (standard size)
- AS-0500-043** Chuck Clip with Single Head Chuck Assembly (free flowing for tire gages only)
- AS-0598** Grip Chuck Clip with Air Chuck, Female 1/4" NPT

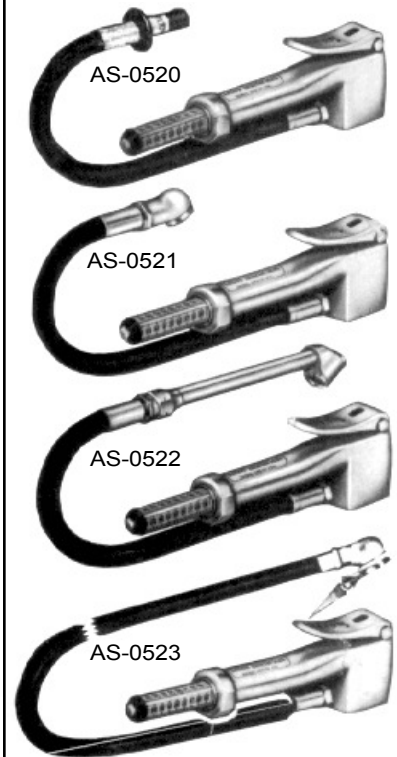


### Bayonet Airline Gages

Large Black Numbers on a jumbo white nylon indicator bar...calibrated on two sides from 10 to 120 lbs. in increments of 2 lbs. and in large red numbers on two sides reading from 80 to 840 kilo pascals in 20 kPa units.

- AS-0520** Bayonet Gage with Straight Head Chuck
- AS-0521** Bayonet Gage with Single Head Chuck
- AS-0522** Bayonet Gage with Dual Head (truck) Chuck
- AS-0523** Bayonet Gage with Chuck Clip Single Head Chuck, 3' Hose

### Very Easy To Read!






### Replacement Parts

- AS-0525** Replacement Cartridge (combines valve and gage in one unit)
- AS-0527** Hose Whip Assembly (dual head chuck, 12" hose 1/4" NPT)
- AS-0528** Hose Whip Assembly (straight head chuck, 12" hose 1/4" NPT)
- AS-0529** Hose Whip Assembly (chuck clip single head chuck, 36" hose 1/4" NPT)



# MILTON® BRAND AIR SYSTEM PRODUCTS

## Air System Fittings

	<p><b>Brass Hose Ends</b></p> <p><b>AS-0600</b> Male Hose End 1/4" ID Hose X 1/4" NPT  <b>AS-0600-002</b> Male Hose End 1/8" ID Hose X 1/8" NPT  <b>AS-0600-003</b> Male Hose End 1/4" ID Hose X 1/8" NPT  <b>AS-0600-004</b> Male Hose End 1/8" ID Hose X 1/4" NPT  <b>AS-0601</b> Male Hose End 5/16" ID Hose X 1/4" NPT  <b>AS-0602</b> Male Hose End 3/8" ID Hose X 1/4" NPT  <b>AS-0603</b> Male Hose End 3/8" ID Hose X 3/8" NPT  <b>AS-0604</b> Male Hose End 1/2" ID Hose X 3/8" NPT  <b>AS-0604-001</b> Male Hose End 1/2" ID Hose X 1/2" NPT  <b>AS-0605</b> Female Hose End 1/4" ID Hose X 1/4" NPT  <b>AS-0605-001</b> Female Hose End 5/16" ID Hose X 1/4" NPT  <b>AS-0605-002</b> Female Hose End 3/8" ID Hose X 1/4" NPT  <b>AS-0605-003</b> Female Hose End 3/8" ID Hose X 3/8" NPT  <b>AS-0607</b> Female Swivel Hose End 1/4" ID Hose X 1/4" NPS (gasket seat)  <b>AS-0608</b> Female Swivel Hose End 5/16" ID Hose X 1/4" NPS (gasket seat)  <b>AS-0609</b> Female Swivel Hose End 1/4" ID Hose X 1/4" NPS (ball seat)  <b>AS-0610</b> Female Swivel Hose End 5/16" ID Hose X 1/4" NPS (ball seat)</p>
	<p><b>Full Swivel Brass Hose Ends</b></p> <p><b>AS-0611-004</b> Male Hose End 1/4" ID Hose X 1/4" NPT  <b>AS-0611-006</b> Male Hose End 3/8" ID Hose X 1/8" NPT  <b>AS-0612-006</b> Male Hose End 3/8" ID Hose X 3/8" NPT  <b>AS-0613-006</b> Male Hose End 1/2" ID Hose X 3/8" NPT  <b>AS-0613-008</b> Male Hose End 1/2" ID Hose X 1/2" NPT  <b>AS-0660</b> Male 1/4" NPT X Female 1/4" NPT Swivel "L" Adapter</p>
	<p><b>Re-Usable Brass Fittings</b></p> <p><b>AS-0615</b> Hose End Male 1/4" NPT (fits 1/4" ID w/ 19/32" or 9/16" OD)  <b>AS-0615-008</b> Hose End Male 1/4" NPT (fits 1/4" ID X 1/2" OD hose)  <b>AS-0616</b> Hose Mender (fits 1/4" ID w/ 19/32" or 9/16" OD)  <b>AS-0617</b> Hose End Male 1/4" NPT (fits 1/4" ID X 5/8" OD hose)  <b>AS-0618</b> Hose Mender (fits 1/4" ID X 5/8" OD hose)  <b>AS-0621S</b> Hose End Male 1/4" NPT (fits 3/8" ID X 3/4" OD hose)  <b>AS-0621-011</b> Hose End Male 1/4" NPT (fits 3/8" ID X 11/16" OD hose)  <b>AS-0622</b> Hose End Male 3/8" NPT (fits 3/8" ID X 3/4" OD hose)  <b>AS-0623</b> Hose Mender (fits 3/8" ID X 3/4" OD hose)</p>

# MILTON® BRAND AIR SYSTEM PRODUCTS

## Air System Fittings

### Brass Fittings

- AS-0643 Hex Coupling Female 1/4" NPT X 1/4" NPT
- AS-0643-001 Hex Coupling Female 3/8" NPT X 1/4" NPT
- AS-0643-003 Hex Coupling Female 3/8" NPT X 3/8" NPT
- AS-0646 Hex Nipple Male 1/4" NPT X 1/4" NPT
- AS-0646-001 Hex Nipple Male 1/4" NPT X 3/8" NPT
- AS-0647 Hex Nipple Male 3/8" NPT X 3/8" NPT
- AS-0647-001 Hex Nipple Male 3/8" NPT X 1/2" NPT
- AS-0647-002 Hex Nipple Male 1/2" NPT X 1/2" NPT
- AS-0648S Hex Nipple Male 1/4" MNPT X 1/4" NPS (ball socket)
- AS-0649S Hex Nipple Male 1/4" NPS X 1/4" NPS (ball socket)



### Brass Hose Menders

- AS-0640 Hose Mender 1/4" ID Hose Both Ends
- AS-0641 Hose Mender 5/16" ID Hose Both Ends
- AS-0642 Hose Mender 3/8" ID Hose Both Ends
- AS-0642-001 Hose Mender 1/2" ID Hose Both Ends



### Zamak Alloy Hose End & Mender

- AS-0663 Hose End Male 1/4" ID Hose X 1/4" NPT
- AS-0676S Hose Mender 1/4" ID Hose Both Ends




### Brass Reducer Bushings

- AS-0650 Reducer Bushing 1/4" Male NPT X 1/8" Female NPT
- AS-0651 Reducer Bushing 3/8" Male NPT X 1/4" Female NPT
- AS-0651-001 Reducer Bushing 1/2" Male NPT X 1/4" Female NPT
- AS-0652 Reducer Bushing 1/2" Male NPT X 3/8" Female NPT
- AS-0652-001 Reducer Bushing 3/4" Male NPT X 1/4" Female NPT
- AS-0653 Adapter Bushing 1/4" Female NPT X 1/8" Male NPT
- AS-0653-002 Adapter Bushing 3/8" Female NPT X 1/4" Male NPT
- AS-0653-004 Adapter Bushing 1/2" Female NPT X 3/8" Male NPT



### Solid Brass Female "T's" and "Crosses"

- AS-0655 Female "T" 1/4" NPT all Three Openings
- AS-0655-001 Female "T" 3/8" NPT all Three Openings
- AS-0656 Female "Cross" 1/4" NPT all Four Openings
- AS-0656-001 Female "Cross" 3/8" NPT all Four Openings



# MILTON® BRAND AIR SYSTEM PRODUCTS

## Air System Fittings

	<p><b>Drain Cocks</b> All brass body with steel handle</p> <p><b>AS-0614-002</b> Drain Cock 1/8"  <b>AS-0614-004</b> Drain Cock 1/4"  <b>AS-0614-006</b> Drain Cock 3/8"  <b>AS-0614-008</b> Drain Cock 1/2"</p>
	<p><b>3 In 1 Air Manifolds</b> No need to connect and disconnect every time you want to change tools. Supply 3 air tools from 1 outlet. Made of Aluminum</p> <p><b>AS-0685-004S</b> 1/4" Inlet with Three 1/4" Outlets  <b>AS-0685-006S</b> 3/8" Inlet with Three 1/4" Outlets  <b>AS-0685-008S</b> 1/2" Inlet with Three 1/4" Outlets</p>
	<p><b>3 In 1 Air Manifolds</b> Flat, Hex Shaped, Solid Brass</p> <p><b>AS-0683-004</b> 1/4" Female NPT Inlet w/Three 1/4" Female NPT Outlets  <b>AS-0683-005S</b> 3/8" Female NPT Inlet w/Three 1/4" Female NPT Outlets  <b>AS-0683-006</b> 3/8" Female NPT Inlet w/Three 3/8" Female NPT Outlets</p>
	<p><b>In-Line Air Tool Filters</b> A compact, effective way to protect air operated tools and equipment. The sintered bronze filter removes rust, pipe scale, dirt and other contaminants with minimum pressure drop.</p> <p><b>AS-0637S</b> 1/4" NPT</p>
	<p><b>In-Line Air Flow Regulator</b> Used to control air pressure to air tools. Goes from full flow to complete shut-off. Use also as a shut-off valve for air and non-corrosive liquids.</p> <p><b>AS-0638S</b> 1/4" Female NPT X 1/4" Male NPT  <b>AS-0638-001S</b> 1/4" Female NPT X 1/4" Male NPT w/gage  <b>AS-0638-007</b> Gage 0-160 PSI 1/8"-27 Male NPT</p>
	<p><b>In-Line Lubricator</b> Gives Pneumatic tools full protection by properly metering correct amount of oil going to the tool.</p> <p><b>AS-0639S</b> In-Line Lubricator 1/4" Male X 1/4" Female</p>
	<p><b>Deluxe In-Line Lubricator</b> Protects tools against corrosion, condensation and lack of lubrication. Operates in any position. Special design ensures lubricant will not leak back into air line upon pressure drop or when disconnected from the line. Pressure range 0-300 PSI. 1/4" models to 20 CFM, 3/8" models to 30 CFM. Oil Capacity 9 cc's.</p> <p><b>AS-0636</b> Deluxe In-Line Lubricator 1/4" Male NPT X 1/4" Female NPT  <b>AS-0636-006</b> Deluxe In-Line Lubricator 3/8" Male NPT X 3/8" Female NPT</p>

# MILTON® BRAND AIR SYSTEM PRODUCTS

## Air System Fittings

### Full Swivel Hose Ends

Full 360° swivel hose ends help eliminate kinked and twisted air line. Higher CFM than other swivel hose ends. Steel construction and black oxide finish.


- AS-0658** Male 1/4" NPT Hose End Swivel Barb for 1/4" ID Hose
- AS-0658-001** Male 1/4" NPT Hose End Swivel Barb for 3/8" ID Hose
- AS-0659** Male 1/4" NPT X 1/4" NPT Female Hose End Swivel



### 1/4" Air Hose Swivel Connector

Great for attaching portable air tools to the air hose. Unique 360° swivel at two places keeps hose from kinking and getting in the way. Male pipe thread screws directly to most air tools and female pipe thread accepts most air hose fittings. Do Not Exceed 150 PSI and NOT FOR USE WITH PERCUSSION TOOLS.

- AS-0657S** 1/4" Air Hose Swivel Connector



### Air Chucks

\*Note: Sealing type chuck. Not to be used with Inflator Gage.

- AS-0690\*** Dual Head Chuck 1/4" Female NPT
- AS-0691\*** Straight Head Air Chuck 1/4" Female NPT
- AS-0693\*** Dual Head Straight Foot Air Chuck 1/4" for Inner Duals with Lock On Threads both Ends 1/4" NPT
- AS-0695\*** Male Air Chuck 1/4" ID Hose
- AS-0699\*** Female Air Chuck 1/4" NPT
- AS-0500-006** Dual and Straight Head Chuck Washer (standard size)
- AS-0500-007** Single Head Chuck Washer (standard size)



### Safety Grip Air Chucks

\*Note: Sealing type chuck. Not to be used with Inflator Gage.

- AS-0692S** Safety Grip Chuck Clip (fits all standard single head chucks)
- AS-0694\*** Chuck Clip with Male Chuck 1/4" Barb
- AS-0696S\*** Kwik-Grip Safety Air Chuck 1/4" NPT
- AS-0697\*** Chuck Clip with 1/4" Barb (European style)
- AS-0698\*** Chuck Clip with Female Air Chuck 1/4" NPT



### Air Hose Repair Kits

\*Note: Sealing type chuck. Not to be used with Inflator Gage.





- AS-0620S 1/4" Repair Kit Consists of:**
  - (1) **AS-0699\*** Female Air Chuck
  - (1) **AS-0663** Male Hose End
  - (1) **AS-0676** Hose Mender
  - (3) **AS-1602** Hose Clamp
- AS-0620-006S 3/8" Repair Kit Consists of:**
  - (1) **AS-0602** Male Hose End
  - (1) **AS-0603** Male Hose End
  - (1) **AS-0642** Hose Mender
  - (3) **AS-1602-001** Hose Clamp





# MILTON® BRAND AIR SYSTEM PRODUCTS

## Air System Fittings

	<p><b>Stainless Steel Worm-Drive Hose Clamps</b> Hose clamps feature all stainless steel construction, including stainless steel screws. Simple to use and reusable with a wide range of adjustments.</p> <table border="1"> <thead> <tr> <th>SVI #</th> <th>Hose OD Range</th> <th>Band Width</th> </tr> </thead> <tbody> <tr><td>AS-1601</td><td>7/16" - 1"</td><td>1/2"</td></tr> <tr><td>AS-1601-001</td><td>9/16" - 1-1/16"</td><td>1/2"</td></tr> <tr><td>AS-1601-002</td><td>11/16" - 1-1/2"</td><td>1/2"</td></tr> <tr><td>AS-1601-003</td><td>3/4" - 1-3/4"</td><td>1/2"</td></tr> <tr><td>AS-1601-004</td><td>1-5/16" - 2-1/4"</td><td>1/2"</td></tr> <tr><td>AS-1601-005</td><td>1-13/16" - 2-3/4"</td><td>1/2"</td></tr> <tr><td>AS-1601-006</td><td>2-1/16" - 3"</td><td>1/2"</td></tr> <tr><td>AS-1601-007</td><td>2-9/16" - 3-1/2"</td><td>1/2"</td></tr> <tr><td>AS-1601-008</td><td>3-1/16" - 4"</td><td>1/2"</td></tr> <tr><td>AS-1601-009</td><td>3-9/16" - 4-1/2"</td><td>1/2"</td></tr> <tr><td>AS-1601-010</td><td>4-5/8" - 5-1/2"</td><td>1/2"</td></tr> <tr><td>AS-1602</td><td>7/32" - 5/8"</td><td>5/16"</td></tr> <tr><td>AS-1602-001</td><td>9/16" - 1-1/4"</td><td>5/16"</td></tr> </tbody> </table>	SVI #	Hose OD Range	Band Width	AS-1601	7/16" - 1"	1/2"	AS-1601-001	9/16" - 1-1/16"	1/2"	AS-1601-002	11/16" - 1-1/2"	1/2"	AS-1601-003	3/4" - 1-3/4"	1/2"	AS-1601-004	1-5/16" - 2-1/4"	1/2"	AS-1601-005	1-13/16" - 2-3/4"	1/2"	AS-1601-006	2-1/16" - 3"	1/2"	AS-1601-007	2-9/16" - 3-1/2"	1/2"	AS-1601-008	3-1/16" - 4"	1/2"	AS-1601-009	3-9/16" - 4-1/2"	1/2"	AS-1601-010	4-5/8" - 5-1/2"	1/2"	AS-1602	7/32" - 5/8"	5/16"	AS-1602-001	9/16" - 1-1/4"	5/16"
SVI #	Hose OD Range	Band Width																																									
AS-1601	7/16" - 1"	1/2"																																									
AS-1601-001	9/16" - 1-1/16"	1/2"																																									
AS-1601-002	11/16" - 1-1/2"	1/2"																																									
AS-1601-003	3/4" - 1-3/4"	1/2"																																									
AS-1601-004	1-5/16" - 2-1/4"	1/2"																																									
AS-1601-005	1-13/16" - 2-3/4"	1/2"																																									
AS-1601-006	2-1/16" - 3"	1/2"																																									
AS-1601-007	2-9/16" - 3-1/2"	1/2"																																									
AS-1601-008	3-1/16" - 4"	1/2"																																									
AS-1601-009	3-9/16" - 4-1/2"	1/2"																																									
AS-1601-010	4-5/8" - 5-1/2"	1/2"																																									
AS-1602	7/32" - 5/8"	5/16"																																									
AS-1602-001	9/16" - 1-1/4"	5/16"																																									
	<p><b>Tank Conversion Kit</b> Do it yourself. No special tools required. Complete parts kit contains: Filler valve, Air gage, Air hose assembly, chuck</p> <p>AS-0682S Tank Conversion Kit</p>																																										
	<p><b>Portable DOT Air Tanks</b> Manufactured in Accordance with DOT Specifications. Includes 4' Long Hose, Blo-gun, Air Chuck &amp; 160 lb. Gage. 150 lb. Working Pressure, Guaranteed Air-tight.</p> <p>AS-0687 Portable Air Tank, 3.1 Gallon Capacity, Weight: 14 lbs. AS-0688 Portable Air Tank, 5.7 Gallon Capacity, Weight: 19 lbs.</p> <p><b>Replacement Parts</b></p> <p>AS-0112 Air Chuck Nozzle, A Handy Blo-Gun AS-0638-007 Pressure Gage, 160 lbs 1/8"-27 Male NPT AS-0684 Tank Valve 1/8" NPT Male AS-0684-004 Tank Valve 1/4" NPT Male AS-1686 6' Replacement Hose Assembly 1/4" NPT Male Hose End AS-1689 4' Replacement Hose Assembly 1/8" NPT Male Hose End</p>																																										
	<p><b>Tank Valves and Safety Valve</b></p> <p>AS-0684 Tank Valve 1/8" NPT Male AS-0684-004 Tank Valve 1/4" NPT Male</p>																																										

# MILTON® BRAND AIR SYSTEM PRODUCTS

## Recoil Air Hose


### Nylon Recoil Air Hose

Comes completely assembled with spring guards and reusable swivel fittings on both ends. 200 PSI maximum working pressure. Individually bagged.

- AS-1667** 1/4" ID Hose with 1/4" Male NPT both Ends - 12' Long
- AS-1669** 1/4" ID Hose with 1/4" Male NPT both Ends - 25' Long
- AS-1669-100** 1/4" ID Hose with NO FITTINGS - 100' Long
- AS-1670** 1/4" ID Hose with 1/4" Male NPT both Ends - 50' Long
  
- AS-1674** 3/8" ID Hose with 3/8" Male NPT both Ends - 25' Long
- AS-1674-004** 3/8" ID Hose with 1/4" Male NPT both Ends - 25' Long
- AS-1674-100** 3/8" ID Hose with NO FITTINGS - 100' Long
- AS-1675** 3/8" ID Hose with 3/8" Male NPT both Ends - 50' Long
- AS-1675-004** 3/8" ID Hose with 1/4" Male NPT both Ends - 50' Long

### Replacement Fittings for Nylon Recoil Hose


- AS-1669-001** 1/4" ID Swivel Hose End 1/4" NPT
- AS-1669-002** 1/4" ID Mender: repair union
- AS-1675-001** 3/8" ID Swivel Hose End 3/8" NPT
- AS-1675-005** 3/8" ID Swivel Hose End 1/4" NPT



### Polyurethane Recoil Air Hose

Completely assembled with 18" straight hose whip. Resists oil, grease, corrosion and abrasion. Kink resistant and super flexible with a working pressure of 120 PSI at 75° F. Temperature rating -40° to 100° F. Full swivel fittings both ends.

- AS-1671-010** 1/4" ID Hose with 1/4" Male NPT both Ends - 10' Long
- AS-1671-020** 1/4" ID Hose with 1/4" Male NPT both Ends - 20' Long
- AS-1671-030** 1/4" ID Hose with 1/4" Male NPT both Ends - 30' Long
  
- AS-1672-020** 3/8" ID Hose with 1/4" Male NPT both Ends - 20' Long
- AS-1672-030** 3/8" ID Hose with 1/4" Male NPT both Ends - 30' Long
  
- AS-1673-020** 3/8" ID Hose with 3/8" Male NPT both Ends - 20' Long
- AS-1673-030** 3/8" ID Hose with 3/8" Male NPT both Ends - 30' Long



### Replacement Fittings for Polyurethane Recoil Hose

- AS-1671-001** 1/4" NPT Swivel Hose End Repair Kit 1/4" ID Hose
- AS-1672-001** 1/4" NPT Swivel Hose End Repair Kit 3/8" ID Hose
- AS-1673-001** 3/8" NPT Swivel Hose End Repair Kit 3/8" ID Hose

P  
a  
g  
e



# MILTON® BRAND AIR SYSTEM PRODUCTS

## Air Hose



### Swivel End Snubber Hoses

Absorbs shock to couplers from impact tools and/or air hammers. 200 lb. working pressure, 800 lb. burst strength. All 1/4" and 3/8" ID Snubber Hoses are fitted on one end with the full 360° steel swivel end for easier use and greater flexibility.

- AS-0680S** 30" Long, 1/4" ID Hose, 1/4" NPT Male 360° Swivel One End, Female 1/4" NPT Brass Fitting Other End
- AS-0680-001S** 5' Long, 1/4" ID Hose, 1/4" NPT Male 360° Swivel One End, Female 1/4" NPT Brass Fitting Other End
- AS-0680-002S** 30" Long, 3/8" ID Hose, 1/4" NPT Male 360° Swivel One End, Female 1/4" NPT Brass Fitting Other End
- AS-0680-003S** 5' Long, 3/8" ID Hose, 1/4" NPT Male 360° Swivel One End, Female 1/4" NPT Brass Fitting Other End
- AS-0681** 2' Long, 1/2" ID Hose with 3/8" NPT Male Fittings Both Ends
- AS-0681-001** 2' Long, 1/2" ID Hose with 1/2" NPT Male Fittings Both Ends



### Heavy Duty - Light Weight Highly Flexible Snubber Hoses

These hoses are light weight Neoprene, which is more flexible than standard hose, even in extreme temperature. 250 PSI working pressure and 1000 lb. burst strength. Both 1/4" and 3/8" ID Snubber Hoses are fitted on one end with full 360° steel swivel for easier use.

- AS-1679S** 30" Long, 1/4" ID Hose, 1/4" NPT Male 360° Swivel One End, Female 1/4" NPT Brass Fitting Other End
- AS-1679-002S** 30" Long, 3/8" ID Hose, 1/4" NPT Male 360° Swivel One End, Female 1/4" NPT Brass Fitting Other End



### Deluxe Air Hose Assemblies

2 braid, 4 spiral, heavy duty construction. 250 lbs. working pressure and individually boxed.

- AS-1628** 25' Long, 5/16" ID Hose with 1/4" Male NPT X 1/4" Female NPS Swivel Barb Fitting
- AS-1628-001** 50' Long, 5/16" ID Hose with 1/4" Male NPT X 1/4" Female NPS Swivel Barb Fitting
- AS-1630** 25' Long, 1/4" ID Hose with 1/4" Male NPT Both Ends
- AS-1631** 50' Long, 1/4" ID Hose with 1/4" Male NPT Both Ends
- AS-1632** 25' Long, 3/8" ID Hose with 3/8" Male NPT Both Ends
- AS-1633** 50' Long, 3/8" ID Hose with 3/8" Male NPT Both Ends
- AS-1634** 25' Long, 3/8" ID Hose with 1/4" Male NPT Both Ends
- AS-1635** 50' Long, 3/8" ID Hose with 1/4" Male NPT Both Ends
- AS-1636** 25' Long, 1/2" ID Hose with 1/2" Male NPT Both Ends
- AS-1636-001** 50' Long, 1/2" ID Hose with 1/2" Male NPT Both Ends

# MILTON® BRAND AIR SYSTEM PRODUCTS

## Air Hose, Crimper & Ferrules

### PVC Air Hose Assemblies

Lighter in weight than standard air hose. 250 lbs. working pressure. Can be used with compressed air, water, and or with mild chemicals. This hose is oil and gas resistant.

- AS-1640** 25' Long, 1/4" ID Hose with 1/4" Male NPT Both Ends
- AS-1641** 50' Long, 1/4" ID Hose with 1/4" Male NPT Both Ends
- AS-1642** 25' Long, 3/8" ID Hose with 1/4" Male NPT Both Ends
- AS-1643** 50' Long, 3/8" ID Hose with 1/4" Male NPT Both Ends
- AS-1644** 25' Long, 3/8" ID Hose with 3/8" Male NPT Both Ends
- AS-1645** 50' Long, 3/8" ID Hose with 3/8" Male NPT Both Ends



### Bulk Deluxe Air Hose

2 braid, 4 spiral, heavy duty construction. 250 lbs. working pressure. Sold in BULK with no fittings.


- AS-1630-100** 100' Long, 1/4" ID X 5/8" OD Hose in Easy Dispense Box
- AS-1630-250** 250' Long, 1/4" ID X 5/8" OD Hose on Handy Reel
- AS-1630-500** 500' Long, 1/4" ID X 5/8" OD Hose on Handy Reel
- AS-1632-100** 100' Long, 3/8" ID X 29/32" OD Hose in Easy Dispense Box
- AS-1632-250** 250' Long, 3/8" ID X 29/32" OD Hose on Handy Reel
- AS-1632-500** 500' Long, 3/8" ID X 29/32" OD Hose on Handy Reel
- AS-1636-150** 150' Long, 1/2" ID X 7/8" OD Hose in Easy Dispense Box
- AS-1636-500** 500' Long, 1/2" ID X 7/8" OD Hose on Handy Reel



### Hose Ferrule Crimping Tool

Professional quality hose assembly is fast and easy. Crimping toll crimps ferrules on 1/4" single braid through 3/8" two braid hose. Completely self contained, this high strength ductile iron casting has five hardened steel ribbed dies, mounted in place, ready for instant use. One hand operation gives tremendous leverage because of the positive clamping action. Unit can mounted on a workbench or used as a portable tool and carried to the job site.

- AS-1626** Hose Ferrule Crimping Tool
- AS-1626-001** 7/16" Die for Crimping Welding Hose
- AS-1626-002** 13/16" Die for Crimping 1/2" ID X 7/8" OD Hose



### Brass Hose Ferrules


Economical and dependable brass ferrules enable you to make up custom hose assemblies. Because rubber hose tolerances vary up to +/-1/32" on the ID and OD it is necessary to fit ferrules and fittings to each individual hose.

- AS-1654-002** 1" X .525 ID Brass Ferrule - Fits 1/2" OD Hose
- AS-1654-003** 1" X .562 ID Brass Ferrule - Fits 9/16" OD Hose
- AS-1654-004** 1" X .593 ID Brass Ferrule - Fits 19/32" OD Hose
- AS-1654-005** 1" X .625 ID Brass Ferrule - Fits 5/8" OD Hose
- AS-1654-006** 1" X .656 ID Brass Ferrule - Fits 21/32" OD Hose
- AS-1654-007** 1" X .687 ID Brass Ferrule - Fits 11/16" OD Hose
- AS-1654-008** 1" X .718 ID Brass Ferrule - Fits 29/32" OD Hose
- AS-1654-009** 1" X .750 ID Brass Ferrule - Fits 3/4" OD Hose
- AS-1654-012** 7/8" X .900 ID Brass Ferrule - Fits 7/8" OD Hose



# MILTON® BRAND AIR SYSTEM PRODUCTS

## Air Hose & Fittings



### **Bulk Push On & Lock Air Hose**

Made of strong flexible Nitrile with spiral synthetic cord and covered with Neoprene. No clamps, ferrules or crimping tools needed. Just cut the hose to length and push on fitting. Cuts repair time down to a minimum. Working pressure 250 PSI. Burst pressure 1000 PSI.

- AS-1627-100** 100' Long X 1/4" ID X 1/2" OD Hose in Easy Dispense Box
- AS-1627-250** 250' Long X 1/4" ID X 1/2" OD Hose on Handy Reel
- AS-1627-500** 500' Long X 1/4" ID X 1/2" OD Hose on Handy Reel
- AS-1629-100** 100' Long X 3/8" ID X 5/8" OD Hose in Easy Dispense Box
- AS-1629-250** 250' Long X 3/8" ID X 5/8" OD Hose on Handy Reel
- AS-1629-500** 500' Long X 3/8" ID X 5/8" OD Hose on Handy Reel



Push On & Lock Barb

**Warning:** DO NOT USE STANDARD BARB FITTINGS ON PUSH ON & LOCK AIR HOSE. USE ONLY PUSH ON & LOCK FITTINGS.



### **Push On & Lock Brass Hose Ends and Menders**

- AS-1700** Male Hose End 1/4" ID Hose X 1/4" NPT
- AS-1702-004** Male Hose End 3/8" ID Hose X 1/4" NPT
- AS-1703-006** Male Hose End 3/8" ID Hose X 3/8" NPT
- AS-1704-006** Male Hose End 1/2" ID Hose X 1/2" NPT
- AS-1704-008** Male Hose End 1/4" ID Hose X 1/4" NPT
- AS-1705-004** Female Hose End 1/4" ID Hose X 1/4" NPT
- AS-1705-006** Female Hose End 3/8" ID Hose X 3/8" NPT
- AS-1740-004** Mender 1/4" ID Hose Both Ends
- AS-1742-006** Mender 3/8" ID Hose Both Ends



### **Full Swivel Push On & Lock Brass Male Hose Ends**

- AS-1706-004** Male Hose End 1/4" ID Hose X 1/4" NPT
- AS-1706-006** Male Hose End 3/8" ID Hose X 1/4" NPT
- AS-1707-006** Male Hose End 3/8" ID Hose X 3/8" NPT



# MILTON® BRAND AIR SYSTEM PRODUCTS

## Coupler Information Reference

**Basic Size** - This defines the air handling capacity of the coupler. The most popular size for automotive shop use is the 1/4" Basic Size, which handles air volumes up to approximately 35 SCFM (Standard Cubic Feet per Minute). This size coupler readily connects and disconnects under normal air line pressure.

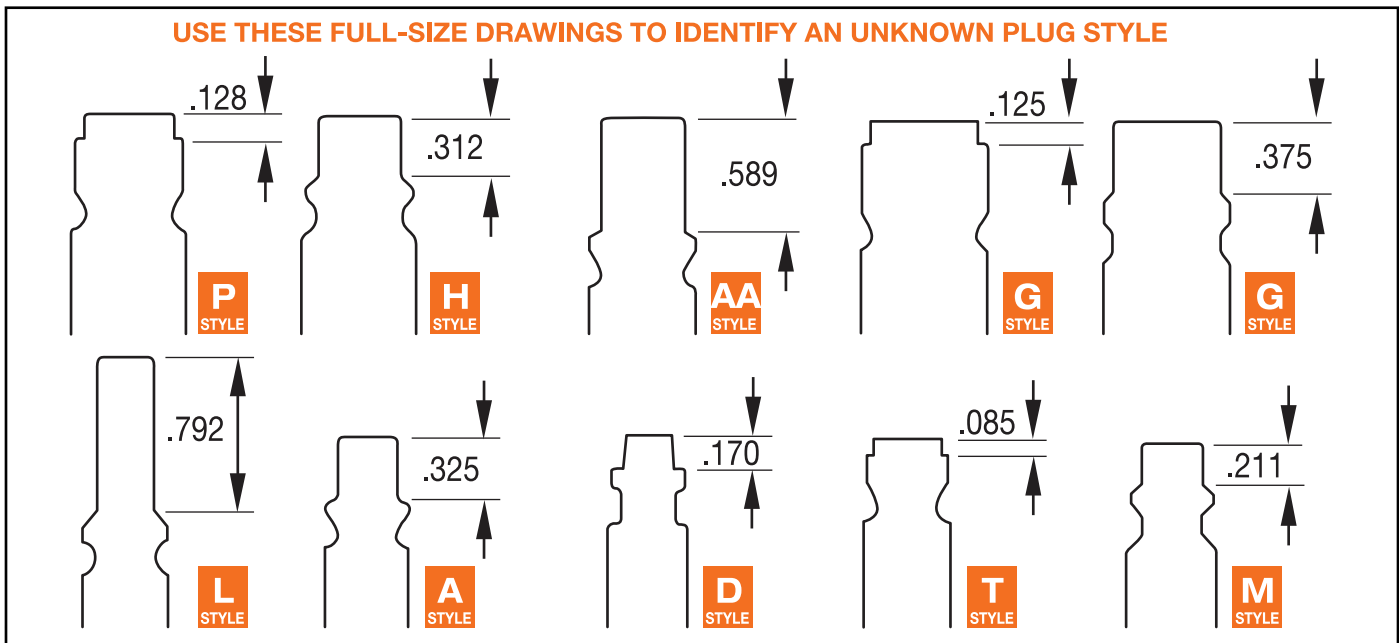
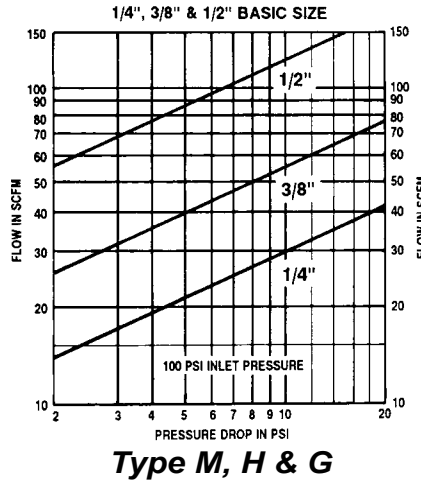
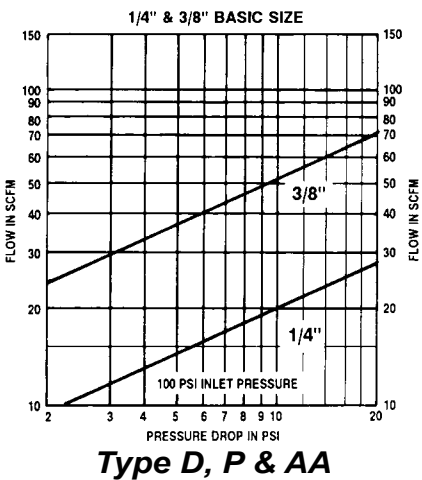
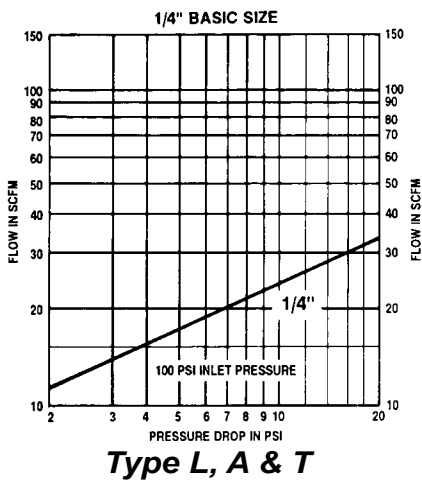
The 3/8" Basic Size will handle air volumes up to about 60 SCFM. For air volumes above this amount, use 1/2" Basic Size. These sizes are not intended to be connected or disconnected under normal line pressure.

Do not confuse the Basic Size with the pipe thread size. The latter specifies only the size of the pipe fitting the coupler or the plug connects to and nothing to do with air volume.

**Types** - Ten different coupler/plug styles are in current use in automotive and industrial applications. They were originally developed by different manufacturers. There is no advantage to one style versus another, although the Industrial Interchange types (M, H, & G) are the most popular.

Normally, the various styles are not interchangeable. But, all couplers bearing the same letter (e.g., M-type) will work together. Notice there are two G-types with different plug designs: these are interchangeable.

There is also a three way coupler body available. This coupler body will interchange with M, T & A type coupler plugs.





# MILTON® BRAND AIR SYSTEM PRODUCTS

## Air Couplers & Plugs

*With the Milton Match-Up System, all Couplers and Plugs with the Same Letter Code Can Be Used Together Regardless of the Thread Sizes*

**Type "M" Quick Change Couplers and Plugs will interchange with all Manufacturers who comply with the dimensional requirements of MIL SPEC MIL-C-4109**



**AS-0711**

### 1/4" Basic Size M-Style Interchange Series

"M" Style Bodies are Brass with Brass Sleeves.

All "M" style Plugs are Case Hardened Steel.



#### **AS-0711 Quick Change Coupler Assembly**

*–Consists of (1) AS-0715 and (1) AS-0727*



AS-0715  
AS-0718



AS-0716  
AS-0719



AS-0713



AS-0714



AS-0717



AS-1717-004  
AS-1717-006



AS-0726  
AS-0727  
AS-0732



AS-0728  
AS-0729  
AS-0731  
AS-0732



AS-0736  
AS-0736-006



AS-1736-004  
AS-1736-006



AS-0755



AS-0756

### COUPLERS

Part #	Thread	NPT
<b>AS-0715</b>	Female	1/4"
<b>AS-0716</b>	Male	1/4"
<b>AS-0718</b>	Female	3/8"
<b>AS-0719</b>	Male	3/8"

#### Couplers with Case Hardened Steel Drag Guard

<b>AS-0713</b>	Female	1/4"
<b>AS-0714</b>	Male	1/4"
<b>AS-0717</b>	Hose Barb	1/4"
<b>AS-0717-006</b>	Hose Barb	3/8"

#### Push On & Lock Couplers with Steel Drag Guard

<b>AS-1717-004</b>	Hose Barb	1/4"
<b>AS-1717-006</b>	Hose Barb	3/8"

#### Push-Type with Steel Sleeve

<b>AS-0755</b>	Female	1/4"
<b>AS-0756</b>	Male	1/4"

### PLUGS

Part #	Thread	NPT
<b>AS-0726</b>	Male	1/8"
<b>AS-0729</b>	Female	1/8"
<b>AS-0727</b>	Male	1/4"
<b>AS-0728</b>	Female	1/4"
<b>AS-0731</b>	Fem. Re-Cap	.305-32
<b>AS-0732</b>	Female	3/8"
<b>AS-0733</b>	Male	3/8"

<b>AS-0736</b>	Hose Barb	1/4"
<b>AS-0736-006</b>	Hose Barb	3/8"

#### Push On & Lock

<b>AS-1736-004</b>	Hose Barb	1/4"
<b>AS-1736-006</b>	Hose Barb	3/8"

#### Replacement Parts

<b>AS-0701</b>	Type "M" Repair Kit
<b>AS-0768</b>	Synthetic Washer

**WARNING: COUPLERS ON THIS PAGE ARE FOR USE WITH SHOP AIR ONLY!**

Specifications: All 1/4", 3/8" & 1/2"

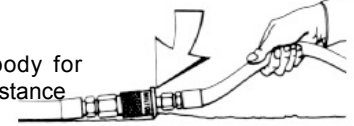
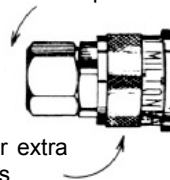
Maximum Inlet Pressure: 300 PSI Seals: Buna-N Threads: NPT

Passes more Air Volume than comparable couplers

First Push-Type Industrial Interchange Coupler with Drag Guard feature which virtually eliminates accidental disconnection

Steel sleeve for extra heavy-duty uses

Brass body for rust resistance



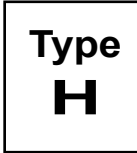


# MILTON® BRAND AIR SYSTEM PRODUCTS

## Air Couplers & Plugs

### 3/8" Basic Size Industrial Interchange Series

Type "H" Bodies are Heavy Duty Steel. All Type "H" Plugs are Case Hardened Steel. Treated to Resist Rust.



#### Couplers

Part Number	Thread Type	NPT Size
AS-1833	Female	1/4"
AS-1834	Male	1/4"
AS-1835	Female	3/8"
AS-1836	Male	3/8"

#### Standard Hose Barb

AS-1836-006	Hose Barb	3/8"
-------------	-----------	------

#### Push On & Lock

AS-1796-006	Hose Barb	3/8"
-------------	-----------	------

AS-1831 3/8" Type "H" Repair Kit

#### Plugs

Part Number	Thread Type	NPT Size
AS-1839	Male	1/4"
AS-1840	Female	1/4"
AS-1837	Male	3/8"
AS-1838	Female	3/8"

#### Standard Hose Barb

AS-1837-006	Hose Barb	3/8"
-------------	-----------	------

#### Push On & Lock

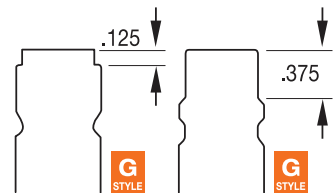
AS-1797-006	Hose Barb	3/8"
-------------	-----------	------

### Type G

### 1/2" Basic Size G-Style Series Couplers and Plugs

Type "G" Bodies are Heavy Duty Steel. All Type "G" Plugs are Case Hardened Steel. Treated to Resist Rust. There are 2 distinct G-Style plug profiles. Although different, both styles fully connect with all G-Style Couplers.

Your Choice: **TRU-Flate/Parker Style Plugs** - Also known as 1/2" Flow T-Style  
**Industrial Interchange Style Plugs** - Also known as 1/2" Flow M-Style



#### Couplers

Part Number	Thread Type	NPT Size
AS-1813	Female	3/8"
AS-1814	Male	3/8"
AS-1815	Female	1/2"
AS-1816	Male	1/2"
AS-1831	1/2" Type "G"	Repair Kit

AS-0224S Coupler KIT  
 AS-1815-002S Coupler KIT

#### Plugs

Part Number	Thread Type	NPT Size	Plug Style
AS-1819	Male	3/8"	TRU-Flate/ Parker Style Plugs
AS-1820	Female	3/8"	
AS-1817	Male	1/2"	
AS-1818	Female	1/2"	Industrial Interchange Style Plugs
AS-1855	Male	1/4"	
AS-1859	Male	3/8"	
AS-1860	Female	3/8"	
AS-1857	Male	1/2"	
AS-1858	Female	1/2"	
AS-1836-006	Hose Barb	1/2"	



**Warning: COUPLERS ON THIS PAGE ARE FOR USE WITH SHOP AIR ONLY!**

**Specifications: All 1/4", 3/8" & 1/2" Maximum Inlet Pressure:**

**300 PSI Seals: Buna-N Threads: NPT**





# MILTON® BRAND AIR SYSTEM PRODUCTS

## Air Couplers & Plugs

**Type  
T**

### 1/4" Basic Size Tru-Flate/Parker Style Interchange Series

Type "T" Coupler Bodies are Brass with Steel Sleeves. All Type "T" Plugs are Case Hardened Steel. Treated to Resist Rust.

**AS-0782 Quick Change Coupler & Plug Assembly (one AS-0785 & one AS-0783)**



AS-0779 AS-0783 AS-0784



AS-0785 AS-0788 AS-0786 AS-0789 AS-0787



AS-1783-004 AS-1783-006 AS-0786-004 AS-0786-006 AS-1786-004 AS-1786-006

### Couplers

Part Number	Thread Type	NPT Size
AS-0785	Female	1/4"
AS-0786	Male	1/4"
AS-0786-004	Hose Barb	1/4"
AS-0786-006	Hose Barb	3/8"
AS-0787	Female 1/4" (sleeve ring)	
AS-0788	Female 3/8"	
AS-0789	Male	3/8"

### Push On & Lock

AS-1786-004	Hose Barb	1/4"
AS-1786-006	Hose Barb	3/8"
AS-1831	1/4" Type "T" Repair Kit	

### Plugs

Part Number	Thread Type	NPT Size
AS-0783	Male	1/4"
AS-0784	Female 1/4"	
AS-0783-004	Hose Barb	1/4"
AS-0783-006	Hose Barb	3/8"

### Re-Capper's Plugs

AS-0779	Female	.305"-32
---------	--------	----------

### Push On & Lock


AS-1783-004	Hose Barb	1/4"
AS-1783-006	Hose Barb	3/8"

**Type  
P**


### 3/8" Basic Size Tru-Flate/Parker Style Interchange Series

All Type "T" Style Coupler Bodies are Heavy Duty Steel. All Type "T" Plugs are Case Hardened Steel. Treated to Resist Rust.

**AS-0782S High Flow Coupler & Plug Assembly (one AS-1803 & one AS-1809)**



AS-1807 AS-1809 AS-1808 AS-1810 AS-1807-006



AS-1803 AS-1805 AS-1804 AS-1806 AS-1806-006

### Couplers

Part Number	Thread Type	NPT Size
AS-1803	Female	1/4"
AS-1804	Male	1/4"
AS-1805	Female	3/8"
AS-1806	Male	3/8"
AS-1806-006	Hose Barb	3/8"

### Push On & Lock

AS-1746-006	Hose Barb	3/8"
AS-1831	3/8" Type "P" Repair Kit	

### Plugs

Part Number	Thread Type	NPT Size
AS-1809	Male	1/4"
AS-1810	Female	1/4"
AS-1807	Male	3/8"
AS-1808	Female	3/8"
AS-1807-006	Hose Barb	3/8"

### Push On & Lock

AS-1747-006	Hose Barb	3/8"
-------------	-----------	------

AS-1746-006

AS-1747-006



# MILTON® BRAND AIR SYSTEM PRODUCTS

## Air Couplers & Plugs

### 1/4" Basic Size ARO Style Interchange Series

Type "A" Bodies are Heavy Duty Steel. All Type "A" Plugs are Case Hardened Steel. Treated to Resist Rust. Push Type - Body Engages Automatically.

**Type  
A**

**AS-0772 Quick Change Coupler & Plug Assembly**  
-Consists of (1) AS-0775 & (1) AS-0777



#### Couplers

Part #	Thread	NPT
AS-0775	Female	1/4"
AS-0776	Male	1/4"
AS-0776-004	Hose Barb	1/4"
AS-0776-006	Hose Barb	3/8"

#### Plugs

Part #	Thread	NPT
AS-0777	Male	1/4"
AS-0778	Female	1/4"
AS-0777-004	Hose Barb	1/4"
AS-0777-006	Hose Barb	3/8"

#### Push On & Lock

AS-1777-006	Hose Barb	3/8"
-------------	-----------	------

### 3/8" Basic Size ARO Style Interchange Series

Type "AA" Bodies are Heavy Duty Steel. All Type "AA" Plugs are Case Hardened Steel. Treated to Resist Rust. Push Type - Body Engages Automatically.

**Type  
AA**



#### Couplers

Part #	Thread	NPT
AS-1875	Female	3/8"

#### Plugs

Part #	Thread	NPT
AS-1877	Male	3/8"
AS-1878	Female	3/8"

### 1/4" Basic Size Lincoln Style Series

Type "L" Bodies are Heavy Duty Steel. All Type "L" Plugs are Case Hardened Steel. Treated to Resist Rust. Push Type - Body Engages Automatically.

**Type  
L**



#### Couplers

Part #	Thread	NPT
AS-0790	Female	1/4"
AS-0794	Male	1/4"

#### Plugs

Part #	Thread	NPT
AS-0791	Male	1/4"
AS-0792	Female	1/4"

**Warning: COUPLERS ON PAGES 74 & 75 ARE FOR USE WITH SHOP AIR ONLY!**

**Specifications: All 1/4", 3/8" & 1/2" Maximum Inlet Pressure: 300 PSI Seals: Buna-N Threads: NPT**





# MILTON® BRAND AIR SYSTEM PRODUCTS

## Air Couplers & Plugs

### Type D

### 1/4" Basic Size Diamond-U Style Interchange Series

Type "D" Couplers are made of Heavy Duty Steel. All Type "D" Plugs are Case Hardened Steel. Treated to Resist Rust.



#### Couplers

Part #	Thread	NPT
AS-0795	Female	1/4"
AS-0796	Male	1/4"

#### Plugs

Part #	Thread	NPT
AS-0797	Male	1/4"
AS-0798	Female	1/4"



### Type A-M-T

### 1/4" Basic Size 3-Way Coupler

Type "A-M-T" Couplers are made of Heavy Duty Brass. Ideal when customer are unsure what coupler they need. Treated to Resist Rust. Push Type - Body Engages Automatically.

**Type "A" ARO (210)**

**Type "M" Milton (Industrial Interchange)**

**Type "T" Tru-Flate or Parker (Automotive)**

#### Couplers

Part #	Thread	NPT
AS-0745	Female	1/4"
AS-0746	Male	1/4"

*Accepts the three most popular 1/4" Basic type plugs sold in the U.S.*

**Warning: COUPLERS ON THIS PAGE ARE FOR USE WITH SHOP AIR ONLY!**

# MILTON® BRAND AIR SYSTEM PRODUCTS

## Air Compressor Coupler & Plug Kits

**M**  
Style



▲  
**AS-0210S - M-Style**  
**12-Piece 1/4" Coupler Kit**

(OEM REF: S210, S-210)

*Includes:*

- AS-0715** 2 1/4" NPT Female Couplers
- AS-0727** 8 1/4" NPT Male Plugs
- AS-0728** 2 1/4" NPT Female Plugs



◀ **AS-0211S - M-Style**  
**5-Piece 1/4" Coupler Kit**

(OEM REF: S211, S-211)

*Includes:*

- AS-0715** 1 1/4" NPT Female Coupler
- AS-0727** 3 1/4" NPT Male Plugs
- AS-0728** 1 1/4" NPT Female Plug



▲  
**AS-0220S - M-Style**  
**Compressor Accessory Starter Kit**

(OEM REF: S220, S-220)

*Includes:*

- AS-0148** 1 Blo-Gun
- AS-0600** 1 Male Hose End
- AS-0640** 1 Male Hose Mender
- AS-0643** 1 Female Hex Coupling
- AS-0646** 1 Male Hex Nipple
- AS-0699** 1 Female Air Chuck
- AS-0715** 2 1/4" M-Style Female Couplers
- AS-0727** 3 1/4" M-Style Male Plugs
- AS-0728** 2 1/4" M-Style Female Plugs
- AS-0911** 1 Tire Gage



▲  
**AS-0212S - M-Style**  
**7-Piece 1/4" Coupler Kit**

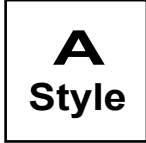
(OEM REF: S212, S-212)

*Includes:*

- AS-0715** 1 1/4" NPT Female Coupler
- AS-0727** 3 1/4" NPT Male Plugs
- AS-0728** 3 1/4" NPT Female Plug

# MILTON® BRAND AIR SYSTEM PRODUCTS

## Air Compressor Coupler & Plug Kits




◀ **AS-0213S - A-Style  
5-Piece 1/4" Coupler Kit**

(OEM REF: S213, S-213)

*Includes:*

- AS-0775** 1 1/4" NPT Female Coupler
- AS-0777** 3 1/4" NPT Male Plugs
- AS-0778** 1 1/4" NPT Female Plug



◀ **AS-0215S - T-Style  
5-Piece 1/4" Coupler Kit**

(OEM REF: S215, S-215)

*Includes:*

- AS-0785** 1 1/4" NPT Female Coupler
- AS-0783** 3 1/4" NPT Male Plugs
- AS-0784** 1 1/4" NPT Female Plug



## BIMBA/MEAD BRAND AIR SYSTEM PRODUCTS

### General Purpose Filters *Don't see the combination or specifications you need? Just ask!*

Clean, consistent air pressure is required to achieve long life for your pneumatic components. SVI offers a full line Bimba air preparation products, including air filters, pressure regulators, lubricators, combination filter/regulators, and assembled (F+R+L) combinations. Accessories are also available and include gauges, shut-off valves, porting blocks, and more.

- Available in 4 different series with port sizes ranging from 1/8" NPT to 1-1/2" NPT
- Air louvers direct air in a whirling pattern for superior air filtration and liquid separation
- Plastic (Polypropylene) or Sintered Bronze Filter media available from 5 to 100 micron rating
- **Body Material:** Aluminum Alloy Die Cast
- **Bowl Material:** Transparent Polycarbonate (Miniature Series),  
Transparent Polycarbonate with Bowl Guard (Compact and Medium Series),  
Aluminum Alloy Metal with Sight Glass (All), or Die Cast Aluminum (Miniature Series)
- Optional Automatic Drains available to eject collected liquid when the collector bowl is full
- All FRL components can be assembled in any combination

#### COMPACT



#### SPECIFICATIONS AND DIMENSIONS

**Filter Element Size:** 5, 25, 50 micron

**Maximum Inlet Pressure:**

PC Bowl 150 psig (10.5 kg/cm<sup>2</sup>) (Except Large)  
Metal Bowl 250 psig (17.5 kg/cm<sup>2</sup>)

**Max. Operating Temp. (ambient):**

PC Bowl 125° F (50° C)  
Metal Bowl 175° F (80° C)

**Standard Nominal Flow Rate at 85 psig (6 bar) supply pressure and 14.5 psig (1 bar) drop:**

1/4 NPT 90 scfm (43 dm<sup>3</sup>/sec)  
3/8, 1/2 NPT 100 scfm (48 dm<sup>3</sup>/sec)

**Manual Drain, Semi-Automatic Drain (Medium Only), or Auto Drain**

#### Compact Series (20)—Port Sizes 1/4", 3/8" and 1/2" NPT

<b>AS-2100-01</b>	1/4" NPT	Metal Bowl w/ Sight Glass	175°F max	250 psig max	Manual
<b>AS-2100-02</b>	1/4" NPT	Metal Bowl w/ Sight Glass	175°F max	250 psig max	Automatic
<b>AS-2100-03</b>	3/8" NPT	Metal Bowl w/ Sight Glass	175°F max	250 psig max	Manual
<b>AS-2100-04</b>	3/8" NPT	Metal Bowl w/ Sight Glass	175°F max	250 psig max	Automatic

#### Medium Series (60)—Port Sizes 1/2" and 3/4" NPT

<b>AS-2100-05</b>	1/2" NPT	Metal Bowl w/ Sight Glass	175°F max	250 psig max	Manual
<b>AS-2100-06</b>	1/2" NPT	Metal Bowl w/ Sight Glass	175°F max	250 psig max	Semi-Auto
<b>AS-2100-07</b>	1/2" NPT	Metal Bowl w/ Sight Glass	175°F max	250 psig max	Automatic
<b>AS-2100-08</b>	3/4" NPT	Metal Bowl w/ Sight Glass	175°F max	250 psig max	Manual
<b>AS-2100-09</b>	3/4" NPT	Metal Bowl w/ Sight Glass	175°F max	250 psig max	Semi-Auto
<b>AS-2100-10</b>	3/4" NPT	Metal Bowl w/ Sight Glass	175°F max	250 psig max	Automatic

#### Large Series (70)—Port Sizes 1" and 1-1/2" NPT

<b>AS-2100-11</b>	1" NPT	Metal Bowl w/ Sight Glass	175°F max	250 psig max	Manual
<b>AS-2100-13</b>	1" NPT	Metal Bowl w/ Sight Glass	175°F max	250 psig max	Automatic
<b>AS-2100-17</b>	1-1/2" NPT	Metal Bowl w/ Sight Glass	175°F max	250 psig max	Manual
<b>AS-2100-19</b>	1-1/2" NPT	Metal Bowl w/ Sight Glass	175°F max	250 psig max	Automatic

#### MEDIUM





# BIMBA/MEAD BRAND AIR SYSTEM PRODUCTS

## Air Pressure Regulators *Don't see the regulator or specifications you need? Just ask!*

Clean, consistent air pressure is required to achieve long life for your pneumatic components. SVI offers a full line Bimba air preparation products, including air filters, pressure regulators, lubricators, combination filter/regulators, and assembled (F+R+L) combinations. Accessories are also available and include gauges, shut-off valves, porting blocks, and more.

- Available in 4 different series with port sizes ranging from 1/8" NPT to 1-1/2" NPT
- Relieving diaphragm style reduces downstream pressure spikes
- Includes a non-rising plastic knob adjustment
- All FRL components can be assembled in any combination



### SPECIFICATIONS AND DIMENSIONS

**Regulator Type:** Relieving Diaphragm  
**Body Material:** Aluminum Alloy Die Cast  
**Pressure Adjustment:** Non-Rising Plastic Knob  
**Max. Inlet Pressure:** Miniature = 250 PSIG; Compact, Medium and Large = 300 PSIG  
**Max. Operating Temp. (ambient):** 175° F (80° C)  
**Regulated Secondary Outlet Pressure Ranges Available\***

5 to 55 psig  
 12 to 125 psig (Miniature, Compact, or Medium)  
 15 to 150 psig

**Gauge Size:** 40 mm OD (Compact and Medium)  
 52 mm OD (Large)

**Gauge Port Size:** 1/8" NPT

**Standard Nominal Flow Rate at 145 psig (10 bar) supply pressure, 85 psig (6 bar) secondary pressure, 14.5 psig (1 bar) drop**

Compact:	1/4" NPT	49 scfm (23 dm <sup>3</sup> /sec)
	3/8", 1/2" NPT	84 scfm (40 dm <sup>3</sup> /sec)
Medium:	1/2" NPT	130 scfm (60 dm <sup>3</sup> /sec)
	3/4" NPT	170 scfm (80 dm <sup>3</sup> /sec)
Large:	1" to 1-1/2" NPT	440 scfm (210 dm <sup>3</sup> /sec)

**Panel Mounting:** Nut Included Std. (1.89" dia. hole required for panel mounting)

\* Note: Regulated pressures can be adjusted to pressures greater than or less than the pressure ranges specified. For best results pressure should always be set by adjusting the pressure up to the desired setting. Do not use these units to control pressures outside of the specified ranges.



### Compact Series (20 Series)—Port Sizes 1/4", 3/8" and 1/2" NPT

<b>AS-2101-01</b>	1/4" NPT	Non-Rising Plastic Knob, No Gauge	15 to 150 psi range
<b>AS-2101-02</b>	3/8" NPT	Non-Rising Plastic Knob, No Gauge	15 to 150 psi range

### Medium Series (60 Series)—Port Sizes 1/2" and 3/4" NPT

<b>AS-2101-03</b>	1/2" NPT	Non-Rising Plastic Knob, No Gauge	15 to 150 psi range
<b>AS-2101-04</b>	3/4" NPT	Non-Rising Plastic Knob, No Gauge	15 to 150 psi range

### Large Series (70 Series)—Port Sizes 1" and 1-1/2" NPT

<b>AS-2101-05</b>	1" NPT	Non-Rising Plastic Knob, No Gauge	15 to 150 psi range
<b>AS-2101-07</b>	1-1/2" NPT	Non-Rising Plastic Knob, No Gauge	15 to 150 psi range





# BIMBA/MEAD BRAND AIR SYSTEM PRODUCTS

## Air Line Lubricators *Don't see the lubricator or specifications you need? Just ask!*

Clean, consistent air pressure is required to achieve long life for your pneumatic components. SVI offers a full line Bimba air preparation products, including air filters, pressure regulators, lubricators, combination filter/regulators, and assembled (F+R+L) combinations. Accessories are also available and include gauges, shut-off valves, porting blocks, and more.

- Available in 4 different series with port sizes ranging from 1/8" NPT to 1-1/2" NPT
- Distributes oil into air line, increasing life of downstream valves/actuators
- Fine adjust knob with visual indication gives constant oil/air output ratio
- **Body Material:** Aluminum Alloy Die Cast
- **Bowl Material:** Transparent Polycarbonate with Bowl Guard or Aluminum Alloy Metal with Sight Glass
- All FRL components can be assembled in any combination



### SPECIFICATIONS AND DIMENSIONS

**Lubricator Type:** Misting Type

**Bowl Capacity:** 160cc (Compact); 200cc (Medium); 1 liter (Large)

**Maximum Inlet Pressure:**

PC Bowl 150 psig (10.5 kg/cm<sup>2</sup>)

Metal Bowl 250 psig (17.5 kg/cm<sup>2</sup>)

**Max. Operating Temp. (ambient):**

PC Bowl 125° F (50° C)

Metal Bowl 175° F (80° C)

**Standard Nominal Flow Rate at 85 psig (6 bar) supply and 14.5 psig (1 bar) pressure drop**

Compact: 1/4" NPT 37 scfm (18 dm<sup>3</sup>/sec)

3/8", 1/2" NPT 74 scfm (74 dm<sup>3</sup>/sec)

Medium: 1/2" NPT 110 scfm (52 dm<sup>3</sup>/sec)

3/4" NPT 125 scfm (60 dm<sup>3</sup>/sec)

Large: 1" to 1-1/2" NPT 410 scfm (195 dm<sup>3</sup>/sec)

**Minimum Flow Required to Start (at 6 bar inlet):**

1/4" NPT 2.5 scfm (1.2 dm<sup>3</sup>/sec)

3/8", 1/2" NPT 4.0 scfm (1.9 dm<sup>3</sup>/sec)

1/2" NPT 3.2 scfm (1.5 dm<sup>3</sup>/sec)

3/4" NPT 3.2 scfm (1.5 dm<sup>3</sup>/sec)

1" to 1-1/2" NPT 7.2 scfm (3.4 dm<sup>3</sup>/sec)

**Recommended Lubricants (Large Series):**

Use any misting type oil rated 50–200 SSU (ISO Grade 7–46) at 100° F (38° C).

### Compact Series (20)—Port Sizes 1/4", 3/8" and 1/2" NPT

**AS-2102-01** 1/4" NPT Metal Bowl w/ Sight Glass 175°F max 250 psig max

**AS-2102-02** 3/8" NPT Metal Bowl w/ Sight Glass 175°F max 250 psig max

### Medium Series (60)—Port Sizes 1/2" and 3/4" NPT

**AS-2102-03** 1/2" NPT Metal Bowl w/ Sight Glass 175°F max 250 psig max

**AS-2102-04** 3/4" NPT Metal Bowl w/ Sight Glass 175°F max 250 psig max

### Large Series (70)—Port Sizes 1" and 1-1/2" NPT (Metal Bowl Only)

**AS-2102-05** 1" NPT Metal Bowl w/ Sight Glass 175°F max 250 psig max

**AS-2102-07** 1-1/2" NPT Metal Bowl w/ Sight Glass 175°F max 250 psig max







## BIMBA/MEAD BRAND AIR SYSTEM PRODUCTS

### Assembled Combinations *Don't see the specifications you need? Just ask!*

Clean, consistent air pressure is required to achieve long life for your pneumatic components. SVI offers a full line Bimba air preparation products, including air filters, pressure regulators, lubricators, combination filter/regulators, and assembled (F+R+L) combinations. Accessories are also available and include gauges, shut-off valves, porting blocks, and more.



- Available in 4 different series with port sizes ranging from 1/8" NPT to 3/4" NPT
- Combination designs save space and installation time
- Manual, Automatic and Semi-Automatic drain types available
- Bowls are available in transparent polycarbonate or metal zinc die cast
- All FRL components can be assembled in any combination

### Filter, Regulator, Lubricator

Models listed below are for the Metal Bowl option and include a Gauge and Mounting Bracket.

<b>AS-2103-01</b>	1/4" NPT	Manual Drain	15 to 150 psi
<b>AS-2103-01A</b>	1/4" NPT	Automatic Drain	15 to 150 psi
<b>AS-2103-02</b>	3/8" NPT	Manual Drain	15 to 150 psi
<b>AS-2103-02A</b>	3/8" NPT	Automatic Drain	15 to 150 psi
<b>AS-2103-03</b>	1/2" NPT	Manual Drain	15 to 150 psi
<b>AS-2103-03A</b>	1/2" NPT	Automatic Drain	15 to 150 psi
<b>AS-2103-04</b>	3/4" NPT	Manual Drain	15 to 150 psi
<b>AS-2103-04A</b>	3/4" NPT	Automatic Drain	15 to 150 psi



# STANDARD REPLACEMENT AIR RECEIVER TANKS

*(available as an SVI special order product)*

SVI air receivers are designed for new or replacement compressor and motor assemblies. They meet A.S.M.E. U Code for city and state requirements on all commercial and industrial installations.

The A.S.M.E. Certificate is required to meet safety codes in most localities. The A.S.M.E. code assures the buyer that only code approved materials are used,

the steel plate is without defects and is the specified thickness, the tanks have the proper openings and supports, it has been professionally welded in accordance with code specifications, and the tank has been properly tested. All SVI air receiver tanks meet these specifications. For further tank size and N.P.T. opening dimensions please contact SVI.

## Features:

- \* **Standard Universal Motor Slots (on platform models only)**
- \* **Accurately Positioned Openings**
- \* **Vibration Resistant**
- \* **Attention to Detail**

All SVI air receivers are National Board registered. USCG, ABS, CSA and California UG 22 approvals are also available. Standard design temperature is 450° F. All openings are N.P.T. threaded. Standard outside finish is gray primer. Other finishes are available upon request. In addition to the sizes listed, SVI can

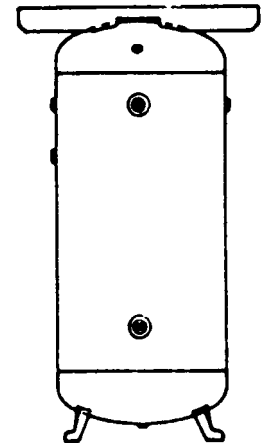
furnish many other sizes and dimensions. We can also fabricate alternate sizes up to 144" diameter, 15 tons maximum weight, and 1500 P.S.I.

Tank quantities may be combined for best price. This does not include non-standard tanks. Prices subject to change without notice.

### Vertical Tank with Feet and Platform

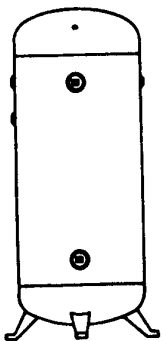
SVI Part #	Gallon Capacity	Size	P.S.I.	Shipping Weight
AS-2200-01	30	16 x 38	200	107 lbs.
AS-2200-02	60	20 x 48	200	192 lbs.
AS-2200-03	80	24 x 48	200	257 lbs.
AS-2200-04*	120	30 x 46	200	429 lbs.

\* Includes a base ring instead of feet.



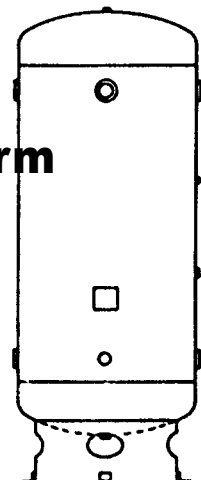
### Vertical Tank with Feet / NO Platform

SVI Part #	Gallon Capacity	Size	P.S.I.	Shipping Weight
AS-2200-05	30	16 x 38	200	85 lbs.
AS-2200-06	60	20 x 48	200	159 lbs.
AS-2200-07	80	24 x 48	200	220 lbs.



### Vertical Tank with Base Ring / NO Platform

SVI Part #	Gallon Capacity	Size	P.S.I.	Shipping Weight
AS-2200-08	120	24 x 67	200	329 lbs.
AS-2200-09	200	30 x 72	200	525 lbs.
AS-2200-10	240	30 x 84	200	670 lbs.
AS-2200-11	400	36 x 93	165	740 lbs.
AS-2200-12	400	36 x 93	200	935 lbs.

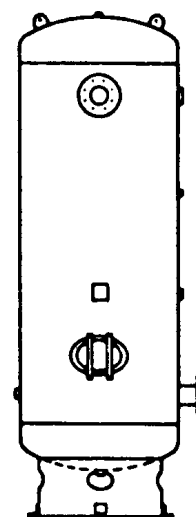


# STANDARD REPLACEMENT AIR RECEIVER TANKS

*(available as an SVI special order product)*

## Vertical Tank for Industrial Applications

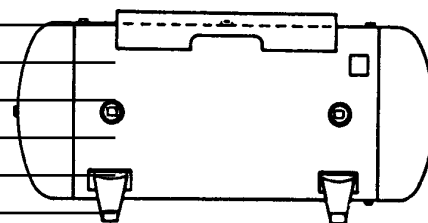
SVI Part #	Gallon Capacity	Size	P.S.I.	Shipping Weight
AS-2200-13	660	42 x 117	165	1365 lbs.
AS-2200-14	660	42 x 117	200	1570 lbs.
AS-2200-15	1060	48 x 144	165	2035 lbs.
AS-2200-16	1060	48 x 144	200	2335 lbs.



## Horizontal Tank with Feet and Platform


SVI Part #	Gallon Capacity	Size	P.S.I.	Shipping Weight
AS-2200-17	10	10 x 30	200	43 lbs.
AS-2200-18	15	12 x 33	200	51 lbs.
AS-2200-19	20	14 x 33	200	79 lbs.
AS-2200-21	30	16 x 38	200	111 lbs.
AS-2200-22	60	20 x 48	200	204 lbs.
AS-2200-23	80	20 x 63	200	263 lbs.
AS-2200-24	120	24 x 67	200	382 lbs.
AS-2200-25*	200	30 x 72	200	632 lbs.
AS-2200-26*	240	30 x 84	200	716 lbs.

\* Has saddles



## Horizontal Tank with Feet Only / NO Platform

SVI Part #	Gallon Capacity	Size	P.S.I.	Shipping Weight
AS-2200-27	60	20 x 48	200	170 lbs.



## Gasoline Engine Receiver Tank (For Gasoline Engine Driven Compressors) Platform size: 13" x 30"

SVI Part #	Gallon Capacity	Size	P.S.I.	Shipping Weight
AS-2200-28	30	16 x 38	200	161 lbs.

If you require specific platform or N.P.T. opening dimensions please call **SVI**. We can also supply 300 P.S.I. air receivers and special sizes. Many other sizes and P.S.I. rating tanks, along with horizontal tanks with saddles only, are available. Please call for details.



**REPAIR PARTS FOR CAMPBELL-HAUSFELD AIR COMPRESSORS**

**DIRECTFIT™**

SVI Part #	OEM Ref #	Description
AE-2100-001	CV006406AV	Throttle Control
AE-2100-002	CV221505AV	In-Tank Check Valve
AE-2100-003	CV006402AV	Throttle Control
AE-2100-004	CV223300AV	In-Tank Check Valve
AE-2100-005	CV006404AV	Throttle Control
AE-2100-006	CV006410AV	Throttle Control
AE-2100-007	CV006411AV	Throttle Control
AE-2100-008	ST128408AV	Pilot Dischg Check Valve Hand Unloader
AE-2100-009	ST128404AV	Pilot Dischg Check Valve Hand Unloader
AE-2100-010	CV006412AV	Throttle Control
AE-2100-011	V-214701AV	Piloted Unloader Valve
AE-2100-012	ST128410AV	Pilot Dischg Check Valve Hand Unloader
AE-2100-013	ST128411AV	Pilot Dischg Check Valve Hand Unloader
AE-2100-014	ST128412AV	Pilot Dischg Check Valve Hand Unloader
AE-2100-015	ST128413AV	Pilot Dischg Check Valve Hand Unloader
AE-2100-016	ST058700AV	Smart Start 1/2"
AE-2100-017	ST128414AV	Piloted Unloader Valve
AE-2100-018	CV006415AV	Throttle Control
AE-2100-019	HF454100AV	Throttle Control
AE-2100-020	HF454000AV	Throttle Control
AT-28415	HL018200AV	Housing, Element included
AT-31116	IP032900AV	Air Filter Element
AT-31118	IP032901AV	Air Filter Element
AT-20146	IS001101AV	Oil Filter Cartridge/Element
AT-22232	IS006200AV	Air/Oil Separator
AT-22208	IS021600AV	Air/Oil Separator
AT-22516	IS041000AV	Air/Oil Separator
AT-22516	IS0410GB0010	Air/Oil Separator
AT-22232	IS501000AJ	Air/Oil Separator
AT-22208	IS501600AJ	Air/Oil Separator
AT-22516	IS501900AJ	Air/Oil Separator
AT-22469	PS007300AV	Air/Oil Separator
AT-29641	PS008800AV	Air Filter Element
AT-20156	PS009801AV	Oil Filter Cartridge/Element
AT-22208	SK101000AJ	Air/Oil Separator
AT-29726	ST073903AV	Air Filter Element
AT-30150	ST073905AV	Air Filter Element

SVI Part #	OEM Ref #	Description
AT-29847	ST073907AV	Air Filter Element
AT-30173	ST073908AV	Air Filter Element
AT-28372	ST073916AV	Air Filter Element
AT-30736	ST119100AV	Air Filter Element
AT-24201	TF0202700AV	Oil Filter Cartridge/Element
AT-29847	TF060504AV	Air Filter Element
AT-24201	TW013100AV	Oil Filter Cartridge/Element
AT-28441	VH901100AV	Breather Element
AT-28417	VH901700AV	Housing, Element included
AT-28409	VH901800AV	Air Filter Element
AT-28409	VH901800AV	Air Filter Element
AT-30733	VT042500AV	Air Filter Element
AT-28358	WL012000AV	Air Filter Element
AT-28372	WL012300AV	Air Filter Element
AT-28389	91348550	Air Filter Element
AT-28389	ST073921AV	Air Filter Element
AT-31724	VP000800AJ	Oil - 1 Gallon (4/CS)
AT-24552	VP1011585	Air/Oil Separator
AT-24152	VP354304	Oil Filter Cartridge/Element
AT-20164	VP354342	Oil Filter Cartridge/Element
AT-29407	VP354342	Oil Filter Cartridge/Element
AT-23588	VP356682	Mist Eliminator Filter Element
AT-30680	VP357900	Air Filter Element
AT-35020	VP370724	Mist Eliminator Filter Element



**REPAIR PARTS FOR COLEMAN POWERMATE AIR COMPRESSORS**

**DIRECTFIT™**

SVI Part #	OEM Ref #	Description
AS-2300-001	136-0037	Safety Valve
AS-2300-002	136-0067	Safety Valve
AS-2300-003	136-0047	Safety Valve
AT-31696	018-0060SP	Oil - 1 Quart (12/CS)
AT-31686	018-0063SP	Oil - 1 Gallon (4/CS)

SVI Part #	OEM Ref #	Description
AT-29726	019-0023	Air Filter Element
AT-30734	019-0052	Air Filter Element
AT-29660	019-0053	Air Filter Element
AT-30121	019-0166	Air Filter Element
AT-38343	019-0221	Air Filter Element

P  
a  
g  
e  
116



**REPAIR PARTS FOR CHAMPION® AIR COMPRESSORS**



**Made in America!**

**AS-2201-04** (OEM Ref # ZTD1)

**DIRECTFIT™**

**Automatic Tank Drain Valve for Champion® and other brand Air Compressors**

*Only Air Compressors equipped with centrifugal unloaders or unloader-type pressure switches can use this drain valve.*



**AS-2201-03**  
(OEM Ref # Z5941)  
**Automatic Tank Drain Repair Kit for Champion Air Compressors**

Champion® is a registered trademark of Gardner Denver.

SVI PART #	FOR	OEM #	DESCRIPTION
AS-2201-03	Champion	Z5941	Automatic Tank Drain Repair Kit
AS-2201-03-1	Champion	TD9	Diaphragm
AS-2201-03-2	Champion	TD3	Valve Disc
AS-2201-03-3	Champion	P01882A	Valve Spring
AS-2201-03-4	Champion	TD7	Valve Stem
AS-2201-03-5	Champion	TD18	Disc Backup Washer
AS-2201-04	<b>Champion</b>	<b>ZTD1</b>	<b>Automatic Tank Drain Valve</b>
AS-2201-05	Champion	TD5	Timer Body
AS-2201-06	Champion	TD6	Timer Screw
AS-2201-07	Champion	M2399	Timer Lock Nut
AS-2201-08	Champion		ATD Valve Timer Assembly
AS-2201-09	Champion	TD2	Diaphragm Cover Casting
AS-2201-11	Champion	TD4	Diaphragm Plate
AS-2201-12	Champion	TD1	Drain Valve Body Casting
AS-2201-13	Champion	TD16	O-Ring
AS-2201-17	Champion	M745	Hex Nut
AS-2201-19	Champion	CQP14868A	Intake Plug Gasket
AS-2201-20	Champion	TD10	Intake Plug
AS-2201-23	Champion	M3473	Hex Head Machine Screw
AS-2201-24	Champion	M1651	Screen

**LOOKING FOR SAFETY VALVES OR CHECK VALVES FOR ANOTHER OEM COMPRESSOR?**

**CHECK OUT OUR VALVES SECTION, OR CALL SVI!**

P  
a  
g  
e



**REPAIR PARTS FOR CHAMPION® AIR COMPRESSORS**

**SAFETY VALVES**

**DIRECTFIT™**

SVI Part #	For	OEM Ref #	Description
AS-2205-50	Champion	M2836	Safety Valve 1/4" 70 psi
AS-2205-51	Champion	M3685	Safety Valve 1/4" 75 psi
AS-2205-52	Champion	CC1009750	Safety Valve 1/4" 75 psi
AS-2205-53	Champion	M3181	Safety Valve 1/2" 75 psi
AS-2205-54	Champion	M3651	Safety Valve 1/2" 75 psi
AS-2205-55	Champion	M3652	Safety Valve 1" 75 psi
AS-2205-56	Champion	M2837	Safety Valve 1/4" 100 psi
AS-2205-57	Champion	M2838	Safety Valve 1/4" 125 psi
AS-2205-58	Champion	M2839	Safety Valve 1/4" 150 psi
AS-2205-59	Champion	M3653	Safety Valve 1/2" 150 psi
AS-2205-60	Champion	M2840	Safety Valve 1/4" 165 psi
AS-2205-61	Champion	M2841	Safety Valve 1/4" 175 psi
AS-2205-62	Champion	M2842	Safety Valve 1/4" 190 psi
AS-2205-63	Champion	M2843	Safety Valve 1/4" 200 psi
AS-2205-64	Champion	M2844	Safety Valve 1/4" 225 psi
AS-2205-65	Champion	M2845	Safety Valve 1/4" 275 psi
AS-2205-66	Champion	M3751	Safety Valve 1/8" 200 psi
AS-2205-67	Champion	CC1010200	Safety Valve 1" 200 psi
AS-2205-68	Champion	M3144	Safety Valve 1/4" 75 psi
AS-2205-69	Champion	M2846	Safety Valve 1/4" 150 psi
AS-2205-70	Champion	M2847	Safety Valve 1/4" 200 psi
AS-2205-71	Champion	P09061A	Safety Valve 1/4" 275 psi
AS-2205-76	Champion	P09704A	Safety Valve



Safety Valve for Champion



Safety Valve for Champion AS-2205-53 AS-2205-67



Safety Valve for Champion AS-2205-51 AS-2205-66



Safety Valve for Champion AS-2205-68 AS-2205-69 AS-2205-70 AS-2205-71



Check Valve for Champion AS-2205-72 AS-2205-73 AS-2205-74 AS-2205-75

**CHECK VALVES**

AS-2205-72	Champion	P03590A	Check Valve 1.25" x 1.25" Male X Female
AS-2205-73	Champion	P05822A	Check Valve .75" x .75" Male x Female
AS-2205-74	Champion	P03690A	Check Valve 1" x 1" Male x Female
AS-2205-75	Champion	P07538A	Check Valve .75" x .75", 1/8" Side Port

**OTHER**

AS-2205-77	Champion	P09865A	Unloader Pilot Valve
AS-2205-78	Champion	P11282A	Throttle Control
AS-2205-79	Champion	LO15A	Micro Switch
AS-2205-80	Champion	P09892A	1/2" NPT Filter Silencer

All names, numbers, symbols and descriptions are used for reference purposes only. It is not implied that any part listed is the product of these manufacturers; however, some parts may be the actual product of these manufacturers. Champion® is a registered trademark of Gardner Denver.

**LOOKING FOR SAFETY VALVES OR CHECK VALVES FOR ANOTHER OEM COMPRESSOR?**

**CHECK OUT OUR VALVES SECTION, OR CALL SVI!**



**AS-2205-79 (OEM REF LO15A / LO-15A, 26DK84)**  
**Low Oil Replacement Micro-Switch for Champion Switch Model Z-685 / Z685, Gardner Denver and SpeedAir**

**For Champion Models:** RV15 and RV30

**For Gardner Denver Models**

**For Speedaire, Grainger Models:** 1WD21, 4XA67, 1WD46, 4XA68, 1WD48, 4XA59, 1WD54, 1WD55, 4XA61, 1WD57, 1WD58, 4XA60, 1WD61, 4XA62, 1WD63, 1WD64, 1WD65, 1WD22, 1WD50, 1WD52, 1WD67, 1WD68, 1WD70, 1WD71, 1WD72, 1WD73, 1WD74, 1WD75, 1WD76, 1WD78

**Need another switch?**


Call us with your OEM number.



# REPAIR PARTS FOR CHAMPION® AIR COMPRESSORS

SVI Part #	For	OEM Ref #	Description
AS-2204-01	Champion	NR29A	Cylinder Flange Gasket
AS-2204-11	Champion	Z130 R15	<b>Governor Housing Gasket Set R15 AS-2204-11A thru -11D</b>
AS-2204-11A	Champion	SE1430 R15	Governor Housing Gasket .032
AS-2204-11B	Champion	SE1430A R15	Governor Housing Gasket .005 / .007
AS-2204-11C	Champion	SE1430B R15	Governor Housing Gasket .010
AS-2204-11D	Champion	SE1430C R15	Governor Housing Gasket .015
AS-2204-12	Champion	SE1489 R15	Governor Housing Cover Gasket
AS-2204-13	Champion	R30	Cork Access Plate Gasket (older models)
AS-2204-14	Champion	Z3030 R30	<b>Governor Housing Gasket Set R30 AS-2204-14A thru -14D</b>
AS-2204-14A	Champion	SE3030 R30	Governor Housing Gasket .032
AS-2204-14B	Champion	SE3030A R30	Governor Housing Gasket .005 / .007
AS-2204-14C	Champion	SE3030B R30	Governor Housing Gasket .010
AS-2204-14D	Champion	SE3030C R30	Governor Housing Gasket .015
AS-2204-15	Champion	SE489 R30	Governor Housing Cover Gasket
AS-2204-16	Champion		Aluminum Gasket .590 OD
AS-2204-17	Champion	NR29A	Cylinder Flange Gasket
AS-2204-49	Champion	Z813	<b>Low Pressure Discharge Valve Assy</b>
AS-2204-50	Champion	P04135A	Valve Gasket
AS-2204-51	Champion	M2097	Discharge Valve Seat
AS-2204-52	Champion	RE1061	Valve Disc
AS-2204-53	Champion	RE1059	Valve Spring
AS-2204-54	Champion	M2099	Discharge Valve Cage
AS-2204-61	Champion	Z115	<b>High Pressure Discharge Valve Kit</b>
AS-2204-62	Champion	P04137A P09171A	Valve Gasket Copper
AS-2204-63	Champion	RE757A	Discharge Valve Seat
AS-2204-66	Champion	M2100	Discharge Valve Cage
AS-2204-67	Champion	P04136A CQP14869A	Valve Gasket Aluminum
AS-2204-68	Champion	M3220	Hex Head Screw
AS-2204-71	Champion	Z812	<b>Low Pressure Intake Valve Assy</b>
AS-2204-72	Champion	P04134A	Valve Gasket Copper
AS-2204-73	Champion	M2098	Intake Valve Cage
AS-2204-74	Champion	RE1458	Valve Spring
AS-2204-75	Champion	RE1470	Valve Disc
AS-2204-76	Champion	RE1471	Intake Valve Seat
AS-2204-77	Champion		Hex Head Capscrew
AS-2204-79	Champion	Z11937	<b>High Pressure Intake Valve Assy</b>
AS-2204-81	Champion	P14224A	Intake Valve Cage
AS-2204-82	Champion	P13866A RE760	Valve Spring
AS-2204-83	Champion	P13865A RE1062	Valve Disc
AS-2204-84	Champion	P14118B	Intake Valve Seat
AS-2205-03	Champion	Z104G	<b>Valve Gasket Kit R30</b>
AS-2205-04	Champion	Z102G	<b>Valve Gasket Kit R15</b>
AS-2205-05	Champion	Z102	Replacement Valve Kit with Gaskets
AS-2205-21	Champion	Z321	<b>Gasket Kit R30</b>
AS-2205-22	Champion	Z297	<b>Gasket Kit R15A, R15B</b>

**DIRECTFIT™**




**AS-2204-11 (OEM Ref Z130)  
Governor Housing Gasket Set R15  
for Champion Compressors**



**AS-2204-14 (OEM Ref Z3030)  
Governor Housing Gasket Set R30  
for Champion Compressors**



**AS-2205-21 (OEM Ref Z321)  
Gasket Kit R30 for Champion  
Compressors**




**AS-2205-22  
(OEM Ref Z297)  
Gasket Kit R15A, R15B for  
Champion Compressors**

P  
a  
g  
e

All names, numbers, symbols and descriptions are used for reference purposes only. It is not implied that any part listed is the product of these manufacturers; however, some parts may be the actual product of these manufacturers. Champion® is a registered trademark of Gardner Denver.

**REPAIR PARTS FOR CHAMPION® AIR COMPRESSORS**

**DIRECTFIT™**




**AS-2205-05**  
(OEM Ref Z102)  
**Replacement Valve Kit with Gaskets for Champion Compressors R15 and R15A and Speedaire models 3Z180, 3Z181, 3Z180A and 3Z181A.**



**AS-2205-04**  
(OEM Ref Z102G)  
**Valve Gasket Kit for Champion Air Compressors R15**




**AS-2205-03**  
(OEM Ref Z104G)  
**Valve Gasket Kit for Champion Air Compressors R30**



**AS-2204-49** (OEM Ref Z813)  
**Low Pressure Discharge Valve Assembly for Champion Compressors**  
*(front and back views pictured)*



**AS-2204-61** (OEM Ref Z115)  
**High Pressure Discharge Valve Kit for Champion Compressors**  
*(front and back views pictured)*



**AS-2204-71** (OEM Ref Z812)  
**Low Pressure Intake Valve Assembly for Champion Compressors**  
*(front and back views pictured)*



**AS-2204-79** (OEM Ref Z11937)  
**High Pressure Intake Valve Assembly for Champion Compressors**  
*(front and back views pictured)*

P  
a  
g  
e





**REPAIR PARTS FOR CHAMPION® AIR COMPRESSORS**

**DIRECTFIT™**

**FILTER PRODUCTS**

AT-30580	2117176	Air Filter Element	AT-36445	C250CE	GR10 Coalescing Element
AT-24377	2117675	Air/Oil Separator	AT-36367	C250DE	GR10 Coalescing Element
AT-24377	2117761	Air/Oil Separator	AT-36278	C250EE	GR6 Coalescing Element
AT-30580	2117763	Air Filter Element	AT-36173	C250FE	GR4 Coalescing Element
AT-30005	2117900	Air Filter Element	AT-36069	C250GE	Adsorber Filter Element
AT-23663	2117908	Air/Oil Separator	AT-35877	C35BE	GR12 Separator Element
AT-29685	2117910	Air Filter Element	AT-36397	C35CE	GR10 Coalescing Element
AT-24432	2117912	Air/Oil Separator	AT-36351	C35DE	GR10 Coalescing Element
AT-20166	2117916	Oil Filter Cartridge/Element	AT-36233	C35EE	GR6 Coalescing Element
AT-30318	2118180	Air Filter Element	AT-36137	C35FE	GR4 Coalescing Element
AT-30068	2118181	Air Filter Element	AT-36025	C35GE	Adsorber Filter Element
AT-27716	2118351	Air Filter Element	AT-36603	C375BE	GR12 Coalescing Element
AT-29705	2118362	Air Filter Element	AT-36457	C375CE	GR10 Coalescing Element
AT-28492	2118503	Air Filter Element	AT-36370	C375DE	GR10 Coalescing Element
AT-29351	2118504	Air Filter Element	AT-36290	C375EE	GR6 Coalescing Element
AT-20150	2118506	Oil Filter Cartridge/Element	AT-36180	C375FE	GR4 Coalescing Element
AT-30753	2118507	Air/Oil Separator Spin-On	AT-36079	C375GE	Adsorber Filter Element
AT-30964	2118520	Air/Oil Separator Spin-On	AT-35644	C485BE	GR12 Coalescing Element
AT-28492	2118526	Air Filter Element	AT-36469	C485CE	GR10 Coalescing Element
AT-29351	2118527	Air Filter Element	AT-36373	C485DE	GR10 Coalescing Element
AT-28942	2118531	Oil Filter Cartridge/Element	AT-36301	C485EE	GR6 Coalescing Element
AT-30753	2118533	Air/Oil Separator Spin-On	AT-36188	C485FE	GR4 Coalescing Element
AT-31130	28H293	Oil - 1 Gallon (4/CS)	AT-36089	C485GE	Adsorber Filter Element
AT-31224	28H294	Oil - 5 Gallon Bucket	AT-35890	C60BE	GR12 Separator Element
AT-31760	300ERP369	Oil Filter Element	AT-36409	C60CE	GR10 Coalescing Element
AT-24700	300ERP6013	Air/Oil Separator	AT-36355	C60DE	GR10 Coalescing Element
AT-24432	301ECF6013	Air/Oil Separator	AT-36244	C60EE	GR6 Coalescing Element
AT-23672	301EFD6013	Air/Oil Separator	AT-36146	C60FE	GR4 Coalescing Element
AT-23672	311EFD6013	Air/Oil Separator	AT-36036	C60GE	Adsorber Filter Element
AT-35644	C1000BE	GR12 Coalescing Element	AT-35657	C625BE	GR12 Coalescing Element
AT-36504	C1000CE	GR10 Coalescing Element	AT-36481	C625CE	GR10 Coalescing Element
AT-36383	C1000DE	GR10 Coalescing Element	AT-36376	C625DE	GR10 Coalescing Element
AT-36334	C1000EE	GR6 Coalescing Element	AT-36312	C625EE	GR6 Coalescing Element
AT-36212	C1000FE	GR4 Coalescing Element	AT-36196	C625FE	GR4 Coalescing Element
AT-36117	C1000GE	Adsorber Filter Element	AT-36099	C625GE	Adsorber Filter Element
AT-35903	C100BE	GR12 Separator Element	AT-35670	C780BE	GR12 Coalescing Element
AT-36421	C100CE	GR10 Coalescing Element	AT-36494	C780CE	GR10 Coalescing Element
AT-36359	C100DE	GR10 Coalescing Element	AT-36379	C780DE	GR10 Coalescing Element
AT-36255	C100EE	GR6 Coalescing Element	AT-36325	C780EE	GR6 Coalescing Element
AT-36155	C100FE	GR4 Coalescing Element	AT-36204	C780FE	GR4 Coalescing Element
AT-36047	C100GE	Adsorber Filter Element	AT-36109	C780GE	Adsorber Filter Element
AT-35636	C170BE	GR12 Coalescing Element	AT-23763	CFE1E	Mist Eliminator Filter Element
AT-36433	C170CE	GR10 Coalescing Element	AT-23840	CFE2E	Mist Eliminator Filter Element
AT-36363	C170DE	GR10 Coalescing Element	AT-23915	CFE3E	Mist Eliminator Filter Element
AT-36267	C170EE	GR6 Coalescing Element	AT-23964	CFE4E	Mist Eliminator Filter Element
AT-36164	C170FE	GR4 Coalescing Element	AT-24103	CFE5E	Mist Eliminator Filter Element
AT-36058	C170GE	Adsorber Filter Element	AT-24129	CFE6E	Mist Eliminator Filter Element
AT-35865	C20BE	GR12 Separator Element	AT-24226	CFE7E	Mist Eliminator Filter Element
AT-36386	C20CE	GR10 Coalescing Element	AT-24262	CFE8E	Mist Eliminator Filter Element
AT-36347	C20DE	GR10 Coalescing Element	AT-35657	CP625BE	GR12 Coalescing Element
AT-36222	C20EE	GR6 Coalescing Element	AT-36510	CP625CE	GR10 Coalescing Element
AT-36129	C20FE	GR4 Coalescing Element	AT-36339	CP625EE	GR6 Coalescing Element
AT-36015	C20GE	Adsorber Filter Element	AT-36216	CP625FE	GR4 Coalescing Element
AT-35917	C250BE	GR12 Separator Element	AT-36121	CP625GE	Adsorber Filter Element
			AT-39335	CSH1000CE	GR6 Coalescing Element



**REPAIR PARTS FOR CHAMPION® AIR COMPRESSORS**

**DIRECTFIT™**

**FILTER PRODUCTS**

AT-39324	CSH1000PE	GR10 Coalescing Element
AT-39369	CSH100CE	GR6 Coalescing Element
AT-39356	CSH100PE	GR10 Coalescing Element
AT-39402	CSH1250CE	GR6 Coalescing Element
AT-39391	CSH1250PE	GR10 Coalescing Element
AT-39433	CSH1500CE	GR6 Coalescing Element
AT-39422	CSH1500PE	GR10 Coalescing Element
AT-39466	CSH150CE	GR6 Coalescing Element
AT-39454	CSH150PE	GR10 Coalescing Element
AT-39501	CSH225CE	GR6 Coalescing Element
AT-39489	CSH225PE	GR10 Coalescing Element
AT-39533	CSH300CE	GR6 Coalescing Element
AT-39522	CSH300PE	GR10 Coalescing Element
AT-39567	CSH30CE	GR6 Coalescing Element
AT-39554	CSH30PE	GR10 Coalescing Element
AT-39600	CSH450CE	GR6 Coalescing Element
AT-39589	CSH450PE	GR10 Coalescing Element
AT-39632	CSH650CE	GR6 Coalescing Element
AT-39620	CSH650PE	GR10 Coalescing Element
AT-39666	CSH65CE	GR6 Coalescing Element
AT-39654	CSH65PE	GR10 Coalescing Element
AT-39695	CSH700CE	GR6 Coalescing Element
AT-39685	CSH700PE	GR10 Coalescing Element
AT-39729	CSH75CE	GR6 Coalescing Element
AT-39716	CSH75PE	GR10 Coalescing Element
AT-24432	ECF03498328	Air/Oil Separator
AT-29426	EFC89758129	Air Filter Element
AT-25108	K01122E	Oil Change Service Kit
AT-25125	K0457E	Oil Change Service Kit
AT-25151	KM1122E	Maintenance Service Kit
AT-25162	KM3045E	Maintenance Service Kit
AT-25173	KM457E	Maintenance Service Kit
AT-30202	M1445	Air Filter Element
AT-30202	M23019	Air Filter Element
AT-27910	M3537	Condensate Separator Kit
AT-27914	M3538	Condensate Separator Kit
AT-27918	M3539	Condensate Separator Kit
AT-28148	M3540	Condensate Separator Kit
AT-28156	M3543	Condensate Separator Kit
AT-28169	M3547	Condensate Separator Kit
AT-28184	M3549	Condensate Separator Kit

AT-31995	P00992A	Air Filter Element
AT-20156	P04222A	Oil Filter Cartridge/Element
AT-29816	P04224A	Air Filter Element
AT-21068	P04264A	Air/Oil Separator
AT-20554	P04265A	Air/Oil Separator
AT-29876	P04401A	Air Filter Element
AT-21224	P04402A	Air/Oil Separator
AT-21496	P04839A	Air/Oil Separator
AT-21658	P04840A	Air/Oil Separator
AT-26359	P05011A	Air Filter Element
<b>AT-30150</b>	<b>P05050A</b>	<b>Air Filter Element</b>
AT-30173	P05051A	Air Filter Element
AT-21848	P05460A	Air/Oil Separator
AT-30493	P05533A	Air Filter Element
AT-30121	P05975A	Air Filter Element
AT-30307	P06044A	Air Filter Element
AT-20146	P07008A	Oil Filter Cartridge/Element
AT-29913	P07171A	Air Filter Element
AT-29898	P07172A	Air Filter Element
AT-23503	P07335A	Air/Oil Separator
AT-22403	P07510A	Air/Oil Separator
AT-29673	P07625A	Air Filter Element
AT-22244	P07645A	Air/Oil Separator
AT-30104	P08208A	Air Filter Element
AT-22647	P08430A	Air/Oil Separator
AT-29898	P08564A	Air Filter Element
AT-31224	P08905A	Oil - 5 Gallon Bucket
AT-31264	P08906A	Oil - 55 Gallon Drum
AT-31668	P08907A	Oil - 55 Gallon Drum
AT-31657	P08908A	Oil - 5 Gallon Bucket
AT-31686	P08909A	Oil - 1 Gallon (4/CS)
AT-31318	P09118A	Oil - 5 Gallon Bucket
AT-31334	P09119A	Oil - 55 Gallon Drum
AT-33043	P09182A	20 Micron Interceptor
AT-33046	P09415A	40 Micron Interceptor
AT-31696	P09479A	Oil - 1 Quart (12/CS)
AT-24152	P10066A	Oil Filter Cartridge/Element
AT-30611	P12698A	Air Filter Element
AT-31088	P12723A	Air/Oil Separator Spin-On
AT-28942	P12724A	Oil Filter Cartridge/Element
AT-31638	P12908A	Oil - 5 Gallon Bucket
AT-28411	Z837	Air Filter Discs Kit



**REPAIR PARTS FOR FRICK AIR COMPRESSORS**

**Many Filter Products Available—Call Today!**

SVI Part #	For	OEM Ref #	Description
AT-40004	Frick	531A0105H04	Manway Gasket



P  
a  
g  
e



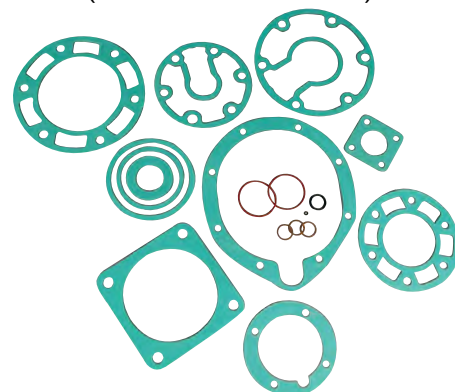
# REPAIR PARTS FOR INGERSOLL RAND AIR COMPRESSORS

**DIRECTFIT™**

SVI Part #	OEM Ref #	Description
AE-3211-001	SS810-TK2	SS810 Tune Up Kit
AE-3211-002	SS800-TK2	SS815 and SS825 Tune Up Kit
AE-3211-003	SS850-TK2	SS850 Tune Up Kit
AE-3211-010	SS800-42A	Vane
AE-3211-011	SS800-583	Clutch Spring
AE-3211-012	SS800-67	Cylinder O-Ring
AE-3211-013	SS800-244	Drive Housing O-Ring
AE-3211-014	SS800-337	Piston O-Ring
AE-3211-015	SS800-151	Inner Bulkhead O-Ring
AE-3211-016	SS800-152	Outer Bulkhead O-Ring
AE-3211-017	SS800-181	Bulkhead Retainer
AE-3211-018	SS800-99	Cylinder Alignment Pin
AE-3211-019	SS800-359	Rear Drive Gear Bearing
AE-3211-020	SS800-24	Rear Rotor Bearing
AE-3211-021	SS800-272	Seal
AE-3211-022	SS800R-419	Pinion Spring
AE-3211-023	SS800L-419	Pinion Spring
AE-3211-024	SS800-335	Pinion Spring Sleeve
AE-3211-025	SS800-22	Front Rotor Bearing
AE-3211-026	SS800-632	Drive Gear Shaft Bearing Retainer
AE-3211-027	SS800-176	Drive Gear Screw O-Ring
AE-3211-028	SS800-366	Clutch Spring Cup Retainer
AE-3211-029	SS800-271	Seal
AE-3211-030	SS800-273	Seal
AE-3211-040	SS660-363-13	Bearing
AE-3212-001	510-669A	End Plate Alignment Pin
AE-3212-225	C321-606	Small Rotor Bearing O-Ring
AE-3212-465	HRA20A-990	Large Rotor Bearing O-Ring
AE-3212-520	30418826	Gasket Kit 10T Type 30
AE-3212-521	37007390	Gasket Kit 10T2 Type 30
AE-3212-522	37126729	Gasket Kit 10T3NL Type 30
AE-3212-524	30423339	Gasket Kit 15T2 Type 30
AE-3212-525	37007408	Gasket Kit 15T4 Type 30
AE-3212-526	30423370	Gasket Kit 20T Type 30
AE-3212-527	30423388	Gasket Kit 20T2 Type 30
AE-3212-528	30423370	Gasket Kit 25T Type 30
AE-3212-529	37190782	Gasket Kit 25T2 Type 30
AE-3212-530	32153793	Gasket Kit 30T Type 30
AE-3212-531	37126711	Gasket Kit 5T2NL Type 30
AE-3212-532	30420558	Gasket Kit 7T Type 30
AE-3212-533	30420566	Gasket Kit 7T2 Type 30
AE-3212-541	30420541	Gasket Kit 71T & 71T2 Type 30
AE-3212-542	30418834	Gasket Kit 15T H15T Type 30
AE-3212-552	30439285	Frame End Cover Gasket
AE-3212-553	30294656	Unloader Cover Gasket
AE-3212-554	30294698	Unloader Body Gasket 5"
AE-3212-555	30294680	Unloader Body Gasket 3-3/4"

SVI Part #	OEM Ref #	Description
AE-3212-556	30294193	Low Pressure Airhead Gasket
AE-3212-557	30294508	High Pressure Airhead Gasket
AE-3212-558	37007754	High Pressure Airhead Top Gasket
AE-3212-559	37007747	Low Pressure Airhead Top Gasket
AE-3212-560	30294961	Shaft End Cover Gasket
AE-3212-561	30294870	Manifold Gasket
AE-3212-562	30294235	Flange Gasket
AE-3212-563	32136715	Silicon O-Ring
AE-3212-564	95674677	Copper Washer Gasket
AE-3212-565	95018149	Nitrile O-Ring 1-1/8" OD
AE-3212-566		Nitrile O-Ring 1/4" OD
AE-3212-570	37138138	HP Ring Kit 15T, 20T2, 64, 71T Type 30
AE-3212-571	37138104	HP Ring Kit 10T Type 30
AE-3212-572	37184165	HP Ring Kit 10T2 Type 30
AE-3212-573	32015125	HP Ring Kit 10T3NL Type 30
AE-3212-574	37138096	HP Ring Kit 20T, 25T Type 30
AE-3212-575	32194151	HP Ring Kit 25T2, 30T Type 30
AE-3212-576	32015117	HP Ring Kit 5T2NL Type 30
AE-3212-577	32138211	HP Ring Kit 7T Type 30
AE-3212-578	37138088	HP Ring Kit 7T2 Type 30
AE-3212-579	32015133	HP Ring Kit 15T2 Type 30
AE-3212-580	37138344	HP Ring Kit 15T4 Type 30
AE-3212-585	37138096	LP Ring Kit 10T Type 30
AE-3212-586	W114364T26	LP Ring Kit 10T2 Type 30
AE-3212-587	32015109	LP Ring Kit 5T2NL, 10T3NL Type 30
AE-3212-588	32198376	LP Ring Kit 7T, 15T, 20T, 20T2 Type 30
AE-3212-589	32194144	LP Ring Kit 15T2 Type 30
AE-3212-590	32298952	LP Ring Kit 15T4 Type 30
AE-3212-591	32194144	LP Ring Kit 25T, 25T2, 30T Type 30
AE-3212-623	32127490	Valve Head Kit 10T Type 30
AE-3212-624	32134033	Valve Head Kit 10T2 Type 30
AE-3212-625	32132953	Valve Head Kit 10T3NL Type 30
AE-3212-626	32133951	Valve Head Kit 15T2 Type 30

**AE-3212-541**  
(OEM REF 30420541)



**GIVE SUGGESTIONS—PUT US TO WORK FOR YOU!**

If there are other kits or parts for anything else you would like us to look into making, just let us know and we will go to work for you. Keep us busy making things here in the United States that will help save you money and increase your bottom line performance. SVI is your answer!



**REPAIR PARTS FOR INGERSOLL RAND AIR COMPRESSORS**

**DIRECTFIT™**



AE-3212-627	32134017	Valve Head Kit 15T4 Type 30
AE-3212-628	32133886	Valve Head Kit 20T, 25T Type 30
AE-3212-629	32134173	Valve Head Kit 20T2 Type 30
AE-3212-630	32127532	Valve Head Kit 25T2 Type 30
AE-3212-631	32157539	Valve Head Kit 30T Type 30
AE-3212-632	32132912	Valve Head Kit 5T2NL Type 30
AE-3212-633	HK-71T	Valve Head Kit 71T Type 30
AE-3212-634	32133860	Valve Head Kit 7T Type 30
AE-3212-635	32133936	Valve Head Kit 7T2 Type 30
AE-3212-640	32133035	Ring & Gasket Kit 10T Type 30
AE-3212-641	32134041	Ring & Gasket Kit 10T2 Type 30
AE-3212-642	32132961	Ring & Gasket Kit 10T3NL Type 30
AE-3212-643	32218869	Ring & Gasket Kit 15T Type 30
AE-3212-644	32226342	Ring & Gasket Kit 15T2 Type 30
AE-3212-645	32257933	Ring & Gasket Kit 15T4 Type 30
AE-3212-646	32133894	Ring & Gasket Kit 20T Type 30
AE-3212-647	32134181	Ring & Gasket Kit 20T2 Type 30
AE-3212-648	32133902	Ring & Gasket Kit 25T Type 30
AE-3212-649	32127540	Ring & Gasket Kit 25T2 Type 30
AE-3212-650	32194003	Ring & Gasket Kit 30T Type 30
AE-3212-651	32132920	Ring & Gasket Kit 5T2NL Type 30
AE-3212-652	TK-71T	Ring & Gasket Kit 71T Type 30
AE-3212-653	32133878	Ring & Gasket Kit 7T Type 30
AE-3212-654	32133944	Ring & Gasket Kit 7T2 Type 30
AE-3213-025	32132938	Bearing and Rod Kit 5T2NL Type 30
AE-3213-026	32132979	Bearing and Rod Kit 10T Type 30
AE-3213-027	32127474	Bearing and Rod Kit 7T Type 30
AE-3213-028	32127516	Bearing and Rod Kit 15T-30T Type 30
AE-3215-001	32262867	Pilot Discharge Check Valve with Hand Unloader
AE-3215-002	32283418	In-Tank Check Valve

AE-3215-003	32304180	Pilot Valve with Hand Unloader
AE-3215-004	56269590	In-Tank Check Valve
AE-3215-005	32304214	Pilot Valve with Hand Unloader
AE-3215-006	32304222	Pilot Valve with Hand Unloader
AE-3215-007	35315795	Pilot Valve
AE-3215-008	35325950	Pilot Valve
AE-3215-009	97162820	In-Tank Check Valve
AE-3215-010	32262867	Pilot Discharge Check Valve with Hand Unloader
AE-3215-011	32141558	In-Tank Check Valve
AE-3215-012	97162812	In-Tank Check Valve
AE-3215-013	97331235	In-Tank Check Valve
AE-3215-014	97333165	In-Tank Check Valve
AE-3215-015	32170797	Pilot Valve
AE-3215-016	32302945	Throttle Control
AE-3215-017	32497588	Pilot Discharge Check Valve with Hand Unloader
AE-3215-018	32308132	Throttle Control
AE-3215-019	32499766	In-Tank Check Valve
AE-3215-020	32254716	Pilot Discharge Check Valve with Hand Unloader
AE-3215-021	32254724	Pilot Discharge Check Valve w/ Dual Control

**LOOKING FOR SAFETY VALVES OR CHECK VALVES FOR ANOTHER OEM COMPRESSOR?**

**CHECK OUT OUR VALVES SECTION, OR CALL SVI!**



**SVI offers over 1700 filter products for Ingersoll Rand!**

*Call today with your filter part number:*

**800-321-8173**



**REPAIR PARTS FOR JENNY / EMGLO AIR COMPRESSORS**

**DIRECTFIT™**

SVI Part #	OEM Ref #	Description
AE-3700-001	141-1040	In-Tank Check Valve
AE-3700-002	141-1039	In-Tank Check Valve
AE-3700-003	141-1036	In-Tank Check Valve
AE-3700-004	141-1064	Piloted Unloader Valve
AE-3700-005	632-1094	Rebuild for Emglo 8P Gas Panel
AE-3700-006	632-1094	Rebuild for Emglo Airmate Panel
AE-3700-007		Rebuild for Emglo 8P Panel
AE-3700-008		Rebuild for Emglo Dual Panel
AE-3700-009		Rebuild for Emglo 8P Electric Panel
AE-3700-010	141-1072	In-Tank Check Valve
AE-3700-011	141-1035	In-Tank Check Valve
AE-3700-012	141-1037	In-Tank Check Valve
AE-3700-013	141-1038	In-Tank Check Valve
AE-3700-014	141-1004	ASME Safety Valve
AE-3700-015	141-1047	Pilot Valve



SVI Part #	OEM Ref #	Description
AT-28927	126000	Oil Filter Cartridge/Element
AT-29116	126001	Air Filter Element
AT-30798	126002	Air/Oil Separator Spin-On
AT-28589	126003	Oil Filter Cartridge/Element
AT-30553	126005	Air Filter Element
AT-30964	126008	Air/Oil Separator Spin-On
AT-29828	150-1010	Air Filter Element
AT-28389	150-1104	Air Filter Element
AT-30798	638-63171	Air/Oil Separator Spin-On
AT-30173	FE15	Air Filter Element
AT-28389	G54E	Air Filter Element
AT-29828	L54E	Air Filter Element



**REPAIR PARTS FOR MI-T-M AIR COMPRESSORS**

SVI Part #	For	OEM Ref #	Description
AS-5600-001	MI-T-M	22-0357	Pilot Discharge Check Valve w/ Dual Control
AS-5600-002	MI-T-M	33-0413	Throttle Control
AS-5600-003	MI-T-M	22-0363	In-Tank Check Valve
AS-5600-004	MI-T-M	33-0414	Throttle Control
AS-5600-005	MI-T-M	33-0392	Throttle Control
AS-5600-006	MI-T-M	22-0269	Pilot Discharge Check Valve w/ Dual Control
AS-5600-007	MI-T-M	33-0359	Throttle Control
AS-5600-008	MI-T-M	22-0228	Safety Valve
AS-5600-009	MI-T-M	22-0267	Safety Valve
AS-5600-010	MI-T-M	22-0435	In-Tank Check Valve
AS-5600-011	MI-T-M	22-0270	Pilot Discharge Check Valve w/ Hand Unloader
AS-5600-012	MI-T-M	33-0295	Throttle Control
AS-5600-013	MI-T-M	22-0332	Piloted Unloader Valve
AS-5600-014	MI-T-M	22-0346	Pilot Discharge Check Valve w/ Hand Unloader
AS-5600-015	MI-T-M	33-0399	Throttle Control
AS-5600-016	MI-T-M	22-0334	In-Tank Check Valve
AS-5600-017	MI-T-M	33-0401	Throttle Control
AS-5600-018	MI-T-M	33-0394	Throttle Control
AS-5600-019	MI-T-M	22-0357	Pilot Discharge Check Valve w/ Dual Control
AS-5600-020	MI-T-M	22-0436	In-Tank Check Valve
AS-5600-021	MI-T-M	22-0470	Pilot Discharge Check Valve



**REPAIR PARTS FOR MIDWEST AIR TECHNOLOGIES AIR COMPRESSORS**

SVI Part #	For	OEM Ref #	Description
AS-5700-001	Midwest Air Technologies	E106181	Safety Valve





REPAIR PARTS FOR QUINCY COMPRESSORS

**DIRECTFIT™**

SVI Part #	OEM Ref #	Description
AS-6300-001	1312100005	Safety Valve
AS-6300-002	111089-100	Safety Valve
AS-6300-003	111089-140	Safety Valve
AS-6300-004	111089-150	Safety Valve
AS-6300-005	111089-165	Safety Valve
AS-6300-006	111089-175	Safety Valve
AS-6300-007	111089-200	Safety Valve
AS-6300-008	111089-215	Safety Valve
AS-6300-009	2961-50	Safety Valve
AS-6300-010	2961-55	Safety Valve
AS-6300-011	2961-90	Safety Valve
AS-6300-012	2961-100	Safety Valve
AS-6300-013	2961-120	Safety Valve
AS-6300-014	2961-125	Safety Valve
AS-6300-015	110513-125	Safety Valve
AS-6300-016	2961-150	Safety Valve
AS-6300-017	110513-150	Safety Valve
AS-6300-018	110513-155	Safety Valve
AS-6300-019	2961-165	Safety Valve
AS-6300-020	110513-165	Safety Valve
AS-6300-021	110513-175	Safety Valve
AS-6300-022	2961-185	Safety Valve
AS-6300-023	2961-200	Safety Valve
AS-6300-024	110513-200	Safety Valve

SVI Part #	OEM Ref #	Description
AS-6300-025	2961-215	Safety Valve
AS-6300-026	2961-225	Safety Valve
AS-6300-027	2961-250	Safety Valve
AS-6300-028	110513-250	Safety Valve
AS-6300-029	2961-275	Safety Valve
AS-6300-030	2961-350	Safety Valve
AS-6300-031	111425-225	Safety Valve
AS-6300-032	111425-270	Safety Valve
AS-6300-033	111425-275	Safety Valve
AS-6300-034	111425-325	Safety Valve
AS-6300-035	111425-350	Safety Valve
AS-6300-036	111425-500	Safety Valve
AS-6300-037	111425-550	Safety Valve
AS-6300-038	3022-55	Safety Valve
AS-6300-039	3022-90	Safety Valve
AS-6300-040	3022-100	Safety Valve
AS-6300-041	3022-150	Safety Valve
AS-6300-042	3022-165	Safety Valve
AS-6300-043	3022-175	Safety Valve
AS-6300-044	3022-200	Safety Valve
AS-6300-045	3022-250	Safety Valve
AS-6300-046	3022-275	Safety Valve
AT-30150	110377E075	Air Filter Element



**SVI offers hundreds of filter products for Quincy Compressor!**

*Call today with your filter part number:*

**800-321-8173**

P  
a  
g  
e  
126

**GIVE SUGGESTIONS—PUT US TO WORK FOR YOU!**

If there are other kits or parts for anything else you would like us to look into making, just let us know and we will go to work for you. Keep us busy making things here in the United States that will help save you money and increase your bottom line performance. SVI is your answer!



## REPAIR PARTS FOR ROLAIR AIR COMPRESSORS

**DIRECTFIT™**

SVI Part #	For	OEM Ref #	Description
AS-6500-001	Rolair	3800B	Automatic Drain Valve
AS-6500-002	Rolair	131B	Piloted Unloader Valve
AS-6500-003	Rolair	131BIG	Piloted Unloader Valve
AS-6500-004	Rolair	131	Pilot Valve
AS-6500-005	Rolair	131B2	
AS-6500-006	Rolair	CV3X4TWB	In-Tank Check Valve
AS-6500-007	Rolair	CV10X10T	In-Tank Check Valve
AS-6500-008	Rolair	CV3X4T	In-Tank Check Valve
AS-6500-009	Rolair	CV4X4L	In-Line Check Valve
AS-6500-010	Rolair	CV4X4T	In-Tank Check Valve
AS-6500-011	Rolair	CV4X4TA	In-Tank Check Valve
AS-6500-012	Rolair	CV6X6T	In-Tank Check Valve
AS-6500-013	Rolair	CV6X6TF	In-Tank Check Valve
AS-6500-014	Rolair	CV8X6T	In-Tank Check Valve
AS-6500-015	Rolair	CV8X8T	In-Tank Check Valve
AS-6500-016	Rolair	131CVT	Pilot Discharge Check Valve w/ Hand Unloader
AS-6500-017	Rolair	131CVQ	Pilot Discharge Check Valve w/ Hand Unloader
AS-6500-018	Rolair	131CVS	Pilot Discharge Check Valve w/ Hand Unloader
AS-6500-019	Rolair	BW-12	Throttle Control
AS-6500-020	Rolair	BW-18	Throttle Control
AS-6500-021	Rolair	BW-24	Throttle Control
AS-6500-022	Rolair	BW-36	Throttle Control
AS-6500-023	Rolair	BW-48	Throttle Control
AS-6500-024	Rolair	SRV0250N150	Safety Valve
AS-6500-025	Rolair	SRV0250N165	Safety Valve
AS-6500-026	Rolair	SRV0250A150	Safety Valve
AS-6500-027	Rolair	SRV0250A175	Safety Valve
AS-6500-028	Rolair	SRV0250A200	Safety Valve
AT-31995	Rolair	0043CH	Air Filter Element
AT-29180	Rolair	0238CH	Air Filter Element
AT-31993	Rolair	0294CH	Air Filter Element
AT-28358	Rolair	317013000F	Air Filter Element
AT-29726	Rolair	R431	Air Filter Element



## REPAIR PARTS FOR SANBORN MFG. AIR COMPRESSORS

SVI Part #	For	OEM Ref #	Description
AS-6700-001	Sanborn	136-0046	Safety Valve
AS-6700-002	Sanborn	136-0056	Safety Valve
AS-6700-003	Sanborn	136-0005	Safety Valve
AS-6700-004	Sanborn	136-0073	Safety Valve
AS-6700-005	Sanborn	136-0077	Safety Valve
AS-6700-006	Sanborn	136-0007	Safety Valve



**LOOKING FOR SAFETY VALVES OR CHECK VALVES FOR ANOTHER OEM COMPRESSOR?**

**CHECK OUT OUR VALVES SECTION, OR CALL SVI! 127**



DIRECT FIT™ BRAND

SVI International, Inc.

Catalogs and Information Online: www.sviinternational.com

EASY TO ORDER:
800-321-8173
815-748-0200
Fax: 800-899-1784 • 815-748-0210
E-Mail: parts@sviintl.com
www.sviinternational.com

AUTO LIFT REPAIR PARTS FOR ALL MAKES & MODELS

~NO MATTER THE AGE OF THE LIFT!

- Arm Restraint Kits & Parts
• Cables—Lifting and Equalizing
• Chain
• doorjammerPRO - Door Protection Pad
• Height Extensions and Rubber Pads
• Installation Products & Tools
• Power Units and Parts
• Pulleys and Chain Rollers
• Seal Kits for In-Ground & Surface Mount
• Safety Legs / Non-Rotators
• Replacement Lift Kits
• Power Post Lifting Systems
• Tanks for In-Ground Lifts
• Turf Attachments for 2-Post Lifts

AIR COMPRESSOR PARTS

- Air Receiver Tanks • Compressor Mufflers
• Automatic Tank Drain Valve for Champion Compressors
• Filters—Many OEM Ref Available!
• Filters, Regulators, Lubricators
• Intake Filter Products
• Milton Air System Products
• Re-Coil Hose • Valves
• Vibration Dampening Pads & much more!

BRAKE LATHES REPAIR PARTS

- Brake Lathe Repair Parts and Accessories for All Makes



EXHAUST REMOVAL SYSTEMS & PRODUCTS

FLUID DELIVERY

- Lenz Fittings
• Steel Hydraulic Line Tubing and Fittings
• Strut and Hangers

HOSE REELS BY REELCRAFT®

HYDRAULIC CYLINDERS—

- Custom Single-Acting Large Bore Cylinders
• Also see "Lifting Equipment"

LIFTING EQUIPMENT

- New In-Ground Lifts—Car, Truck & Bus
• Small Equipment Shop Maintenance (SESM) Lifts for lifting Landscape Equip. ATVs / UTVs, Motorcycles, Lawn Mowers, Golf Carts and More!
• Custom Lifting Equipment incl. Production Line Lifts, Rail Car Lifts and More
• Custom Hydraulic Cylinders for Various Applications
• Turf Attachments for 2-Post Lifts
• In-Ground Lift Sections and Kits
• And more!

LUBRICATION & PAINT / FOAM SPRAY REPAIR PARTS & KITS FOR:

- Alemite • ARO • Balcrank • Graco • Lincoln

PETROLEUM EQUIPMENT & REPAIR PARTS FOR:

- Gas Pump & Meter Kits and Parts for Gasboy • Tokheim • Fill-Rite
• Including Parts for Older Pumps: Wayne • Bennett • Gilbarco • Bowser A.O. Smith (Geosource) • Southwest

SEAL KITS

SHOP EQUIPMENT

- Hein-Werner Products • Omega Products
• Porto-Power • Pro-Lift

TIRE EQUIPMENT REPAIR PARTS

- Tire Changer and Wheel Balancer Parts for All Makes

Table listing various tire equipment brands and products like Accu-Turn, FMC, Nussbaum, All Tool, Giuliano, Ranger, Ammco®, Hofmann, Sicam, BaseLine®, Hunter, Sice, Bosch, John Bean / Snap-On, Cemb (JBC), Teco, Coats®, Kwik-Way, Tuxedo, Corghi, Launch.

VALVES

- Air Compressor Valves of All Types
• Air and Hoist Control Valves
• Ball Valves • Check Valves
• Kingston Valves • Pressure Relief Valves
• Relief Valves • Safety Valves
• Solenoid Valves
• Tire Changer Valves • And More!

CUSTOM PRODUCTS

And let us know if you want something you use in your shop to be added to our product line!

SURFACE MOUNT LIFT PARTS FOR:

Table listing various lift parts manufacturers and models like Acanus, Gemini, Quality, Ammco®, Gilbarco, Ranger, Alamo / Globe, Ravaglioli, ASSSA, Grand, Rotary Lifts, ALM, Hofmann, Silent Tech, AMI, Hydralift, Slift, Ashawa, Ime Istobal, Somers Souriau, Ben Pearson, Kismet, Stenhoj, BendPak, Kimm, Stertil Koni, Benwil, Koni, Sun, Bishamon, Launch, Tecalemit, Boston, Laycock, Titan, Bradbury, Lincoln, Weaver, Cascos, Maha, Werther, Consul, Manitowoc Lifts, Western, Challenger, Mohawk, Westinghouse, Force, Nussbaum, Wheeltronic, Ford Smith, OMA, Worth, Forward, OMCN, Zippo, Fuchs/Zippo, PMW.

IN-GROUND LIFT PARTS FOR:

Table listing various in-ground lift parts manufacturers like Benwil, Gilbarco, PKS Lifts, Challenger, Globe, Rotary, Cochin, HDL/ISS Innovative, US Hoist, Curtis, Joyce, Weaver, Ford Smith, Manitowoc Lifts, Western.

DIRECT FIT™ In addition to SVI's DIRECT FIT™ BRAND, we are proud to be a one-stop shop for many other great products including:



Main Office: 155 Harvestore Drive • DeKalb, IL 60115

All names, numbers, symbols and descriptions are used for reference purposes only. It is not implied that any part listed is the product of these manufacturers. SVI does not represent and is not associated in any way with any other companies. Entire contents copyright © 2020, SVI International, Inc. Prices subject to change without notice. \*AMMCO, BASELINE, COATS and DUCKHEAD are registered trademarks of Hennessy Industries, Inc. SVI International, Inc. is not associated in any way with Hennessy Industries, Inc.

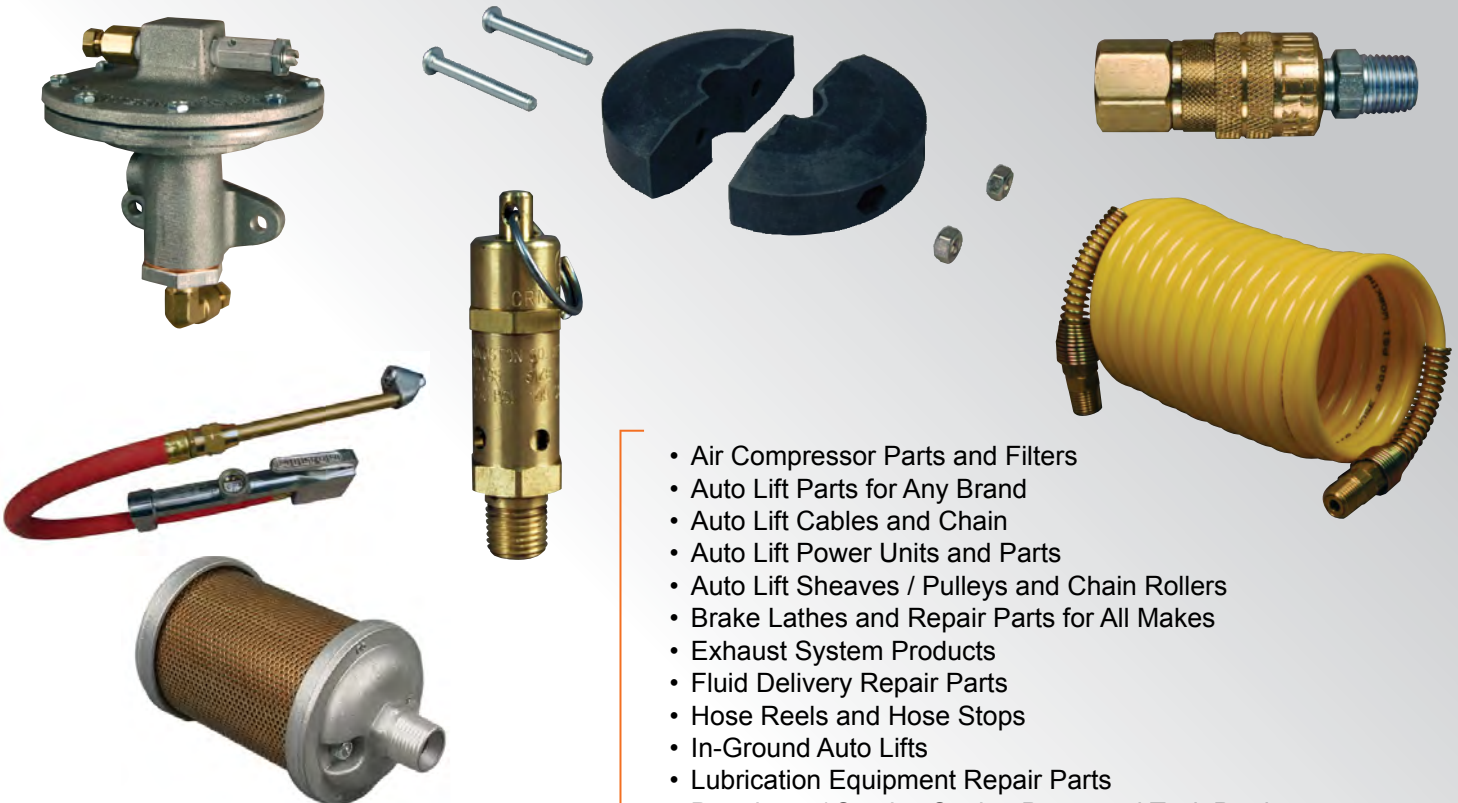


**TERMS AND CONDITIONS OF THE  
SALES ORDER  
FOR SVI INTERNATIONAL, INC.**

1. **GENERAL.** The terms and conditions of sales order outlined herein shall apply to the sale by SVI INTERNATIONAL, INC. (hereinafter referred to as "Company") of the items described on the facing page (hereinafter referred to as "Merchandise") to Purchaser.
2. **DELIVERY.** Delivery shall be deemed to be complete when the Merchandise has been shipped F.O.B. Company's plants in DeKalb, Illinois, Montclair, California; and Hanover, Maryland ("Company's plants"). Shipments are subject to delays from causes or contingencies beyond the reasonable control of the Company. When otherwise not specified, shipments will be made in standard containers via carrier which, in the judgment of the Company, will result in the most practical method. Title and right of possession will pass to the Purchaser upon receipt by the carrier at the shipping point. If a customer of the Company should specify a specific carrier's method of shipment (i.e. UPS Next Day Air) and that carrier does not perform to the customer's expectations, freight credit to a customer's account will not be issued unless the Company can first obtain a credit.
3. **RISK OF LOSS.** Identification of the Merchandise under Uniform Commercial Code (hereinafter referred to as "UCC") Section 2-501 shall take place at the moment of shipment F.O.B. Company's plants. Risk of loss shall pass to the Purchaser when the Merchandise is shipped from the Company's plants.
4. **TITLE.** Title to the merchandise shall transfer to the Purchaser when the Merchandise is shipped from the Company's plants.
5. **WARRANTIES.** The Company guarantees its products to be free from defects in workmanship and raw materials for a period of one year from date of purchase. THIS WARRANTY IS EXPRESSLY IN LIEU OF ANY AND ALL WARRANTIES EXPRESS OR IMPLIED. COMPANY DOES NOT WARRANT THE MERCHANDISE IS MERCHANTABLE OR FIT FOR ANY PARTICULAR PURPOSE. Company's liability for breach of the terms of this Agreement, including any warranty, is limited to either refund of the invoice price of the Merchandise or at Company's option, replacement of the Merchandise free of charge, including transportation charges but not including the cost of labor. Purchaser has not relied on any statement or upon the conduct of Company with respect to the prospective use of the merchandise. Company shall not be liable for and Purchaser waives any and all claims for any loss or damage, directly or indirectly, arising from the use of the Merchandise and for punitive, incidental or consequential damages, including, but not limited to, damages to property, for loss of use, loss of time, loss of profit or loss of income. The Company does not authorize the sale of our products under any other warranty, expressed or implied. **Please note:** Electrical components and cylinder or shaft seals are not covered under warranty.
6. **SETOFF.** All claims for money due or to become due from the Company shall be subject to deduction by the Company for any setoff or counterclaim arising out of this or any other claims of the Company or its affiliated companies, whether such setoff or counterclaim arose before or after any assignment by Purchaser.
7. **INDEMNIFICATION.** Purchaser agrees to indemnify the Company and hold it harmless from and against all claims, liability, loss, damage or expense, including reasonable counsel fees, arising from or by reason of any modifications or alterations made by Purchaser. If a customer of the Company modifies or alters any part, in any manner whatsoever, or uses any part in departure from recommended performance specifications, said customer agrees to indemnify and hold the Company harmless from and against all liability and expenses based on damage to property or injury to or death of any person arising out of or attributable to such modified or altered part. Further, the Company will not accept any such modified or altered part for credit to a customer's account.
8. **FREIGHT POLICY.** Freight charges are prepaid and added to invoice or collect FOB shipping point. Note: All customers are responsible for all carrier shipping costs, fees, surcharges, etc. including order refusal and return fees.
9. **RETURN POLICY.** To return a part for credit or inspection, Purchaser must first contact our Main Office in Illinois, to obtain a Return Merchandise Form. Once Purchaser has obtained this form, the parts can be returned freight prepaid only. The Return form must be included with the shipment. Parts returned to the Company without the approved form will be returned freight collect to the shipper or refused. Returns must be initiated within 30 days of the invoice date. The Return Forms are valid for 30 days, from the date of issue. All Returns are subject to restocking charges. Return parts brought into our remote warehouses, will not be accepted by our personnel, without a Return Merchandise Form from the Main Office. Parts which have been used in any way or manner, including any installation or incorporation into a lift, hoist, or other equipment, shall NOT be eligible for return whether or not a Return form has been assigned. **Please note:** Electrical parts or components are not returnable for credit. This includes all switches, pushbuttons, relays, electric motors, capacitors, fuses, solenoids, power units with wiring issues or any other electrical items. Custom, built to order, special order, and non-stocked genuine parts are non-returnable.
10. **RESTOCK CHARGE.** Returns are subject to a restocking charge. Refusals are subject to the same restocking charge plus the cost of outbound and return freight charges and/or fees incurred by the Company due to shipment refusal.
11. **PRICES AND PAYMENTS.** All prices are subject to change without notice. All prices are F.O.B. shipping point. The Company standard terms are net 30 days, C.O.D. company check, C.O.D. cash, VISA, MasterCard, Discover or American Express. However, if in the judgment of the Company, the financial condition of the Purchaser at any time does not justify shipment according to standard terms of payment, the Company may require full or partial payment in advance.
12. **INTERPRETATION.** This sales order is intended by the parties as a complete and exclusive statement of the terms of their agreement. It supersedes all prior agreements, written or oral. No course of prior dealings between the parties and no usage of the trade shall be relevant to supplement or explain any terms used in this sales order. Acceptance or acquiescence in a course of performance rendered under this purchase order shall not be relevant to determine the meaning of this sales order even though the accepting or acquiescing party has knowledge of the nature of the performance and opportunity for objection. Whenever a term defined by the UCC is used in this sales order the definition contained in the UCC shall control.
13. **MODIFICATION.** This sales order can be modified or rescinded only by a writing signed by both parties.
14. **WAIVER.** No claim or right arising out of a breach of this sales order can be discharged in whole or in part by a waiver or renunciation of the claim or right unless such waiver or renunciation is supported by consideration and is in writing signed by the aggrieved party.
15. **ASSIGNMENT.** No right or interest in this sales order shall be assigned by either party without the written consent of the other and no delegation of any obligation owed, or of the performance of any obligation by either the Company or Purchaser shall be made without the written consent of the other party. Any attempted assignment or delegation not made in conformity with this paragraph shall be wholly void and totally ineffective for all purposes.
16. **TIME TO PERFORM AND BRING ACTION.** Time is of the essence of this sales order. Any action for breach of this sales order shall be commenced within two (2) years after the cause of action has accrued. Any party who loses any litigation shall reimburse the other party for costs including reasonable attorney's fees. The exclusive jurisdiction for any legal action shall be the Circuit Court of DeKalb County, Illinois.
17. **APPLICABLE LAW.** This sales order shall be governed by the UCC of Illinois as effective and in force on the date of this sales order.



BALTIMORE • CHICAGO • LOS ANGELES



- Air Compressor Parts and Filters
- Auto Lift Parts for Any Brand
- Auto Lift Cables and Chain
- Auto Lift Power Units and Parts
- Auto Lift Sheaves / Pulleys and Chain Rollers
- Brake Lathes and Repair Parts for All Makes
- Exhaust System Products
- Fluid Delivery Repair Parts
- Hose Reels and Hose Stops
- In-Ground Auto Lifts
- Lubrication Equipment Repair Parts
- Petroleum / Service Station Pump and Tank Products
- RELS Brake Lathes
- Repair Parts for Gasboy Consumer Series
- SESM Lifts for ATV/UTV, Golf Cart and More!
- Tire Changer Repair Parts
- Transfer Pumps
- Turf Attachments for 2-Post Lifts
- Vehicle Lifting Systems
- Wheel Balancer Accessories



## SVI International, Inc.

155 Harvestore Drive • DeKalb, IL 60115

**800-321-8173 • 815-748-0200**

Fax: 800-899-1784 • 815-748-0210

Entire contents copyright © 2020, SVI International, Inc.

Information and Catalogs Online:  
[www.sviinternational.com](http://www.sviinternational.com)