


CASI Part	Description	MFG Part #	Image
1164	O-RING, ROLLER, 3/16" X 9.500 (3.000 OC), HT BLUE 85A (4' Ext)	18A09.50HTBLUE	
2702	Idec, Relay Base, 2Pdt	SH2B-05	
3030	POWER SUPPLY, 24V Dc, 10 Amp, Input 120-240, Screw Terminals (Gappers)	CS10.241	
5284	Rope Clip, Wire, 3/16" Galvanized Malleable Wire, Rope Pull, D-Clamp, D Clamp (Housing, Male TEE Upstream Side)	43402	
8994	Relay, 2Pdt, Idec, 24Vdc	RH2B-ULDC24V	
15435	CABLE, EXTENSION, DC MOTOR, 9-PIN, M-F, 0.5 M LENGTH	15435	
15849	Breakout Module, RJ-12 to Terminals, Amplified, 200MA Output Current, 24VDC, w/8" 6-Cond. Cable	ERSC-SE4 KIT	
15859	CABLE, EXTENSION, DC MOTOR, 9-PIN, M-F, 1.5 M LENGTH	15859	
16028	COUPLER, 6WAY RJ12, SNAP IN, BLACK; STRAIGHT PINOUT	1863133	

16660	RELAY, Terminal Block, 24vdc coil, 6A, 8mm wide (2019 and up Modules)	RV8H-L-AD24	
20312	HINGE, DIRAK, 4-182.05 PR05 180 DEG ADJ CAB, LIFT OFF, BLACK (For PC Door Cover)	212-9085	
20321	BRACKET, ANTI-SPIN, POINT UP, .437 HEX, FOR INSIGHT ROLLERS	PR-D-30H-PU-N	
20533	Cover, E-Stop Shroud, 22mm Used with 80mm Nameplate	HW9Z-KG1	
21143	O-RING, ROLLER, 7/32" X 9.180, HE HT BLACK 88A	22a09.18 HEHT	
21531	LATCH, QUARTER TURN, DIRAK, KEY FOR DOUBLE BIT M3 INSERT (PC Door Key)	204-0407.03-00000	
22146	CONNECTOR, CAT 5E INLINE COUPLER TYPE KEYSTONE JACK, RJ45 RECEPTACLE, BLACK	7285	
22255	CONNECTOR, Female, Codable; 4-Pole; Pin Spacing 2.5 mm / 0.098"; 100% Protected Against Mismatching	1881341	
23726	CONNECTOR, PCB, FK-MC 0,5/ 2-ST-2,5	1881325	
23	ASSY, PCB, BREAKOUT BOARD, CONVEYLINX	23796	

26546	Modular Telephone Cable, 12", 6-Cond, RJ12 Straight Through, 6P6C, 1-6 pinout		
27240	CAM HOME SENSOR, PHOTO EYE, 50MM, PNP, W/ RJ11 TERMINATION (SM-101E 2018 build)	DQ12AB6FF50-93213	
27939	Switch, E-STOP, 22mm, LED Illuminated, mushroom button, screw terminals	XW1E-LV413Q4M-R	
28370	BANNER, Safety Relay, 2 Ch. Solid State / Relay Input, 2 NO Outputs 1 NC	UM-FA-11A	
28889	PLC, PFC 200 CONTROLLER, WAGO-I/O-SYSTEM 750	750-8202	
28890	PLC, 8-Channel Digital Input/Output Module 24 V DC	750-1506	
28892	PLC, END MODULE, FOR MODULAR I/O SYSTEM	750-600	
34904	Latch, Quarter Turn, No Key, Assembled (PC Door Lock)	369-0075.00-00001	
36061	Cable, Phone RJ12, Straight, 7 ft	938	

36061 Cable, Phone RJ12, Straight, 7 ft 938



36283 SPEAKERS, 3-1/2", PAIR , 40W, DUAL CONE KFC-835C



36398 MOTOR, GEARED, PGD024-SE1-33 AAA, 33:1 SPEED RATIO, CONVEYLINX PGD024-SE1-33 AAA



36731 CABLE, POWER, UL/CSA 18OD, 125V, 10A, 1.83M, CASI ALL IN ONE CORE (Core PC) 1702002600



37314 PART, SM-101E, DROP-IN BLOCK, CAM SHAFT BEARING 37314 Rev C



37331 PART, SM-101E, PLATE, CAM STOP 37331 Steel



37332 PART, BLOCK, LONG SLIDER, SM101E 37332 Rev A1



37333 BEARING, 6203-2Z, 17MM SHAFT, DOUBLE SHIELDED 6203ZZ



37334 PULLEY, ROUND IDLER, 5/16" X 2.13", 6202 BEARING, 15 MM BORE (Available, but lead time is 4 weeks) RIP2125-0.180 RS



37335	PART, SM-101E, ROUND IDLER PULLEY DROP-IN PIN	37335	
37336	PART, SM-101E, ROUND IDLER PULLEY DROP-IN PIN SPACER -SUPERCEDED BY 46875 (SM-101E, Idler Plate Parts)	37336 REV C	
37336	PART, SM-101E, ROUND IDLER PULLEY DROP-IN PIN SPACER -SUPERCEDED BY 46875 (SM-101E, Idler Plate Parts)	37336 REV C	
37361	PART, SM-101E, BLOCK, SHORT CAM ROLLER MOUNT	37361 Rev C (LF)	
37593	ROLLER, DRIVE, INSIGHT, 1.913" OD, 22.25 BF, 7/16 HEX ENDS, SL 1 END, NO GRV, 35 SPEED CODE (SM-101E Bands)	PR-AD-48-555-35ZSAY	
37608	DOWNSTREAM HANDLE BAR MOUNT BRACKET, SLIP-ON, MKII (Halo Downstream, Needed for item 42011)	37608 Rev D	
37610	PART, WELDMENT, WALMART SORTATION MODULE, HANDLE BAR	37610 Rev D	
37794	CABLE, CAT5e, Shielded, 5FT Patch, Gray	510-05 GY	
37807	BUMPER, 1" THICK, 2-1/2" X 2-1/2" FOOTPRINT, 1/4" HARDWARE (Red Spacer for Halo/Tees/Gappers/Curves)	501-0321	

37840 CONTROLLER, UL CERTIFIED, DRIVE CONTROL CARD, CONVEYLINK

ERSCE



37876 BELT, POLY-V, 3 RIB, 2.5" OC (Trunk line, Halo, Gapper)

37876 3PJ263



38095 SCANNER, DX8210-4100 STANDARD RESOLUTION EXTENDED

936300003




38101 DIMENSIONER, CBX510 CONNECTION BOX MODULAR

93A301087



38334 WASHER, WAVE DISC SPRING, 0.870" OD X 0.625" ID X 0.010" THK, HIGH-CARBON STEEL - SUPERCEDED BY 46875 (SM-101E, Idler Plate Parts)

5806-257-2



38581 ROLLER, IDLER, 1.9" OD, 28" BF, 7/16 HEX SHAFT, SL ONE END, POLY-V END CAP (Trunk)

n/a



38584 ROLLER, DRIVE, 1.9" OD, 28" BF, 7/16 HEX, SL ONE END, POLY-V END CAP, 35 SPEED CODE (Trunk)

PR-AD-48-676-35ZSHQ



38858 PART, MONITOR LOCK-OUT DOOR, WALMART FAST (PC Door Cover)










38858 Rev C



38917 PART, CONVEYOR HINGE PIVOT BUSHING (Steel Wings)

38917 Rev C (LF)



39678	BELT, 581J4, POLY-V, FABRIC BACKED, 58.1 INCH LONG NOMINAL (SM-101E)	580J4	
39679	BELT, 701J4, POLY-V, FABRIC BACKED, 70.1 INCH LONG NOMINAL (SM-101E)	700J4	
40088	ASSY, PCB 6 MOTORS EXTENSION	40088	
40110	CABLE, ASSY, 9 PIN ROLLER MOTOR EXTENSION M-M	40110 REV C	
40404	POWER SUPPLY, FSP ADP A/D 100-240V 150W 19V, 7.1A, C14 TERMINAL BLOCK 2 PIN (Core PC)	96PSA-A150W19P2-3	
41103	Industrial-ECO-Switch; 5-port 1000Base-T	852-1111	
41593	SPACER, CLEARANCE SPACER, M6 SCREW SIZE, 25MM LENGTH, 13MM OD	94669A193	
41666	ROLLER, IDLER, 1.9" OD, 35" BF, 7/16 HEX SHAFT, SL ONE END, POLY-V END CAP (Halo/Gapper)	41666	
41667	ROLLER, DRIVE, 1.9" OD, 35" BF, 7/16 HEX, SL ONE END, POLY-V END CAP, 35 SPEED CODE (Halo/Gapper)	PR-AD-48-854-35ZSHQ	

41678 ROLLER, DRIVE, INSIGHT, 1.913" OD, 24.5" BF,
POLY-V, J BELT, 35 SPEED CODE, 7/16 HEX ENDS,
SL 1 END (SM-101E Rollers) PR-AD-48-587-35ZSHQ



41679 ROLLER, IDLER, 1.375" OD, 24.50" BF, POLY-V,
TYPE J BELT, 5/16 HEX ENDS, SL 1 END (SM-101E
Rollers) P/N=3PB31J30-4-
1B.3M3.G25.C14 x
24.5"BF



41682 CHAIN, #40, 46 INCH TOTAL LENGTH W/ MASTER
QUICK-DISCONNECT LINK (Cam Roller, SM-101E) 41682



41806 ROLLER, DRIVE, INSIGHT 1.913" OD, 34 BF, 7/16
HEX ENDS, SL 1 END, 2 STD GRV, 35 SPEED
CODE (Curve) PR-AD-48-853-35ZSGQ



41898 PART, FOLDING CONVEYOR, LIFT & HOOK
HANDLE (Sorter Downstream) 41898 Rev B




41929 PART, MID LEG PIVOT BAR, GRAVITY WING LEG
SET, WALMART FAST, MKII 41929 Rev C



41939 PART, WELDMENT, PIVOTING HOOK LATCH, TEE
INFEED CONVEYOR, WALMART FAST, MKII (Latch
Bar) 41939 Rev A



42011 DOWNSTREAM HANDLE BAR, HANDLE BAR
TOWARDS SORTATION, MKII (Halo Downstream) 42011 Rev B



42050 UPSTREAM HANDLE BAR, MKII, HALO to GAPPER
(Halo Upstream) 42050 Rev B



42141 CABLE, EXTENSION, DC MOTOR, 9-PIN, M-F, 2.5 M
LENGTH 42141



42152 Push Button, Square Flush, Blue, Momentary 1NO;
22mm HW2B-M1F10-S



42153 Push Button, Square Flush, Yellow, Momentary 1NC;
22mm HW2B-M1F01-Y



42170 PART, SCAN HALO EE ATTIC, MONITOR
ISOLATION COVER, MKII (Plexiglass Monitor Cover) 42170 Rev D



42172 PART, SCAN HALO EE ATTIC, SHELF ACCESS
COVER, MKII 42172 Rev A (Lozier)



42200 INDICATOR LIGHT, EZ-LIGHT Traffic Series; 3-
Indicator Daylight Visible Voltage; PNP, 15-30 VDC SP350GYRPQ-805829



42212 PART, COVER, LEG, MIDDLE, LH, HALO, WALMART 42212 Rev D (CM)



42218 PART, CROSS-BEAM COVER, CENTER, INDUCT, WALMART 42218 REV B PC-WALMART GRAY




42232 HEX SHAFT COLLAR, 7/16" HEX, 1.25" OD, 3/8" WIDTH, 303 SS 12S007



42241 PART, CROSS-BEAM COVER, CENTER, TEE, WALMART 42241 Rev B (DT)



42260 TV, 40" CLASS FULL ARRAY LED SMART TV, VIZIO D SERIES 52803095



42274 Cable Assembly, Connector, Male Tee Upstream side; Walmart FAST, XWI-0001-232; MKII (Male Tee Upstream Side) 42274 REV G



42276 Female screw insert POS-E-KON; 6 contacts +GND; 35A 600V C series (Gapper) WDM1498900000



42280 HC-STA-B16-BWSC-ELC-AL; Heavycon panel mounting base w/lock and cover MKII (HALO) 1411325



42281 HC-M-B16-MF-H; B16 Module carrier frame, 4 slots. MKII (Male Plug TEE Upstream Side) 1417405



42282 HC-M-05-PT-F; PT Spring contact insert module; female 5 positions MKII (Female Plug TEE Downstream Side) 1417373



42283 HC-M-RJ45-08-GC-F/F; RJ45 Contact insert module, socket (Female Plug TEE Upstream Side) 1419886



42284 HC-M-02-AT-F-10 Contact insert module; female 2 positions, 40A; 1000V, Axial screw MKII (Female Plug TEE Downstream Side) 1417387



42287 HC-EVO-B16-HHFS-EL-AL; Heavycon EVO sleeve housing w/bayonet flange MKII (Housing, Male TEE Upstream Side) 1411461



42288 HC-M-B16-MF-B; Module carrier frame, 4 slots. MKII (Female Plug TEE Downstream Side) 1417400



42289 HC-M-05-PT-M; PT Spring contact insert module; male 5 positions MKII (Male Plug TEE upstream Side) 1417372





42290 HC-M-RJ45-AD-PC-M; RJ45 Contact insert module, Pin MKII (Male Plug TEE upstream Side) 14198850



42290 HC-M-RJ45-AD-PC-M; RJ45 Contact insert module, Pin MKII (Male Plug TEE upstream Side) 1419885



42291	HC-B-G-M32-ER-AL; M32 GLAND, metal with bayonet locking (Housing, Male TEE Upstream Side)	1411444	
42292	HC-M-02-AT-M-10 Contact insert module; male 2 positions, 40A; 1000V, Axial screw MKII (Male Plug TEE upstream Side)	1417389	
42358	Cable Assembly, Terminator Connector MKII System HI-C (Tee Estop Terminator)	42358 REV E	
42363	INLET, 30 Amp, 125 Volt, NEMA L5-30P, 2P, 3W, Flanged Inlet Locking Receptacle, Industrial Grade, Grounding - White. (Halo power plug)	2615	
42416	CABLE ASSEMBLY; SM-101E MOTOR GROUND WIRE SET MKII	42416 REV D	
42428	Cat 5 Patch Cable, Ethernet, pre-assembled, Shielded, 1.5M	2832221	
42439	Lightbar, 872MM, 7 SENSOR, E1 111MM (Curve)	XUY872CC7P2	
42445	ROLLER, TAPERED, IDLER, 34" BF, 2 STD GROOVES, 1.625 OD START OD, 2.875 END OD (Curve)	TR34.028LP296H3B	
42466	RUBBER T-HANDLE DRAW LATCH - JEEP LATCH	Southco F7-73-P	

42477	BELT, BLUE, ROUND 5/16" DIA, HOLLOW CORE, 49.0" LENGTH (SM-101E)	42477	
42596	O-RING, ROLLER, 7/32" X 6.9", HEHT BLACK, 88A	42569	
42597	O-RING, ROLLER, 7/32" X 7.8", HEHT BLACK, 88A	42597	
42598	O-RING, ROLLER, 7/32" X 9.1", HEHT BLACK, 88A (Curve, Motor to Roller)	22a09.12 HEHT B	
42731	Assy, Sound System, Halo MKII-200W	42731	
42744	Board, 2 x 200 Watt Class D Audio Amplifier Board - T-AMP	AA-AB32281	
42759	Relay module with push-in connection, relay base with ejector and power contact relay. Contact type: 1 PDT. Input voltage: 24 V DC	2903370	
42771	Line Level Audio Auto A/B Switch; Two way source selector -comes with 12VDC power supply	29x0299	
42883	O-RING, ROLLER, 7/32" X 6.6", HEHT BLACK, 88A (Curve, Roller to Roller)	22a06.60 HEHT B	

42884 O-RING, ROLLER, 7/32" X 7.8", HEHT BLACK, 88A
(Curve, Roller to Roller/Between Sensor) 22a07.50 HEHT B



42902 PULLEY, IDLER, FLAT, 1.87" X .510, 6202 BEARING,
15mm BORE, (First Gen SM-101E Builds. For left/right
divert rollers) 42902



42937 CONNECTOR, Heavy Duty Connector Base,
Aluminum Body, With Cover & Steel Latch Assembly
Walmart FAST System (Gapper, Tees) WDM 121010000



42939 PART, TV MOUNT, VESA, 200MM X 200MM X 18MM
(Need for all TV Replacement) 42939 Rev B



43170 PART, COVER, SPANNER, CENTER, INDUCT, W
SPARES BOX CUTOUTS 43170 Rev B




43276 ROLLER, DRIVE, CUSTOM, 1.913" OD, 23.00 INCH
BF, 7/16 HEX ENDS, SL 1 END, 15 SPEED CODE,
#40 CHAIN 18T SPROCKET, 4X 180 DEG PM 43276



43380 Lightbar, w/RJ11, 43380 includes 41688, 494MM (SM-
101E) 43380












43410 Lightbar, w/RJ11 43410 includes 41689, 644MM
(Wings and Lane 9) TTR637APGB6D-2.0RJ-
644



43411 Lightbar, w/RJ11 43411 includes 41699, 720MM
(Trunk) 43411



43412	Lightbar, w/RJ11 43412 includes 41701, 898MM (Gapper/Halo)	43412	
43464	CONNECTOR, Ethernet, Sealed RJ45, Cat 5e, Panel Mnt (Halo Ethernet Connection)	1738601-1	
43496	PART, PIN, PULLEY, .580 OD X .604 BRG LENGTH - SUPERCEDED BY 46875 (SM-101E, Idler Plate Parts)	46875	
43507	PART, SM-101E, PHOTO EYE MOUNT & TRANSFER PLATE, UNIVERSAL, WALMART		
43565	Tool, FAST Belt Tool	2428-1	
43731	Power Supply, 24 VDC, 20 Amp, SLIM PROFILE 100-240 VAC INPUT (Halo, Tees, Curves, Agility Flex)	CPS20.241	
43793	ROLLER, IDLER, 1.900" OD X .112 WALL HI IMPACT PVC, 25.000" BF, ALUMINUM 7/16 HEX SPRING LOADED SHAFT,	P/N=3W4N.H41.A66 x 25"BF	
44286	MOTOR, PGD, GR 45:1, SHAFT 16MM, 600MM CABLE W JST CONNECTOR (SM-101E Lift Motor)	PGD024-SE1-45AAA	
44320	ASSY, TEE WIREWAY HARNESS (SM-101E)	44320 REV B	

44320 ASSY, TEE WIREWAY HARNESS (SM-101E) 44320 REV B



44419 SENSOR, PROXIMITY, INDUCTIVE, 8mm Barrel;
3mm SensingDistance; Flush Mount; PNP; NO (SM-101E New) BI3-M08-AP6X/CS16137



44513 PCB, MODIFIED, CONVEYLINX BREAK OUT BOARD, WALMART MK-II SYSTEMS 44513



44539 PART, LIFT HANDLE/CROSSBAR SUPPORT, ZONE 9 CONVEYOR 44539 Rev B



44555 PART, CROSS-BEAM COVER, MID SECTION, TEE, WALMART 44555 Rev B (DT)



44570 ASSY, WALMART ESTOP SWITCH WITH PIGTAIL (Halo Retro Fit Kit) XW1E-LV413Q4M-R-CS16783



44578 TOUCH SCREEN CORE PANEL PC 21.5" INTEL Core i5-6300U (new 3211) PPC-3211SW-CASI



44617 CABLE GLAND,(standard brass cable gland), Cable glands, PG 21, 7.2 mm, OD min. 13 - OD max. 18 mm, IP54, IP66, IP67, IP68 WDM 1657850000



44623 CABLE, Universal USB/3.5mm to RCA Auxiliary Interface Mount & Cable, 6ft, Black MUSB35



44649 CABLE, DISPLAY PORT SOURCE TO HDMI
DISPLAY, 10 FT, SHIELDED 40-622-010



44668 PART, PIN, SECURING, CONVEYOR, GRAVITY,
.870DIA X .400L (Steel Wings) 44668 Rev B



44712 WASHER, THRUST, .886+/- .010 ID X 1.249+/- .010
OD X .062+/- .008 THK, NYLON, NATURAL OR
BLACK 11700006202X1.249X.88
6



44749 ASSY, CABLE, LANE 9/TERMINATOR 44749 REV G



44750 ROLLER, IDLER, 0.750" OD, 25.000 BF, 1/4 ROUND
SHAFT, SL 1 END, ALUMINUM TUBE, NO GRV (Lane
9) 2F2.A10.C10 x 25"BF



44933 WL32 led light bar 285mm without pushbutton (ELM
section) WLB32 285



44940 ASSY, SM-101E, TOP-LEVEL, CORE ASSEMBLY,
SIMPLIFIED, 26 BF X 27.5 LONG (Was 42926) 44940



44949 ASSY, PHOENIX TO FLEX CONVEYOR ADAPTOR
CABLE ASSEMBY (Curve Pigtail Assembly Harness to
Flex) 44949 REV E



44952 ASSY, CABLE, HALO ESTOP HARNESS (4 wire
assy's inside this) 44952 REV A



44968 KIT, FAST GROUNDING RETROFIT PARTS FOR GRAVITY CONVEYOR PHOTO EYE LIGHT BARS (Wings) 44968



44977 ASSY, PHOENIX MALE TO PHOENIX MALE ADAPTOR (Curve Pigtail Power Assembly Harness) 44977 REV C



45093 Connector RJ11 6P4C Male to 4 Pin Screw Terminal Connector B07MPCCJLJ-1 piece



45100 ROLLER, IDLER, 1.900" OD, 35.000 BF, 7/16 HEX, SL 1 END, 2 STD GRV (4' Ext) RD-123CZ12C40



45101 ROLLER, DRIVE, INSIGHT, 1.913" OD, 35.000 BF, 7/16 HEX ENDS, SL 1 END, 2 STD GRV (4' Ext) PR-AD-48-879-35ZSGQ



45126 HDC enclosures, Size: 6, Protection degree: IP65, Coupling housing, End-locking clamp, Standard, (Agility Flex Upstream Plug Housing) 1788290000



45126 HDC enclosures, Size: 6, Protection degree: IP65, Coupling housing, End-locking clamp, Standard, (Agility Flex Upstream Plug Housing) 1788290000



45127 HDC enclosures, Size: 6, Protection degree: IP65, Cable entry from side, Plug housing, End-locking clamp, (Agility Flex Downstream Plug Housing) 1788200000

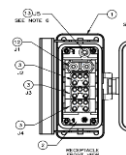


45146 ASSY, STEEL LANE 9 COMPLETE ASSEMBLY, MECHANICAL & ELECTRICAL (For stores with existing Lane 9) 45146



45189 Cable Assembly, Connector, Female downstream side; curve 90, (Curve 90)

45189 REV C



45193 ASSY, EE UPSTREAM CABLES, 4 FT CASI EXTENSION

45193 REV B



45249 ASSY, CABLE for SHORT GAPPER MODIFICATION; EPIC TO PHEONIX

45249 REV C



45252 ASSY, REPLACEMENT WING KIT, FOR FIELD, NO PACKAGING (Steel Wing)

45252



45270 PULLEY, ROUND IDLER, 5/16" X 2.13", 6202 BEARING, 15MM BORE -SUPERCEDED BY 46875 (SM-101E, Idler Plate Parts)

45270



45283 Sensor, Diffused, 600mm Range, PNP Output, 6" Cable-w/RJ11 Connector

QS18VP6DL-RJ11-150



45295 UPS, DELTA, 1 KVA, 120V INPUT/ OUTPUT, 9Amps, 50-60 Hz, (Backwards Compatible to older UPS)

RT-1K-UPS102R1RT0B0B8



45486 Push Button Switch Station Box 3 hole TWTADE/Red, Green Momentary Push Button Switch 440V 10A 1NC 1NO, Red Mushroom Emergency Stop

45486



45541 FITTING, MOLTEC, BRS M25 STRAIN RELIEF WITH METAL THREAD, NW 23, CABLE RANGE 17 (45547 Lock Nut)

MOL L6-MS-S-23M25



45646	Contact insert module,RJ 45,HC-M-RJI-AD-08-PC-M (Housing for Item 45731)	1419888	
45719	ASSY, EE DOWNSTREAM CABLES, 4 FT CASI EXTENSION	45719 REV B	
45720	ASSY, FRAME, TEE, MODULAR,2 SORTER, 1 ZONE, STAGE 1	45720	
45731	Connector; modular; Plug; 8 position; 8 contact; RJ45; Ethernet; Shielded; Cat5 (IFLEX/All Modules Downstream Male RJ45 insert)	1421608	
46080	KIT, COMB, OUTFEED, 26BF, SM101E BLACK COMB - (SM101E Idler Plate Guide)	46080	
46081	KIT, COMB, INFEED, 26BF, SM101E WHITE COMB - (SM101E Idler Plate Guide)	46081	
46135	ASSY, PCB, PHOTOEYE, Agility Flex	46135	
46227	BELT, DRIVE, O-Ring, Orange	5402177	
46228	BELT, IDLER, CLEAR O-Ring, 1.5 AND 1.9 INCH ROLLER CONVEYOR	5402177	
46308	ROLLER, IDLER, 1.900" OD, 29.000 BF, 2 STD GRV (ELM)	HS80002SP2.N/A	

46309 ROLLER, IDLER, 1.500" OD, 29.000 BF, DIA 1/2 END,
2 STD GRV HS80001SP2.N/A



46310 ASSY, PULLEY, IDLER, Agility Flex CY1451SP2.CHR



46315 ASSY, Agility Flex DRIVE MOTOR WITH PULLEY
MOUNTED CY1441SP1.N/A



46410 ASSY, AFLEX, UPSTREAM CABLE HARNESS &
CONNECTOR 46410 REV G



46411 ASSY, Agility Flex, DOWN STREAM CABLE
CONNECTOR 46411 REV H



46524 ASSY, ELM IFLEX,ZONE ELM,1,2 CONDUIT WIRE
HARNESS 46524 REV C



46560 CASTER, SWIVEL, DIA 8 INCH W/ BRAKE, ZINC
PLATED STEEL BODY, RUBBER TREAD,
POLYOLEFIN WHEEL CORE 46524 REV C



46561 CASTER, SWIVEL, DIA 8 INCH W/O BRAKE, ZINC
PLATED STEEL BODY, RUBBER TREAD,
POLYOLEFIN WHEEL CORE 46524 REV C



46659 PART, WELDMENT, UPSTREAM HANDLE BAR,
Agility Flex 46659 REV B PC
BLACK



46672 PART, WELDMENT, LATCH MOUNT, Agility Flex 46672 REV D PC
YELLOW



46673	PART, WELDMENT, LATCH, Agility Flex	46673 Rev A	
46780	ZNC 8MM DIA, SAME SIZE SHOULDER BOLT, AFLEX (Pack of 100)	HF00054SP100.ZNC	
46781	BLK SPACER, 5 MM, SHOULDER, STEEL AFLEX (Pack of 100)	HM20077SP100.BLK	
46782	BAR, SPREADER, ALUMINUM, IFLEX - Limited stock redesigned steel version expected 7/31/20	DAC2891.ALU	
46875	ASSY, SM-101E, BELT IDLER PLATE, CENTER DRIVE, 27.5 LONG - INCLD HARDWARE & 42477 BELT	46875	
46875	ASSY, SM-101E, BELT IDLER PLATE, CENTER DRIVE, 27.5 LONG - INCLD HARDWARE & 42477 BELT	46875	
47382	SPACER, FLAT, BLACK NYLON 10.4 MM ID, 22 MM OD, 5 MM THK (Pack of 100)	11516539	
47414	ASSY, AFLEX, STD LEG SET W/ LOCKING CASTER	DAC2321.CHR	
47415	ASSY, AFLEX, STD LEG SET W/ NON-LOCKING CASTER	DAC2351.CHR	
47416	ASSY, AFLEX, ELM LEG SET W/ LOCKING CASTER	DAC2331.CHR	

47418 ASSY, AFLEX, CROSS BAR, NO HARDWARE DAC2341.GVN



47520 BLK SPACER, 1 MM, SHOULDER, STEEL AFLEX (Pack of 100) HM20075SP100.BLK



47527 PLATE, LEG, CONVEYOR, AFLEX C226831-001.CHR



47660 FOLDING LEG W/ HANDLE, WING - LEFT HAND DAC2851



47661 FOLDING LEG W/ HANDLE, WING - RIGHT HAND DAC2861



47751 PART, BAR, HANDLE, ELM, AFLEX 227538-002 REV A

